

SCHOTTKY BARRIER RECTIFIERS

SR220 - SR2100

DO-15
Axial Lead Plastic
Package



For use in Low Voltage, High Frequency Inverters, Free Wheeling Diodes and Polarity Protection Applications

Maximum RATINGS AND ELECTRICAL CHARACTERISTICS

(Rating at 25°C Ambient Temperature unless specified otherwise. Single Phase, half wave 60Hz, Resistive or Inductive Load. For Capacitive Load, Derate by 20%)

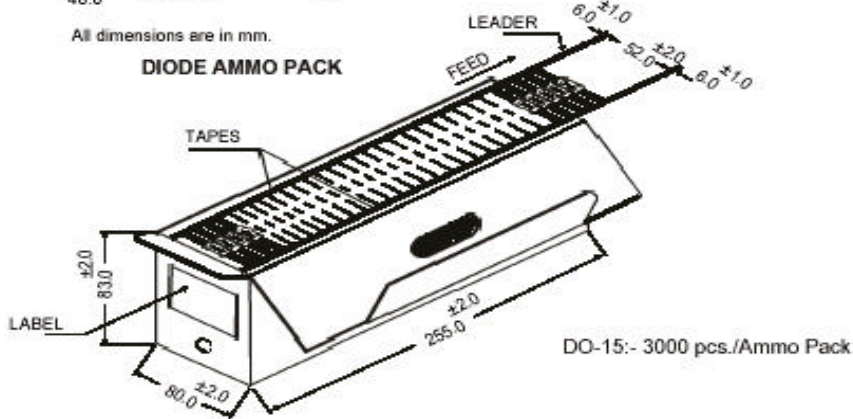
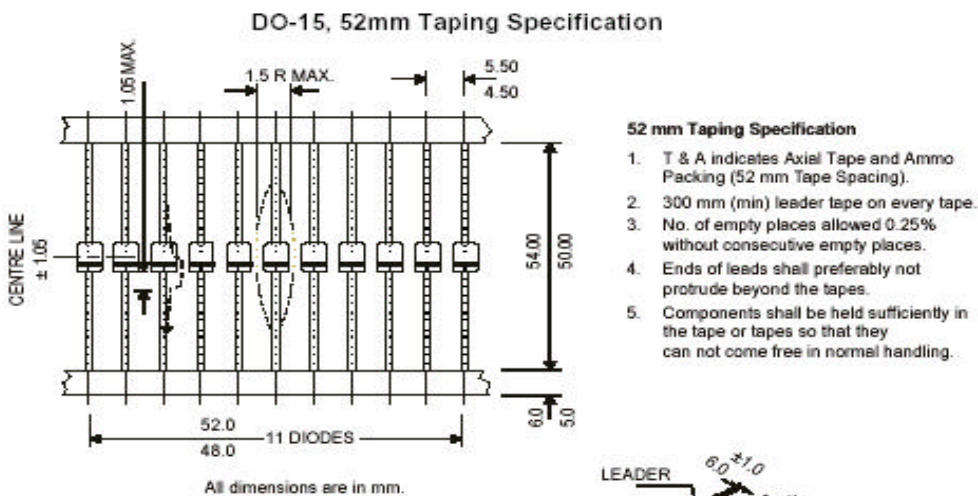
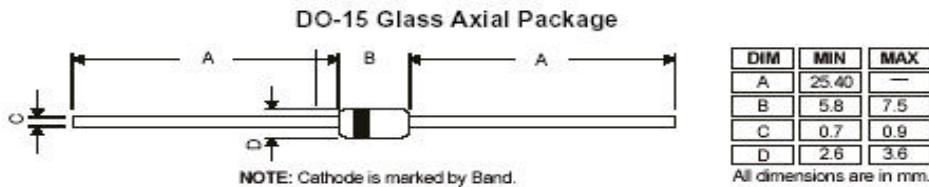
DESCRIPTION	SYMBOL	SR220	SR230	SR240	SR250	SR260	SR280	SR2100	UNIT
Maximum Peak Repetitive Reverse Voltage	V_{RRM}	20	30	40	50	60	80	100	V
Maximum RMS Voltage	V_{RMS}	14	21	28	35	42	56	70	V
Maximum DC Blocking Voltage	V_{DC}	20	30	40	50	60	80	100	V
Average Forward Rectified Current 0.375" (9.5mm) Lead Length	$I_{(AV)}$	2.0							A
Peak Forward Surge Current 8.3ms single half sine-wave superimposed on rated load	I_{FSM}	50.0							A
Maximum Instantaneous Forward Voltage at $I_F=2.0A$	V_F	0.55			0.7		0.85		V
Maximum DC Reverse Current $T_a=25^\circ C$ at Rated DC Blocking Voltage $T_a=100^\circ C$	I_R	0.5 20							mA mA
Junction Capacitance	$*C_J$	TYP180							pF
Thermal Resistance Junction to Ambient	$**R_{th(j-a)}$	TYP45							°C/W
Operating Junction Temperature Range	T_j	- 55 to +125			- 55 to +150				°C
Storage Temperature Range	T_{stg}	- 55 to +150							°C

*Measured at 1MHz and Applied Reverse Voltage of 4V

** Thermal Resistance from Junction to Ambient "0.375" (9.5mm) Lead PCB Mounted

SR220_2100Rev_1 100606E

**DO-15
Axial Lead Plastic
Package**



Component Disposal Instructions

1. CDIL Semiconductor Devices are RoHS compliant, customers are requested to please dispose as per prevailing Environmental Legislation of their Country.
2. In Europe, please dispose as per EU Directive 2002/96/EC on Waste Electrical and Electronic Equipment (WEEE).

Disclaimer

The product information and the selection guides facilitate selection of the CDIL's Semiconductor Device(s) best suited for application in your product(s) as per your requirement. It is recommended that you completely review our Data Sheet(s) so as to confirm that the Device(s) meet functionality parameters for your application. The information furnished in the Data Sheet and on the CDIL Web Site/CD are believed to be accurate and reliable. CDIL however, does not assume responsibility for inaccuracies or incomplete information. Furthermore, CDIL does not assume liability whatsoever, arising out of the application or use of any CDIL product; neither does it convey any license under its patent rights nor rights of others. These products are not designed for use in life saving/support appliances or systems. CDIL customers selling these products (either as individual Semiconductor Devices or incorporated in their end products), in any life saving/support appliances or systems or applications do so at their own risk and CDIL will not be responsible for any damages resulting from such sale(s).

CDIL strives for continuous improvement and reserves the right to change the specifications of its products without prior notice.



CDIL is a registered Trademark of
Continental Device India Limited

C-120 Naraina Industrial Area, New Delhi 110 028, India.

Telephone + 91-11-2579 6150, 4141 1112 Fax + 91-11-2579 5290, 4141 1119

email@cdil.com www.cdilsemi.com