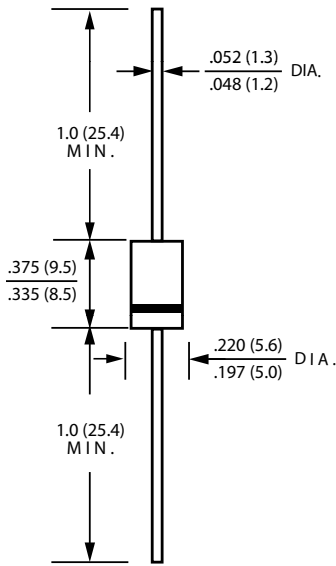




Schottky Barrier Rectifiers



DO-201AD

Dimensions in inches and (millimeters)



Ordering Information	
Part Number	Remark
SR5xx	General
SR5xx-H	Halogen Free
SR5xx-Q	Automotive

PRIMARY CHARACTERISTICS	
I_F	5A
V_{RRM}	20~200V
I_{FSM}	100A
V_F	0.55V, 0.70V, 0.85V, 0.87V, 0.90V
T_J max	125°C, 150°C

Features

- Guardring for overvoltage protection
- Very small conduction losses
- Low forward voltage drop
- Component in accordance to RoHS 2002/95/EC
- AEC-Q101 qualified

Mechanical Data

- Cases: DO-201AD
- Case Material: Molded Plastic. UL Flammability Classification Rating 94V-0
- Terminals: Lead free Plating (Tin Finish)
Solderable per MIL-STD-202, Method 208
- Polarity: Cathode Band
- Weight: 1.071 grams (approximate)

MAXIMUM RATINGS (TA=25°C unless otherwise noted)											
PARAMETER	SYMBOL	SR 520	SR 530	SR 540	SR 550	SR 560	SR 580	SR 5100	SR 5150	SR 5200	UNIT
Maximum repetitive peak reverse voltage	V_{RRM}	20	30	40	50	60	80	100	150	200	V
Maximum RMS voltage	V_{RMS}	14	21	28	35	42	56	70	105	140	V
Maximum DC blocking voltage	V_{DC}	20	30	40	50	60	80	100	150	200	V
Maximum average forward rectified current	I_F	5.0									A
Peak forward surge current, 8.3ms single half sine-wave superimposed on rated load	I_{FSM}	100.0									A
Maximum Instantaneous Forward Voltage IF=5A @ 25°C	V_F	0.55			0.70		0.85		0.87	0.90	V
Maximum DC Reverse Current @ Tc=25°C at Rated DC Blocking Voltage @ Tc=100°C	I_R	0.5 10					0.2 5.0				mA
Typical Junction Capacitance(NOTE1)	C_j	320			300		200		180	120	pF
Typical Thermal Resistance	$R_{\theta JC}$	30									°C/W
Operating Temperature Range	T_J	-55 to +125					-55 to +150				°C
Storage Temperature Range	T_{STG}	-55 to +150									°C

NOTES:1.Measured at 1.0MHZ and applied reverse voltage of 4.0V DC



FIG. 1-TYPICAL FORWARD CURRENT DERATING CURVE

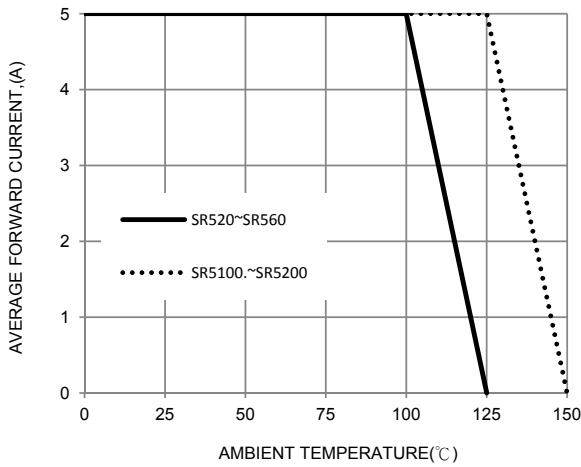


FIG. 2-TYPICAL FORWARD CHARACTERISTICS

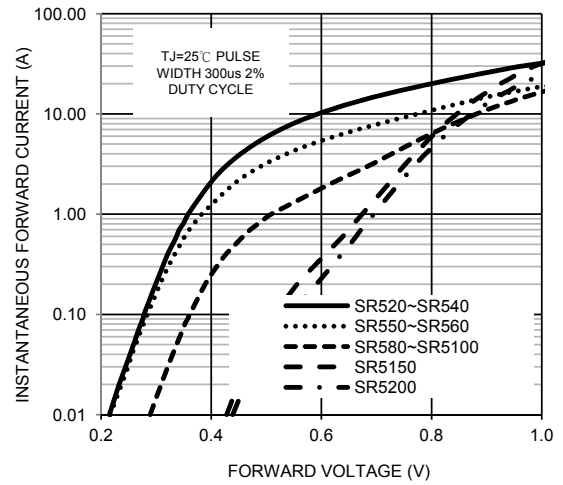


FIG. 3-MAXIMUM NON-REPETITIVE FORWARD SURGE CURRENT

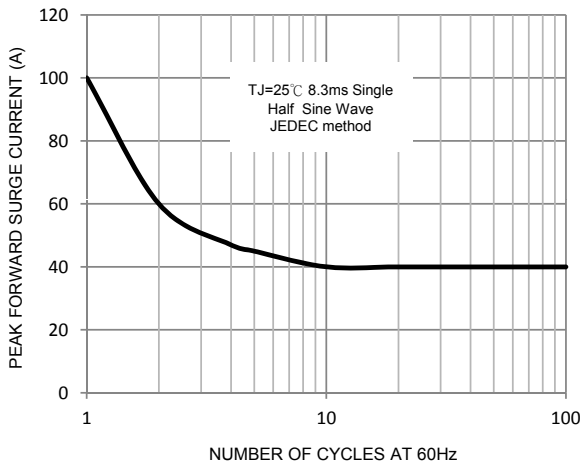


FIG. 4-TYPICAL REVERSE CHARACTERISTICS

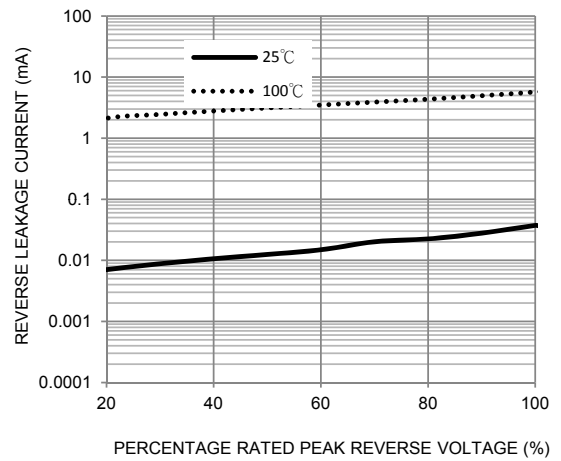


FIG. 5-TYPICAL JUNCTION CAPACITANCE

