

## Overview

KEMET's Pyroelectric Infrared Sensors use the pyroelectric effect of ceramic by absorbing infrared rays emitted from the human body. This detects the natural infrared signature produced by humans. Also, it can detect infrared rays without using lenses.

Due to the absence of a lens, KEMET's Pyro Sensor is low profile, as it does not protrude, which makes it ideal for gathering visual requirements. With KEMET's proprietary piezoelectric ceramic material and element structure of the Pyroelectric Infrared Sensor, humans can be detected through resin. This allows more freedom in the design of the outer appearance of the end product.

By adding a KEMET proprietary lens the detection distance can be further improved. Three different color lenses also enable some design flexibility. The sensors now packaged in our module solution are even easier to install and the driving being already included in the package, makes it really just "plug and sense".

## Benefits

- Equipped with AMP circuit and comparator circuit
- Digital output
- Available with or without lens
- Flat top surface of the lens
- Microcomputer installed
- Connector mounting
- Excellent radio wave performance in high-frequency band
- Compact (15.00 x 15.00 x 5.65 mm)

## Applications

Typical applications include human presence detection sensing for energy saving functions in:

- Contact less switching
- Office automation equipment
- Home appliances
- Lighting
- Display products
- Air-conditioners
- TV
- PC monitors
- Rice cookers
- Smart toilets

Without lens module



Natural Lens



White Lens



Black Lens



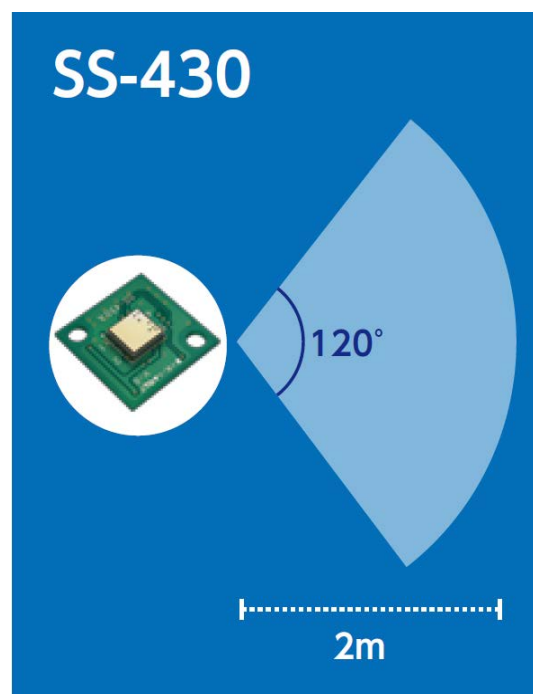
## Ordering Information

SS-	430	L-N
Series	Module Type	Lens Type
SS	430	Blank = Without lens L-BK = With lens, black L-N = With lens, natural L-W = With lens, white

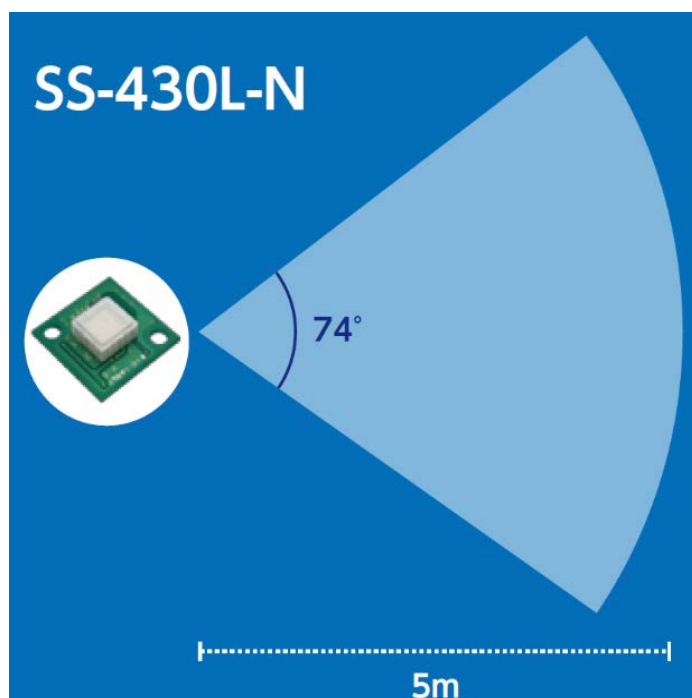
## Performance Characteristics

### Detected Distance (m)

Without lens module



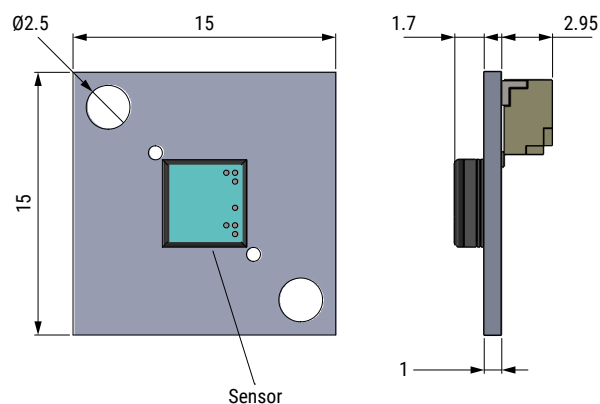
With lens module



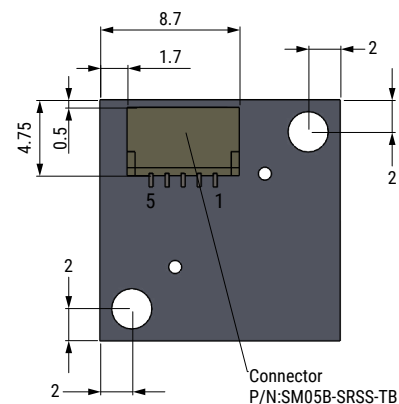
## Dimensions

### Without lens module

Dimensions in mm



Pin Assignment

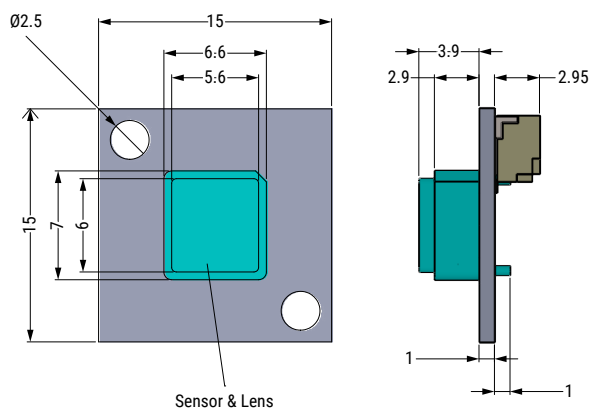


Pin No.	Pin Name	Remarks
1	$V_{in}$	3.5 ~ 5.5 VDC
2	TX	NC
3	RX	NC
4	$V_{out}$	Comparator output
5	GND	Ground

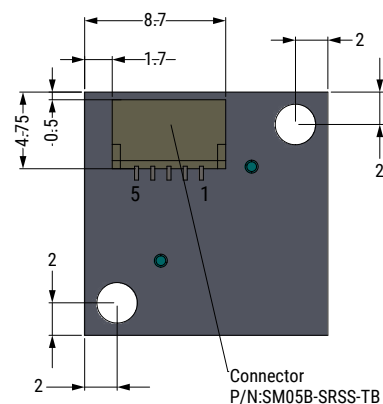
## Dimensions cont.

### With lens module

Dimensions in mm



Pin Assignment



Pin No.	Pin Name	Remarks
1	$V_{in}$	3.5 ~ 5.5 VDC
2	TX	NC
3	RX	NC
4	$V_{out}$	Comparator output
5	GND	Ground

## Environmental Compliance

All KEMET Pyroelectric Infrared Sensors are RoHS and REACH Compliant.



*Article 33(1) of the REACH Regulation states that manufacturers and importers of articles (products) are required to notify their customers of the presence of any Substances of Very High Concern (SVHC) in their products exceeding 0.1% by weight and provide instructions on safe use of the product.*

*KEMET Corporation reports regarding the Article 33(1) of REACH Regulation as follows:*

*1. Applicable Product: Pyroelectric Infrared Sensors (SS series)*

*2. Report for the content of REACH SVHC list:*

*The product(s) above contains a substance by more than 0.1wt% per product weight that was published in the 8th update of the REACH SVHC substances (December 19, 2012).*

*3. Regarding the safety of the pyroelectric infrared sensors (Piezoceramic products):*

*The Piezoceramic that is used in this product becomes ceramic by sintering powder containing PZT as the main ingredient. It is chemically stable, with minimum risks toward the human body or environment within the intended use of the product. Please note that risks could occur in the case of inhalation or accidental oral uptake of powder ceramics.*

*4. Technical product information on the multilayer piezoelectric actuators (Piezoceramic products):*

*The manufacturing technique of the "piezoceramic products" whose main ingredient is Lead Titanium Zirconium Oxide (PZT) has been established, and there is no alternative material that can exhibit superior performance than PZT at this moment. Please note that the piezoceramic is listed as an exempt on RoHS (2011/65/EU) AnnexIII (7c.1).*

*5. The responsibility of piezoceramic manufacturers:*

*Piezoceramic manufacturers report information regarding PZT containment in their products to the customers to obey the article 33 of the REACH regulation*

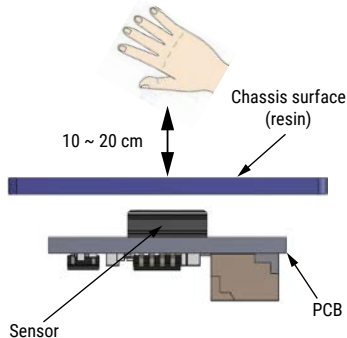
**Table 1 – Ratings & Part Number Reference**

Part Number	Supply Voltage (VDC)	Output Voltage (VDC)	Consumption Current (μA) Maximum	Detection Output Voltage on Time (secs)	Warm up Time <sup>1</sup> (seconds) Maximum	Field of View (°)	Lens Color	Weight (g)
SS-430	3.5 ~ 5.5	Detection : 3.0 Non-Detection : 0.0	800	0.2	30	Horizontal: ±60° Vertical : ±60°	-	0.7
SS-430L-N	3.5 ~ 5.5	Detection : 3.0 Non-Detection : 0.0	800	0.2	30	Horizontal: ±37° Vertical : ±28°	Natural	0.8
SS-430L-BK	3.5 ~ 5.5	Detection : 3.0 Non-Detection : 0.0	800	0.2	30	Horizontal: ±37° Vertical : ±28°	Black	0.8
SS-430L-W	3.5 ~ 5.5	Detection : 3.0 Non-Detection : 0.0	800	0.2	30	Horizontal: ±37° Vertical : ±28°	White	0.8

<sup>1</sup> The warm up time is defined by the time needed for the source voltage to reach a rated value after the sensor's power supply has been turned on.

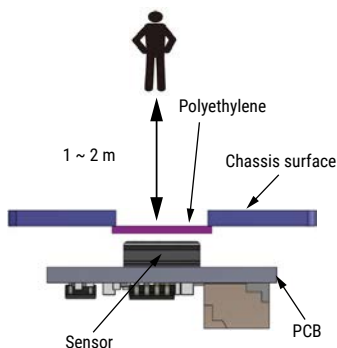
## Applications

### Non-contact Switch



Detecting distance will vary by the chassis material used.

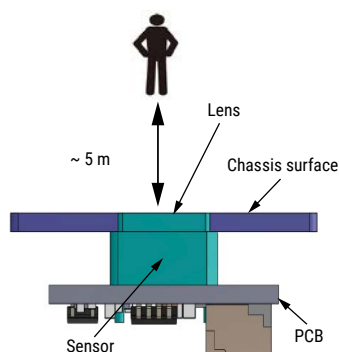
### Common Application



Detecting distance increased to a few meters by using a polyethylene plate.

## Applications cont.

### Use of Lens for up to 5 m Detection



A lens is required to detect up to 5 m.  
Detecting range variations will depend on the usage environment.

## Tape & Reel Packaging Information

Series	Packaging Type	Pieces per Tray	Pieces per Box
SS	Tray	50	200

## Handling Precautions

Pyroelectric Infrared Sensors should be kept away from indirect and direct sunlight, the headlights of cars, wind, and exposure to strong vibration and strong shock. Do not use in water, alcohol ETA, corrosive gas or undersea breeze. Do not drop or apply any mechanical stress.

Pyroelectric Infrared Sensors should be stored in normal working environments. Solderability will be degraded by exposure to high temperatures, high humidity, corrosive atmospheres, and long-term storage. KEMET recommends that maximum storage temperature not exceed 25°C and maximum storage humidity not exceed 50% relative humidity. Atmospheres should be free of chlorine and sulfur-bearing compounds.

Temperature fluctuations should be minimized to avoid condensation on the parts. For optimized solderability sensors stock should be used promptly, preferably within six months of receipt.

## Export Control

### For customers in Japan

For products which are controlled items subject to the "Foreign Exchange and Foreign Trade Law" of Japan, the export license specified by the law is required for export.

### For customers outside Japan

Sensors should not be used or sold for use in the development, production, stockpiling or utilization of any conventional weapons or mass-destructive weapons (nuclear weapons, chemical or biological weapons, or missiles), or any other weapons.

## KEMET Electronics Corporation Sales Offices

For a complete list of our global sales offices, please visit [www.kemet.com/sales](http://www.kemet.com/sales).

---

## Disclaimer

All product specifications, statements, information and data (collectively, the "Information") in this datasheet are subject to change. The customer is responsible for checking and verifying the extent to which the Information contained in this publication is applicable to an order at the time the order is placed. All Information given herein is believed to be accurate and reliable, but it is presented without guarantee, warranty, or responsibility of any kind, expressed or implied.

Statements of suitability for certain applications are based on KEMET Electronics Corporation's ("KEMET") knowledge of typical operating conditions for such applications, but are not intended to constitute – and KEMET specifically disclaims – any warranty concerning suitability for a specific customer application or use. The Information is intended for use only by customers who have the requisite experience and capability to determine the correct products for their application. Any technical advice inferred from this Information or otherwise provided by KEMET with reference to the use of KEMET's products is given gratis, and KEMET assumes no obligation or liability for the advice given or results obtained.

Although KEMET designs and manufactures its products to the most stringent quality and safety standards, given the current state of the art, isolated component failures may still occur. Accordingly, customer applications which require a high degree of reliability or safety should employ suitable designs or other safeguards (such as installation of protective circuitry or redundancies) in order to ensure that the failure of an electrical component does not result in a risk of personal injury or property damage.

Although all product-related warnings, cautions and notes must be observed, the customer should not assume that all safety measures are indicated or that other measures may not be required.

*KEMET is a registered trademark of KEMET Electronics Corporation.*