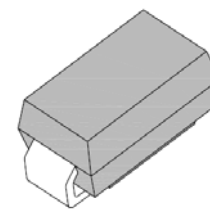


1.0A Surface Mount Schottky Rectifier

Features

- Low Profile in SMA Package
- High current capability, low forward voltage drop
- Plastic package has Underwriters Laboratory Flammability Classification 94V-0
- High temperature soldering guaranteed: 250° C/10 seconds, at terminals
- RoHS compliant



SMA
(DO-214AC)



Mechanical Data

Case:	JEDEC DO-214AC, Molded plastic body
Terminals:	Solder plated, solderable per MIL-STD-750D, Method 2026
Polarity	Color band denotes the cathode end
Weight:	0.002 ounce, 0.064 gram

Maximum Ratings & Electrical Characteristics *(T_{Ambient}=25°C unless noted otherwise)*

Symbols	Description	SS 12	SS 13	SS 14	SS 15	SS 16	SS 19	SS 110	Unit	Conditions
VRMS	Maximum RMS voltage	14	21	28	35	42	63	70	V	
VRRM	Maximum repetitive peak reverse voltage	20	30	40	50	60	90	100	V	
VDC	Maximum DC blocking voltage	20	30	40	50	60	90	100	V	
I(AV)	Maximum average forward rectified current (FIG.1)	1.0							A	
IFSM	Peak forward surge current (JEDEC Method)	40							A	8.3ms single half sine-wave superimposed on rated load
VF	Maximum instantaneous forward voltage	0.50		0.75		0.85		V	I(AV)=1.0A	
IR	Maximum DC reverse current at rated DC blocking voltage	0.5							mA	Ta=25 °C
		20								Ta=100 °C
RθJA RθJL	Maximum thermal resistance, Junction to Ambient	50							° C/W	
		28								
CJ	Typical Junction Capacitance (NOTE)	110							pf	VR=4V, f=1MHz
TJ	Operating junction temperature range	-50 to +125			-50 to +150				° C	
TSTG	Storage Temperature Range	-65 to +150							° C	

1.0A Surface Mount Schottky Rectifier

SS12 - SS110

Typical Characteristics Curves

Fig.1- Forward Current Derating Curve

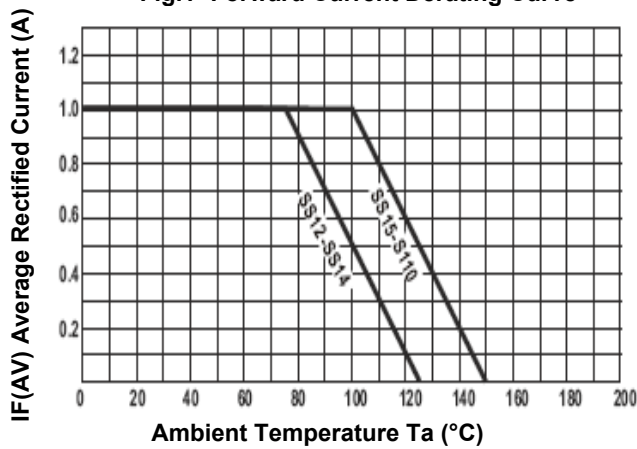


Fig.2- Max. Non-Repetitive Forward Surge Current

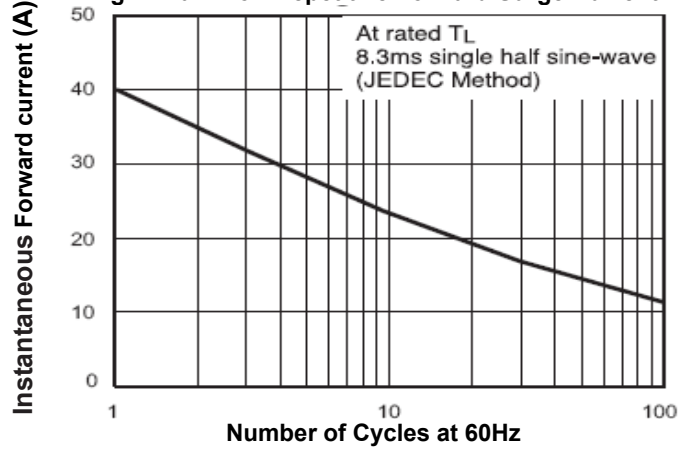


Fig.3- Typical Forward Characteristics

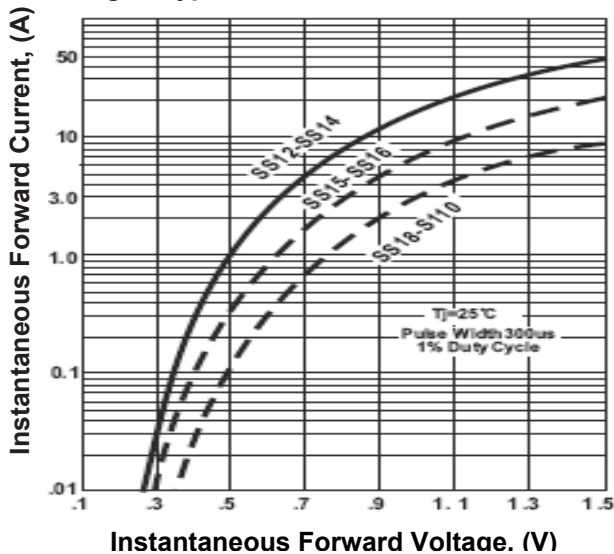


Fig.4- Typical Reverse Characteristics

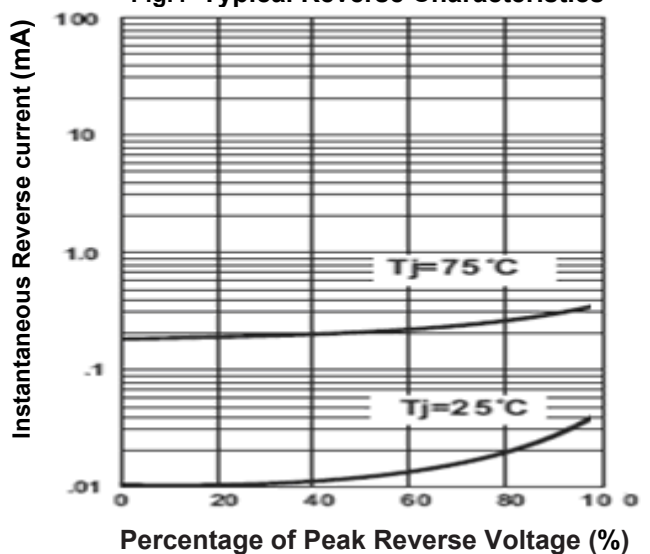
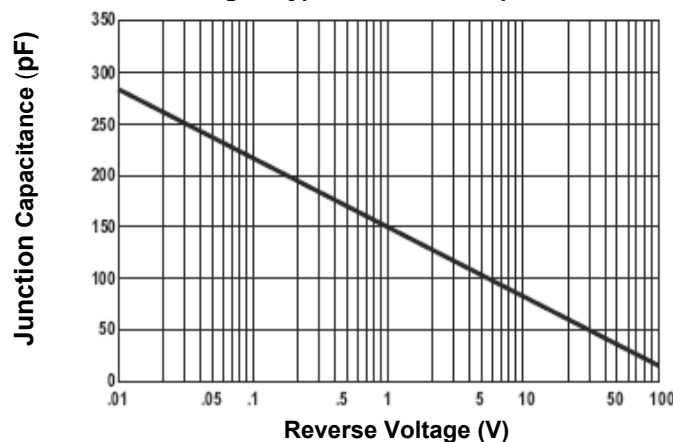


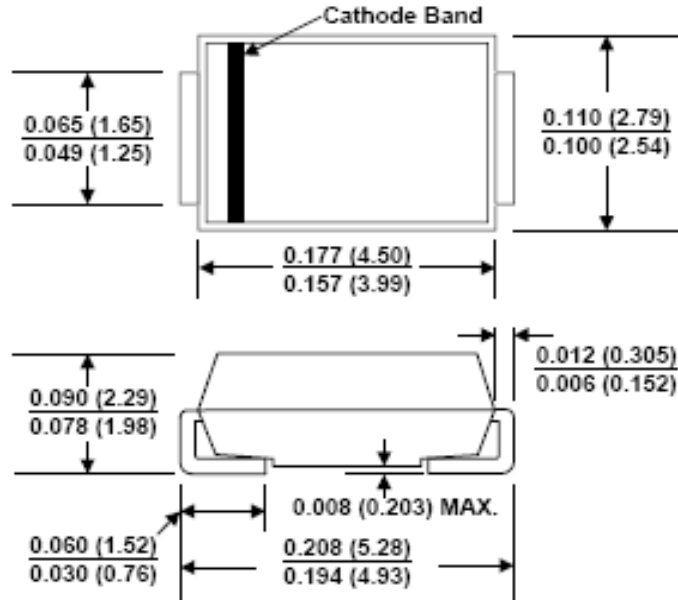
Fig.5- Typical Junction Capacitance



1.0A Surface Mount Schottky Rectifier

SS12 - SS110

Dimensions in inches (mm)



**SMA
DO214AC**

How to contact us

US HEADQUARTERS

28040 WEST HARRISON PARKWAY, VALENCIA, CA 91355-4162

Tel: (800)-TAITRON (800)-824-8766 (661)-257-6060

Fax: (800)-TAITFAX (800)-824-8329 (661)-257-6415

Email: taitron@taitroncomponents.com

Http://www.taitroncomponents.com

TAITRON COMPONENTS MEXICO, S.A .DE C.V.

BOULEVARD CENTRAL 5000 INTERIOR 5 PARQUE INDUSTRIAL ATITALAQUIA, HIDALGO

C.P. 42970 MEXICO

Tel: +52-55-5560-1519

Fax: +52-55-5560-2190

TAITRON COMPONENTS INCORPORATED TAIWAN, TAIPEI

6F., No.190, Sec. 2, Zhongxing Rd., Xindian Dist., New Taipei City 23146, Taiwan R.O.C.

Tel: 886-2-2913-6238

Fax: 886-2-2913-6239

TAITRON COMPONENT TECHNOLOGY, SHANGHAI CORPORATION

METROBANK PLAZA, 1160 WEST YAN'AN ROAD, SUITE 1503, SHANGHAI, 200052, CHINA

Tel: +86-21-5424-9942

Fax: +86-21-2302-5027