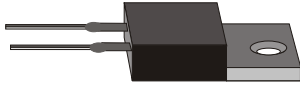


RoHS Compliant Product

A suffix of "-C" specifies halogen & lead-free



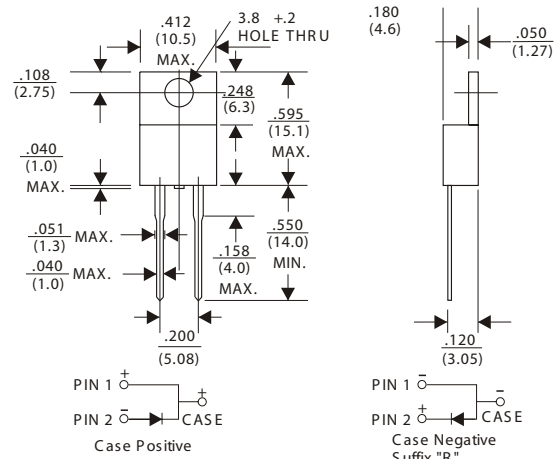
TO-220A

FEATURES

- * Low forward voltage drop
- * High current capability
- * High reliability
- * High surge current capability
- * Epitaxial construction

MECHANICAL DATA

- * Case: Molded plastic
- * Epoxy: UL 94V-0 rate flame retardant
- * Lead: Lead solderable per MIL-STD-202, method 208 guaranteed
- * Polarity: As Marked
- * Mounting position: Any
- * Weight: 2.24 grams



MAXIMUM RATINGS AND ELECTRICAL CHARACTERISTICS

Rating 25°C ambient temperature unless otherwise specified.
Single phase half wave, 60Hz, resistive or inductive load.
For capacitive load, derate current by 20%.

TYPENUMBER	SS2020	SS2030	SS2040	SS2060	SS2080	SS20100	UNITS
Maximum Recurrent Peak Reverse Voltage	20	30	40	60	80	100	V
Working Peak Reverse Voltage	20	30	40	60	80	100	V
Maximum DC Blocking Voltage	20	30	40	60	80	100	V
Maximum Average Forward Rectified Current See Fig. 1	20						A
Peak Forward Surge Current, 8.3 ms single half sine-wave superimposed on rated load (JEDEC method)	150				125		A
Maximum Instantaneous Forward Voltage at 10.0A	0.45	0.52	0.65		0.83		V
Maximum DC Reverse Current at Rated DC Blocking Voltage	15						mA
Typical Junction Capacitance (Note 1)	700			460	280		pF
Typical Thermal Resistance R _{θJC} (Note 1)	3.0						°C/W
Operating Temperature Range T _J	-50 ~ +150						°C
Storage Temperature Range T _{STG}	-65 ~ +175						°C

RATING AND CHARACTERISTIC CURVES (SS2020 THRU SS20100)

FIG.1-TYPICAL FORWARD CURRENT DERATING CURVE

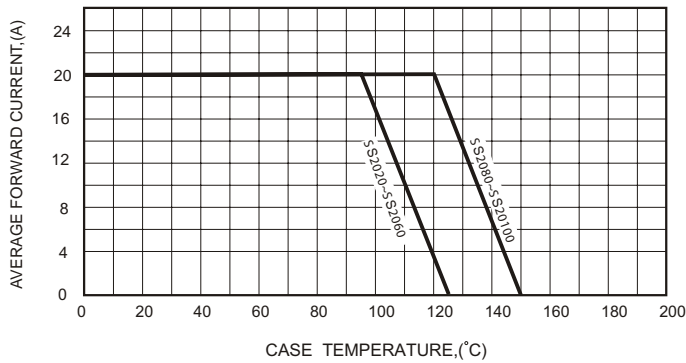


FIG.2-TYPICAL FORWARD CHARACTERISTICS

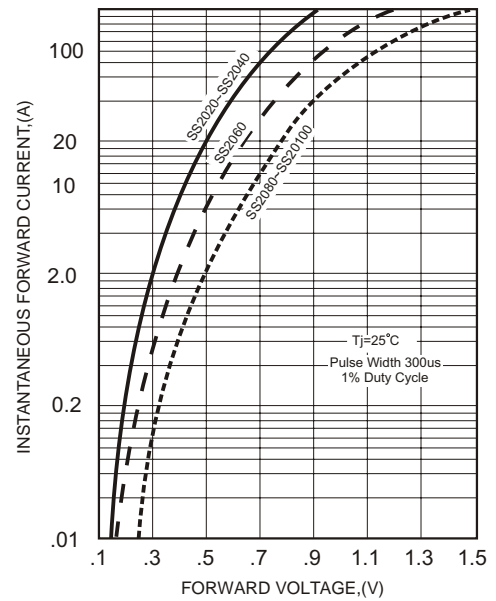


FIG.3-MAXIMUM NON-REPETITIVE FORWARD SURGE CURRENT

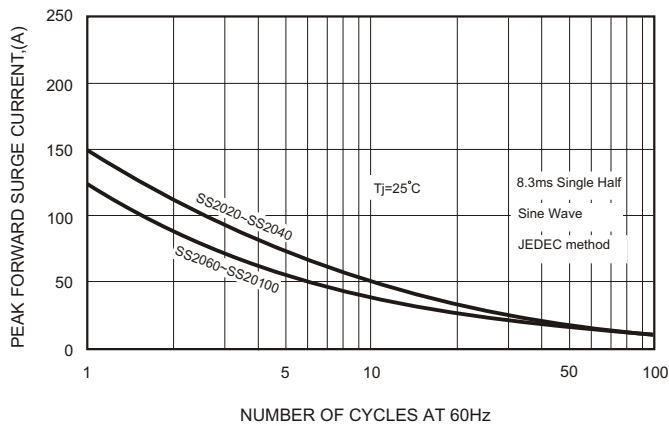


FIG.5 - TYPICAL REVERSE CHARACTERISTICS

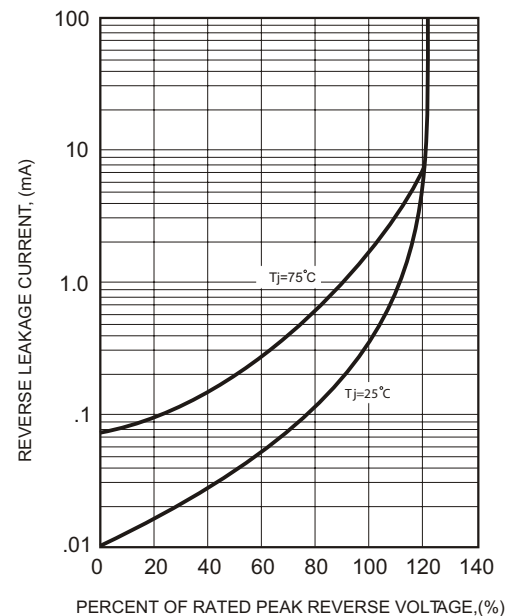


FIG.4-TYPICAL JUNCTION CAPACITANCE

