



42 mm sq.

1.8°/step **Slim form** **RoHS**
Bipolar winding, Lead wire type

Customizing

Hollow **Shaft modification**

Varies depending on the model number and quantity. Contact us for details.

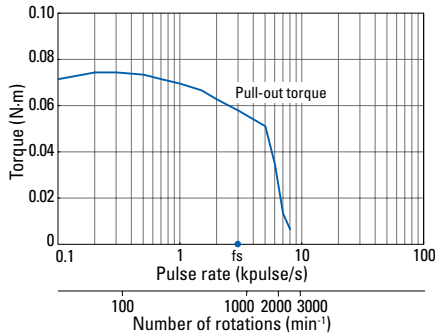
Bipolar winding, Lead wire type

Model no.		Holding torque at 2-phase energization	Rated current	Wiring resistance	Winding inductance	Rotor inertia	Mass	Motor length (L)
Single shaft	Dual shaft	N·m min.	A/phase	Ω/phase	mH/phase	$\times 10^{-4}$ kg·m ²	kg	mm
SS2421-5041	SS2421-5011	0.083	1	3.5	1.2	0.015	0.07	11.6
SS2422-5041	SS2422-5011	0.186	1	5.4	2.9	0.028	0.14	18.6

Characteristics diagram

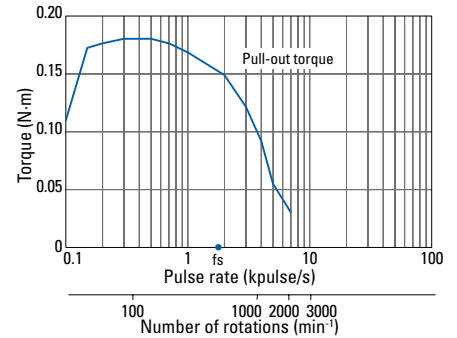
SS2421-5041 SS2421-5011

Constant current circuit
Source voltage: 24 VDC
Operating current:
1 A/phase, 2-phase
energization (full-step)
Pull-out torque:
 $J_L=0.33 \times 10^{-4}$ kg·m² (use the
rubber coupling)
fs: Maximum self-start
frequency when not
loaded

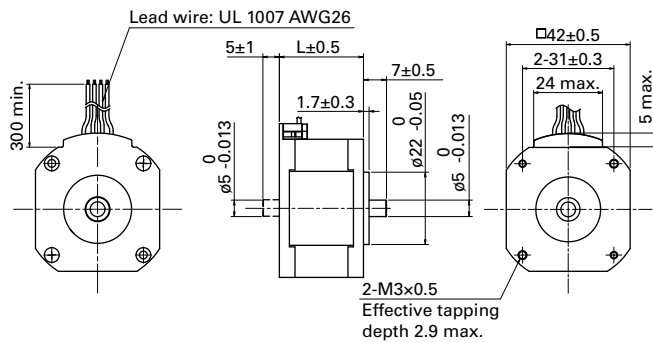


SS2422-5041 SS2422-5011

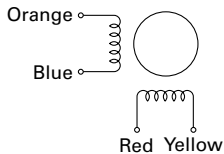
Constant current circuit
Source voltage: 24 VDC
Operating current:
1 A/phase, 2-phase
energization (full-step)
Pull-out torque:
 $J_L=0.33 \times 10^{-4}$ kg·m² (use the
rubber coupling)
fs: Maximum self-start
frequency when not
loaded



Dimensions (Unit: mm)



Internal wiring



Compatible drivers

Driver is not included.

If you require assistance finding a driver, contact us for details.