



PRELIMINARY

SSR2045CTG

SOLID STATE DEVICES, INC

14849 Firestone Boulevard · La Mirada, CA 90638
Phone: (714) 670-SSDI (7734) · Fax: (714) 522-7424

Designer's Data Sheet

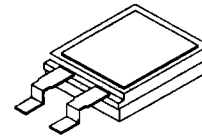
**20 AMP
45 VOLTS
POSITIVE CENTERTAP
SCHOTTKY
RECTIFIER**

FEATURES:

- Low Reverse Leakage
- Low Forward Voltage Drop
- Guard Ring for Overvoltage protection
- Hermetically Sealed Surface Mount Package
- Eutectic Die Attach
- 175°C Operating Temperature
- Custom Lead Forming Available

- TX, TXV and Space Level Screening Available

CERPACK



MAXIMUM RATINGS

RATING	SYMBOL	VALUE	UNIT
Peak Repetitive Reverse and DC Blocking Voltage	VRRM	45	Volts
	VRWM		
	VR		
Average Rectified Forward Current (Resistive Load, 60Hz, Sine Wave, TA=25°C)	Io	20	Amps
Peak Surge Current (8.3 ms Pulse, Half Sine Wave Superimposed on Io, allow junction to reach equilibrium between pulses, TA=25°C)	IFSM	300	Amps
Operating and storage temperature	Top & Tstg	-65 to +175	°C
Maximum Thermal Resistance Junction to Case	RθJC	0.7	°C/W

NOTE: All specifications are subject to change without notification.
SCD's for these devices should be reviewed by SSDI prior to release.

DATA SHEET#: RS0145 A

MED

SSR2045CTG

PRELIMINARY



SOLID STATE DEVICES, INC

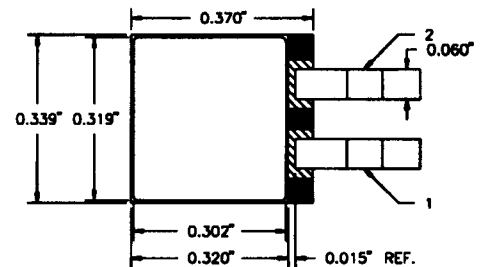
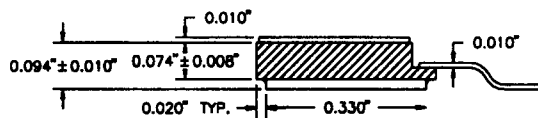
14849 Firestone Boulevard · La Mirada, CA 90638
 Phone: (714) 670-SSDI (7734) · Fax: (714) 522-7424

ELECTRICAL CHARACTERISTICS (Per Leg)

CHARACTERISTICS	SYMBOL	MAXIMUM	UNIT
Instantaneous Forward Voltage Drop ($I_F = 5 \text{ Adc}$, $T_A = 25^\circ\text{C}$, 300 μs Pulse) ($I_F = 10 \text{ Adc}$, $T_A = 25^\circ\text{C}$, 300 μs Pulse)	VF1	0.52 0.63	Vdc
Instantaneous Forward Voltage Drop ($I_F = 5 \text{ Adc}$, $T_A = -55^\circ\text{C}$, 300 μs Pulse)	VF2	0.58	Vdc
Reverse Leakage Current (Rated V_R , $T_A = 25^\circ\text{C}$, 300 μs pulse minimum)	IR1	100	μA
Reverse Leakage Current (Rated V_R , $T_A = 100^\circ\text{C}$, 300 μs pulse minimum)	IR2	10	mA
Junction Capacitance ($V_R = 10 \text{ Vdc}$, $T_A = 25^\circ\text{C}$, $f = 1 \text{ MHz}$)	CJ	400	pf

CASE OUTLINE: CERPACK PIN OUT:

BOTTOM: CATHODE
PIN 1: ANODE 1
PIN 2: ANODE 2



TYPICAL OPERATING CURVES ($T_A = 25^\circ\text{C}$ Unless otherwise specified)

