

Description

The ST0541S5 is a bi-directional TVS diode, utilizing leading monolithic silicon technology to provide fast response time and low ESD clamping voltage, making this device an ideal solution for protecting voltage sensitive high-speed data lines. The ST0541S5 has a low capacitance with a typical value at 2.5pF, and complies with the IEC 61000-4-2 (ESD) standard with $\pm 15\text{kV}$ air and $\pm 8\text{kV}$ contact discharge. It is assembled into an ultra-small lead-free SOD-523 package. The small size, ultra-low capacitance and high ESD surge protection make ST0541S5 an ideal choice to protect cell phone, digital video interfaces and other high speed ports.

Features

- ◆ Low capacitance: 2.5pF typical
- ◆ Ultra low leakage: nA level
- ◆ Low operating voltage: 5V
- ◆ Low clamping voltage
- ◆ 2-pin leadless package
- ◆ Complies with following standards:
 - IEC 61000-4-2 (ESD) immunity test
 - Air discharge: $\pm 15\text{kV}$
 - Contact discharge: $\pm 8\text{kV}$
 - IEC61000-4-4 (EFT) 40A (5/50ns)
- ◆ RoHS Compliant

Mechanical Characteristics

- ◆ Package: SOD-523
- ◆ Lead Finish: Matte Tin
- ◆ Case Material: “Green” Molding Compound.
- ◆ UL Flammability Classification Rating 94V-0
- ◆ Moisture Sensitivity: Level 3 per J-STD-020
- ◆ Terminal Connections: See Diagram Below
- ◆ Marking Information: See Below

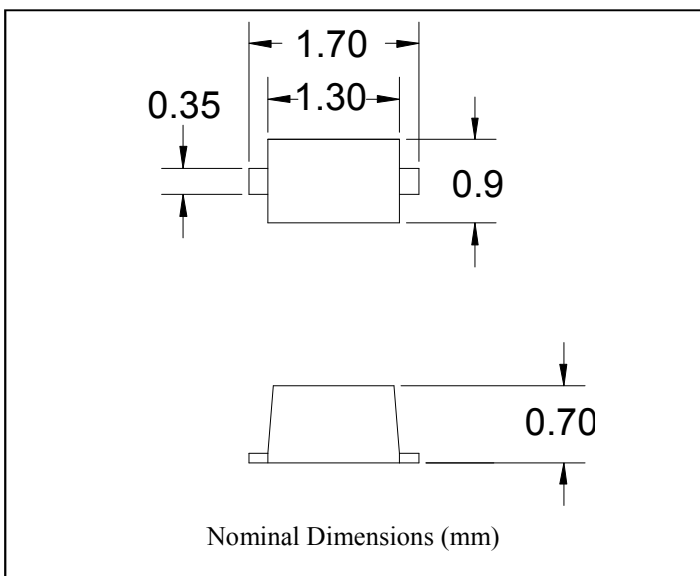
Applications

- ◆ Personal Digital Assistants
- ◆ Peripherals
- ◆ Audio Players
- ◆ USB 2.0
- ◆ Portable Instrumentation
- ◆ Keypads, Side Keys, LCD Displays

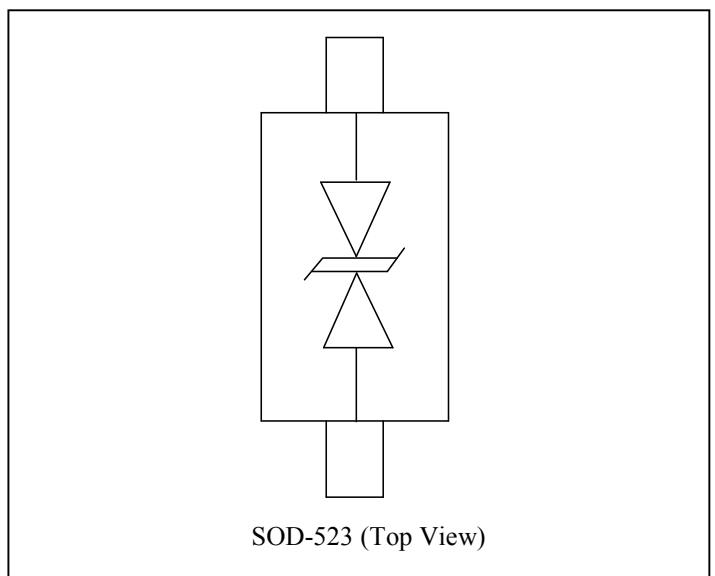
Ordering Information

Part Number	Packaging	Reel Size
ST0541S5	3000/Tape & Reel	7 inch

Dimensions



Schematic and PIN Configuration

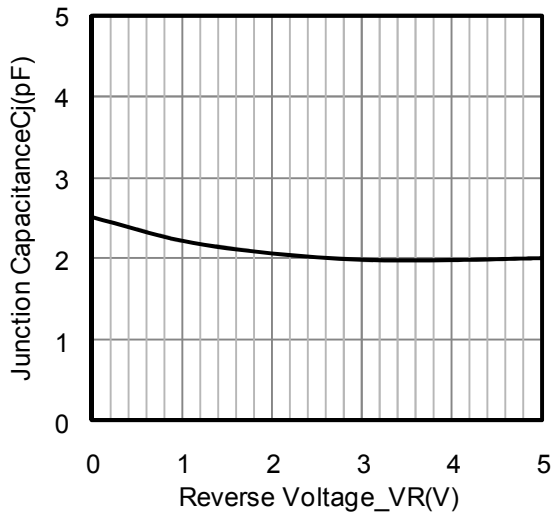
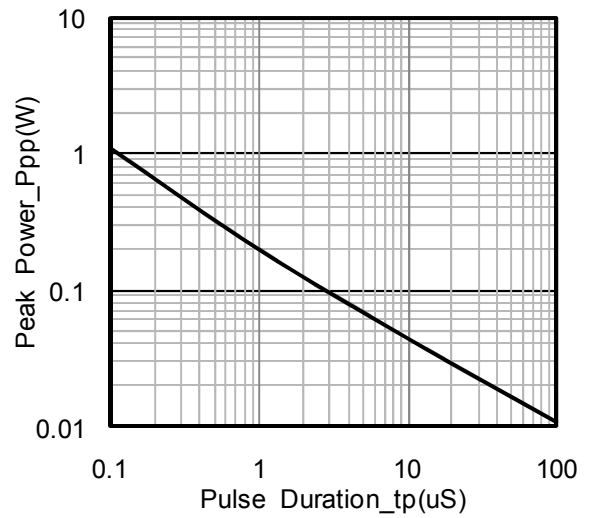
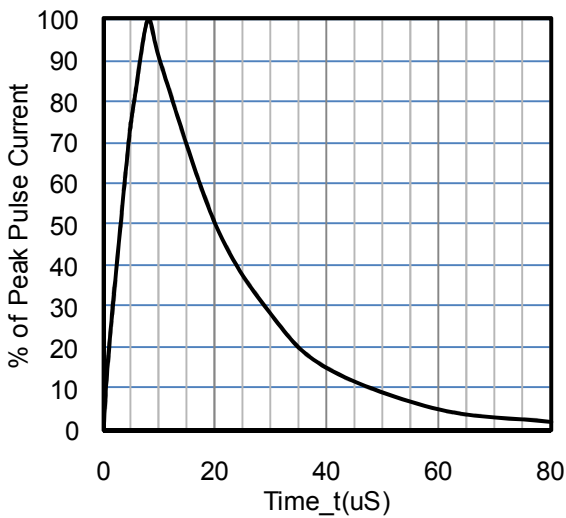
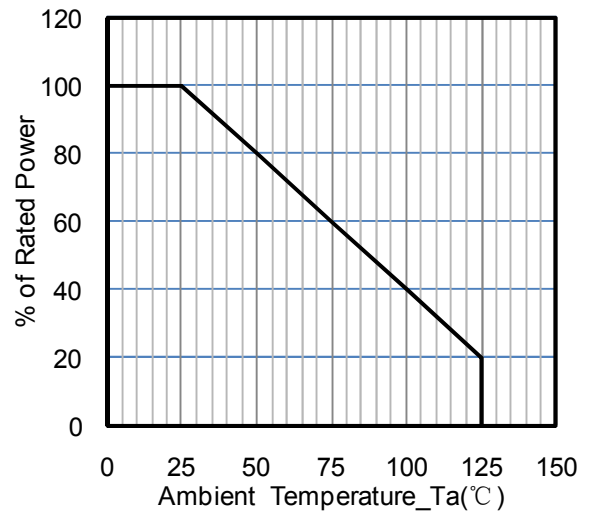
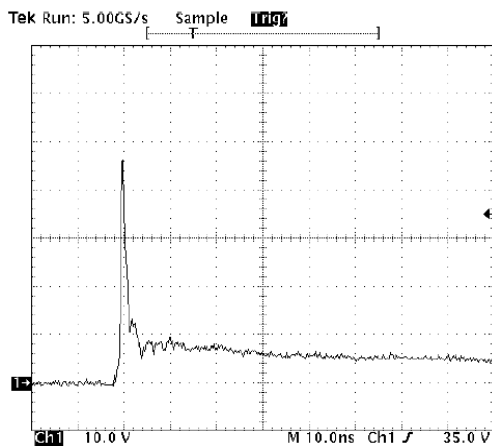


Absolute Maximum Ratings (TA=25°C unless otherwise specified)

Parameter	Symbol	Value	Unit
ESD per IEC 61000-4-2 (Air)	VESD	±15	kV
ESD per IEC 61000-4-2 (Contact)		±8	
Operating Temperature Range	TJ	-55 to +125	°C
Storage Temperature Range	Tstg	-55 to +150	°C

Electrical Characteristics (TA=25°C unless otherwise specified)

Parameter	Symbol	Min	Typ	Max	Unit	Test Condition
Reverse Working Voltage	VRWM			5	V	
Breakdown Voltage	VBR	5.5		9	V	IT = 1mA
Reverse Leakage Current	IR			0.5	uA	VRWM = 5V
Clamping Voltage	VC			11	V	I _{PP} = 1A (8 x 20µs pulse)
Junction Capacitance	CJ		2.5	3.5	pF	VR = 0V, f = 1MHz

Typical Performance Characteristics (TA=25°C unless otherwise specified)

Junction Capacitance vs. Reverse Voltage

Peak Pulse Power vs. Pulse Time

8 X 20μs Pulse Waveform

Power Derating Curve

ESD Clamping Voltage
8 kV Contact per IEC61000-4-2

Applications Information

Device Connection Options

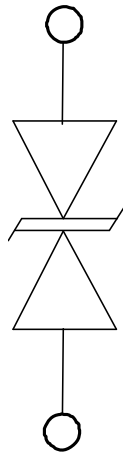
These low capacitance TVS diodes are designed to provide common mode protection for one high-speed line or differential protection for one line pair. The device is bidirectional and may be used on lines where the signal polarity is positive and negative.

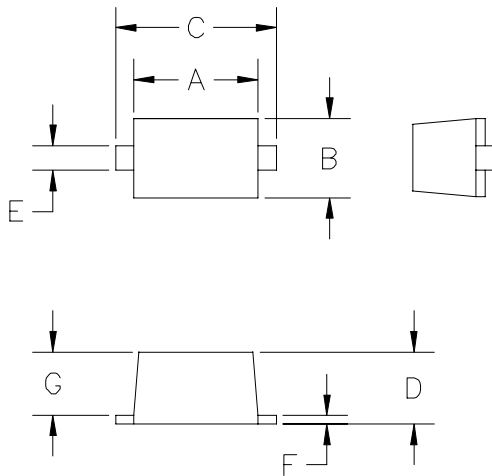
Circuit Board Layout Recommendations for Suppression of ESD

Good circuit board layout is critical for the suppression of ESD induced transients. The following guidelines are recommended:

- ◆ Place the TVS near the input terminals or connectors to restrict transient coupling.
- ◆ Minimize the path length between the TVS and the protected line.
- ◆ Minimize all conductive loops including power and ground loops.
- ◆ The ESD transient return path to ground should be kept as short as possible.
- ◆ Never run critical signals near board edges.
- ◆ Use ground planes whenever possible.

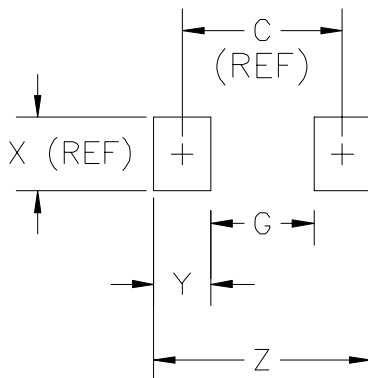
Equivalent Circuit Diagram



SOD-523 Package Outline Drawing


DIM ^N	INCHES		MM		NOTE
	MIN	MAX	MIN	MAX	
A	.043	.051	1.10	1.30	—
B	.028	.035	0.70	0.90	—
C	.059	.067	1.50	1.70	—
D	.020	.028	0.50	0.70	—
E	.010	.014	0.25	0.35	—
F	.004	.008	0.10	0.20	—
G	.020	.028	0.50	0.70	—

[1] CONTROLLING DIMENSION: MILLIMETERS

Suggested Land Pattern


DIM ^N	INCHES		MM		NOTE
	MIN	MAX	MIN	MAX	
C	—	.067	—	1.70	REF
G	—	.043	—	1.10	—
X	—	.031	—	0.80	REF
Y	—	.024	—	0.60	—
Z	—	.091	—	2.30	—

[1] CONTROLLING DIMENSION: MILLIMETERS

Contact Information

Sursemi Technologies, Inc.

396 Arbor Court, Simi Valley, CA 93065

Phone: (805) 402-0326 Email: sales@sursemi.com