
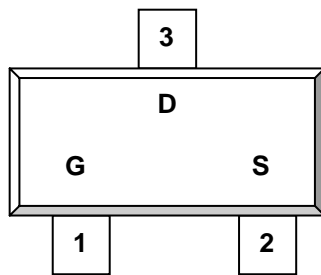



**ST3406** 

N Channel Enhancement Mode MOSFET

**5.4A****DESCRIPTION**

ST3406 is the N-Channel logic enhancement mode power field effect transistor which is produced using high cell density, DMOS trench technology. This high density process is especially tailored to minimize on-state resistance. These devices are particularly suited for low voltage application such as cellular phone and notebook computer power management, other battery powered circuits, and low in-line power loss are required. The product is in a very small outline surface mount package.

**PIN CONFIGURATION**  
**SOT-23-3L**

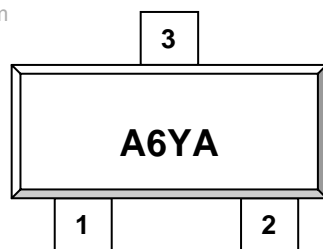
1.Gate 2.Source 3.Drain

**FEATURE**

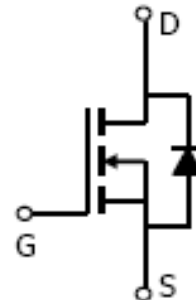
- 30V/5.4A,  $R_{DS(ON)} = 26m\Omega$ (Typ.) @ $V_{GS} = 10V$
- 30V/4.6A,  $R_{DS(ON)} = 36m\Omega$  @ $V_{GS} = 4.5V$
- Super high density cell design for extremely low  $R_{DS(ON)}$
- Exceptional on-resistance and maximum DC current capability
- SOT-23-3L package design

**PART MARKING**  
**SOT-23-3L**

www.DataSheet4U.com



Y: Year Code A: Week Code

**ORDERING INFORMATION**

Part Number	Package	Part Marking
ST3406S23RG	SOT-23-3L	A6YA

※ Week Code Code : A ~ Z(1~26) ; a ~ z(27~52)

※ ST3406S23RG S23 : SOT-23-3L ; R : Tape Reel ; G : Pb - Free

STANSON TECHNOLOGY  
120 Bentley Square, Mountain View, Ca 94040 USA  
<http://www.stansontech.com>

**ST3406**

N Channel Enhancement Mode MOSFET

**5.4A****ABSOLUTE MAXIMUM RATINGS** (Ta = 25°C Unless otherwise noted )

Parameter	Symbol	Typical	Unit
Drain-Source Voltage	V <sub>DSS</sub>	30	V
Gate-Source Voltage	V <sub>GSS</sub>	±20	V
Continuous Drain Current (T <sub>J</sub> =150°C)	I <sub>D</sub>	T <sub>A</sub> =25°C 5.4	A
		T <sub>A</sub> =70°C 3.2	
Pulsed Drain Current	I <sub>DM</sub>	25	A
Continuous Source Current (Diode Conduction)	I <sub>S</sub>	1.7	A
Power Dissipation	P <sub>D</sub>	T <sub>A</sub> =25°C 2.0	W
		T <sub>A</sub> =70°C 1.3	
Operation Junction Temperature	T <sub>J</sub>	150	°C
Storage Temperature Range	T <sub>STG</sub>	-55/150	°C
Thermal Resistance-Junction to Ambient	R <sub>θJA</sub>	90	°C/W

www.DataSheet4U.com

**ST3406**

N Channel Enhancement Mode MOSFET

**5.4A****ELECTRICAL CHARACTERISTICS** ( Ta = 25°C Unless otherwise noted )

Parameter	Symbol	Condition	Min	Typ	Max	Unit
<b>Static</b>						
Drain-Source Breakdown Voltage	$V_{(BR)DSS}$	$V_{GS}=0V, I_D=-250\mu A$	30			V
Gate Threshold Voltage	$V_{GS(th)}$	$V_{DS}=V_{GS}, I_D=250\mu A$	1.0		3.0	V
Gate Leakage Current	$I_{GSS}$	$V_{DS}=0V, V_{GS}=\pm 20V$			$\pm 100$	nA
Zero Gate Voltage Drain Current	$I_{DSS}$	$V_{DS}=24V, V_{GS}=0V$			1	uA
		$V_{DS}=24V, V_{GS}=0V$ $T_J=55^\circ C$			10	
On-State Drain Current	$I_{D(on)}$	$V_{DS} \geq 5V, V_{GS}=4.5V$	10			A
Drain-source On-Resistance	$R_{DS(on)}$	$V_{GS}=10V, I_D=4.0A$		26	33	$m\Omega$
		$V_{GS}=4.5V, I_D=3.6A$		36	41	
Forward Transconductance	$g_{fs}$	$V_{DS}=4.5V, I_D=5.4A$		12		S
Diode Forward Voltage	$V_{SD}$	$I_S=1.7A, V_{GS}=0V$		0.8	1.2	V
<b>Dynamic</b>						
Total Gate Charge	$Q_g$	$V_{DS}=15V$ $V_{GS}=10V$ $I_D=6.7A$		10	18	nC
Gate-Source Charge	$Q_{gs}$			1.6		
Gate-Drain Charge	$Q_{gd}$			3.1		
Input Capacitance	$C_{iss}$	$V_{DS}=15V$ $V_{GS}=0V$ $F=1MHz$		450		pF
Output Capacitance	$C_{oss}$			240		
Reverse Transfer Capacitance	$C_{rss}$			38		
Turn-On Time	$t_{d(on)tr}$	$V_{DD}=15V$ $R_L=15\Omega$ $I_D=1.0A$ $V_{GEN}=10V$ $R_G=6\Omega$		7	15	nS
				10	20	
Turn-Off Time	$t_{d(off)tf}$			20	40	
				11	20	

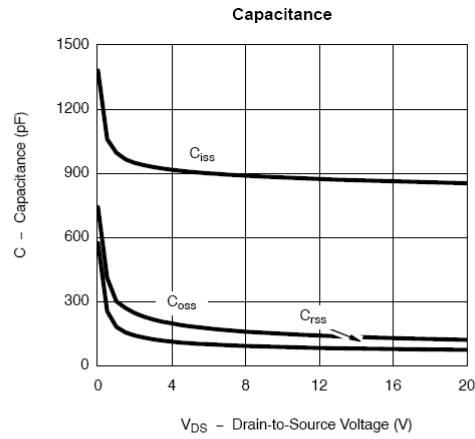
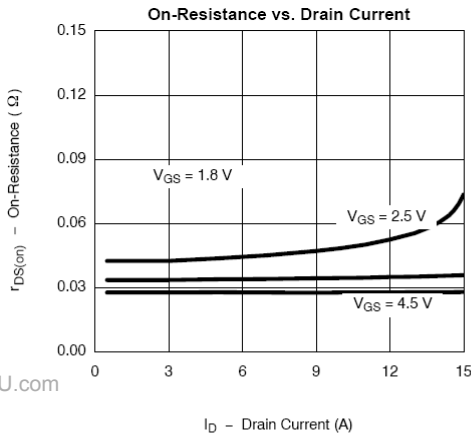
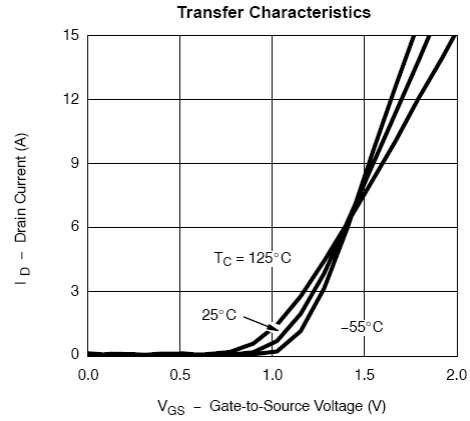
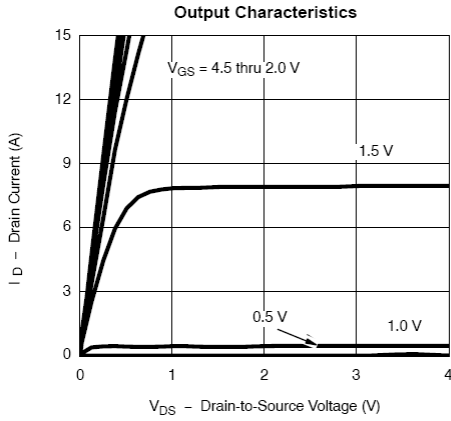


**ST3406** Lead-free

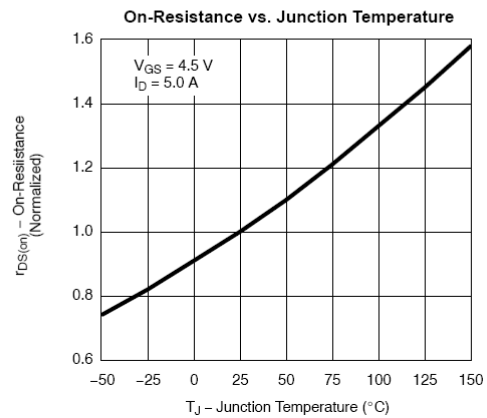
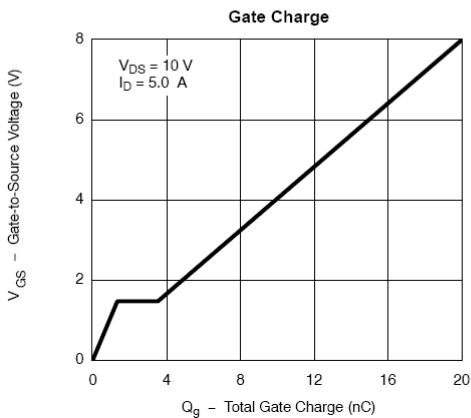
N Channel Enhancement Mode MOSFET

**5.4A**

**TYPICAL CHARACTERISTICS (25°C unless otherwise noted)**



www.DataSheet4U.com



STANSON TECHNOLOGY  
 120 Bentley Square, Mountain View, Ca 94040 USA  
<http://www.stansontech.com>

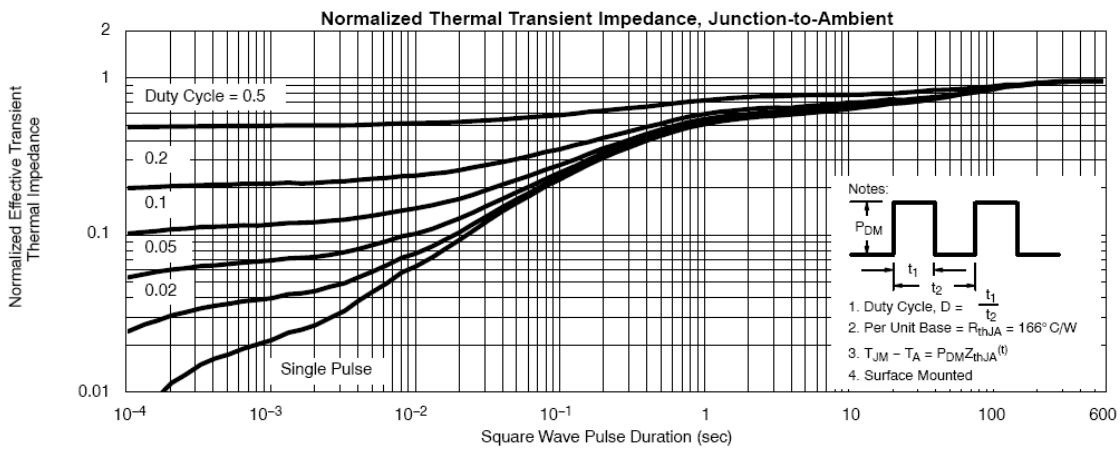
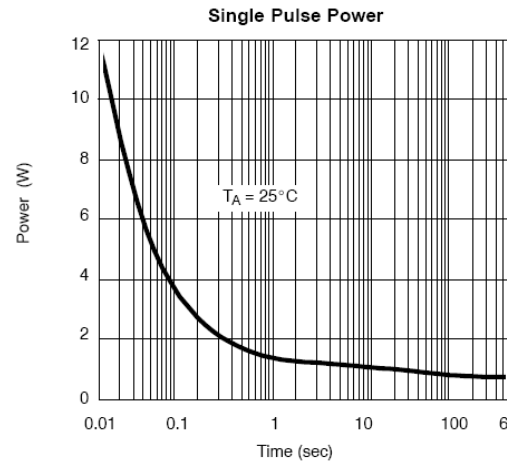
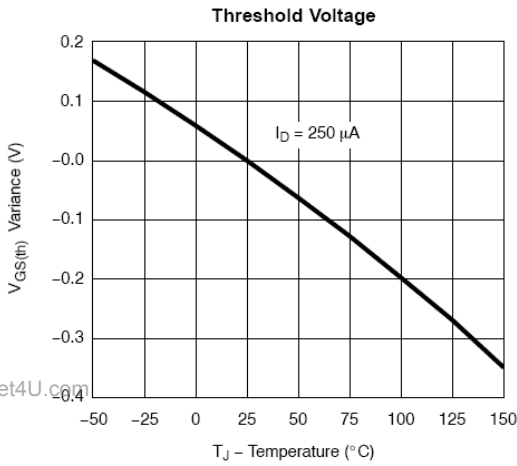
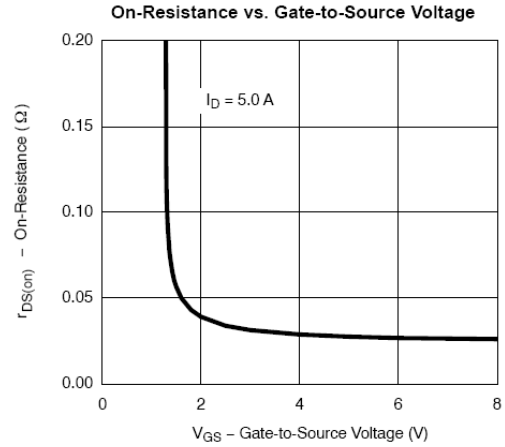
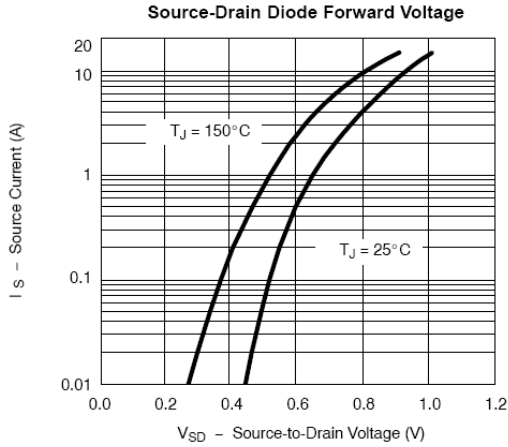


**ST3406** Lead-free

N Channel Enhancement Mode MOSFET

**5.4A**

**TYPICAL CHARACTERISTICS (25°C unless otherwise noted)**



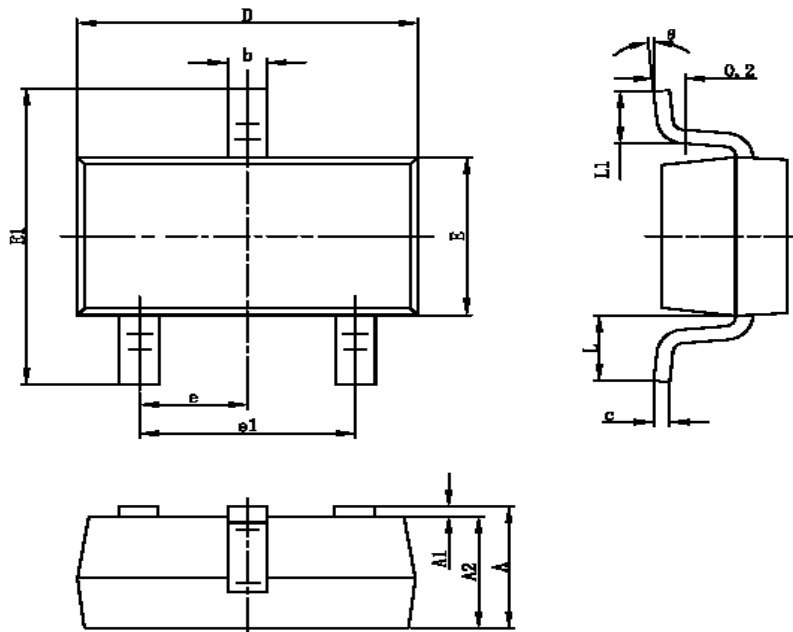
STANSON TECHNOLOGY  
 120 Bentley Square, Mountain View, Ca 94040 USA  
<http://www.stansontech.com>


**ST3406** 

N Channel Enhancement Mode MOSFET

5.4A

## SOT-23-3L PACKAGE OUTLINE



www.DataSheet4U.com

Symbol	Dimensions In Millimeters		Dimensions In Inches	
	Min	Max	Min	Max
A	1.050	1.250	0.041	0.049
A1	0.000	0.100	0.000	0.004
A2	1.050	1.150	0.041	0.045
b	0.300	0.400	0.012	0.016
c	0.100	0.200	0.004	0.008
D	2.820	3.020	0.111	0.119
E	1.500	1.700	0.059	0.067
E1	2.650	2.950	0.104	0.116
e	0.950TYP		0.037TYP	
e1	1.800	2.000	0.071	0.079
L	0.700REF		0.028REF	
L1	0.300	0.600	0.012	0.024
$\theta$	0°	8°	0°	8°

STANSON TECHNOLOGY  
 120 Bentley Square, Mountain View, Ca 94040 USA  
<http://www.stansontech.com>