

Power Transistor Array STA464C

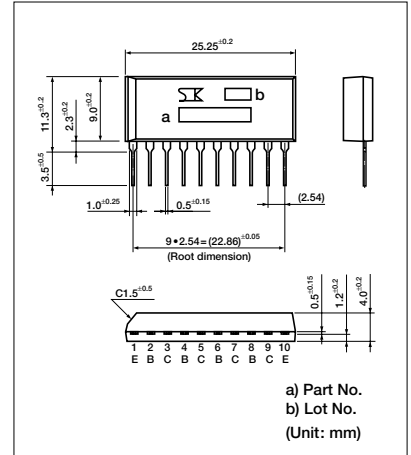
Absolute Maximum Ratings (Ta=25°C)

Symbol	Rated	Unit
V _{CBO}	65±5	V
V _{CEO}	65±5	V
V _{EBO}	6	V
I _C	6 (pulse 10)	A
I _B	1	A
P _C	20 (T _C =25°C) 4 (T _a =25°C)	W
T _J	150	°C
T _{stg}	-55 to +150	°C

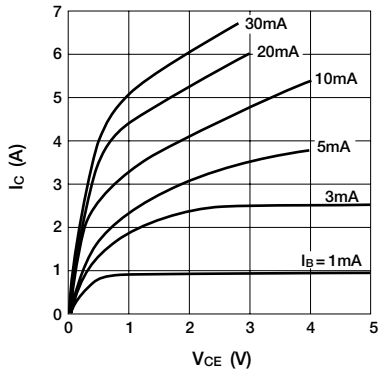
Electrical Characteristics (Ta=25°C)

Symbol	Test Conditions	Ratings			Unit
		min	typ	max	
I _{CBO}	V _{CB} =60V			10	μA
I _{EBO}	V _{EB} =6V			10	μA
V _{CEO}	I _C =50mA	60	65	70	V
h _{FE}	V _{CE} =1V, I _C =1A	400	800	1500	
V _{CE(sat)}	I _C =1.5A, I _B =15mA		0.09	0.15	V
V _{FEC}	I _{FEC} =6A		1.25	1.5	V
Es/b	L=10mH	80			mJ

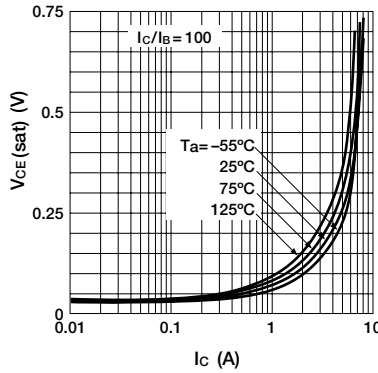
External Dimensions STA4



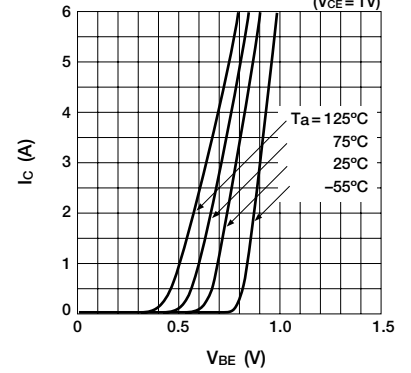
I_C—V_{CE} Characteristics (typ.)



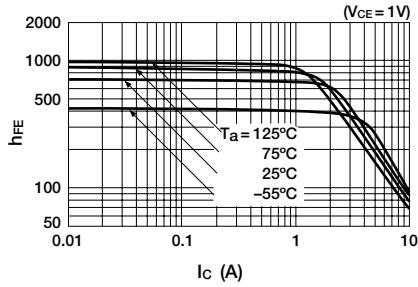
V_{CE(sat)}—I_C Temperature Characteristics (typ.)



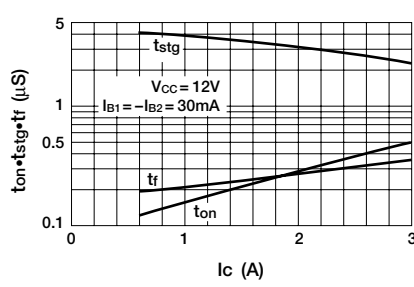
I_C—V_{BE} Temperature Characteristics (typ.)



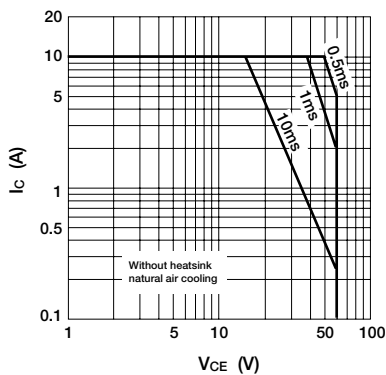
h_{FE}—I_C Temperature Characteristics (typ.)



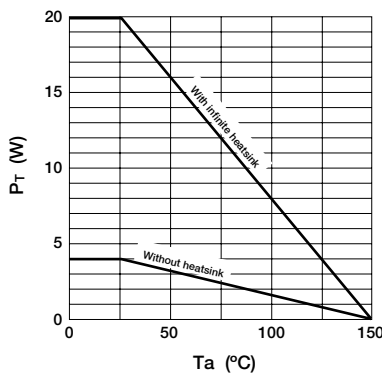
t_{on}•t_{stg}•t_{fr}—I_C Characteristics



Safe Operating Area (single pulse)



P_T—T_a Derating



Equivalent Circuit Diagram

