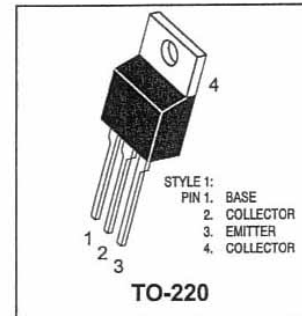


- **FEATURES:** ■ HIGH SPEED SWITCHING ■ WIDE SOA ■ HIGH VOLTAGE CAPABILITY
- **APPLICATION:** ■ FLUORESCENT LAMP ■ ELECTRONIC BALLAST ■ ELECTRONIC TRANSFORMER
- SWITCH MODE POWER SUPPLY

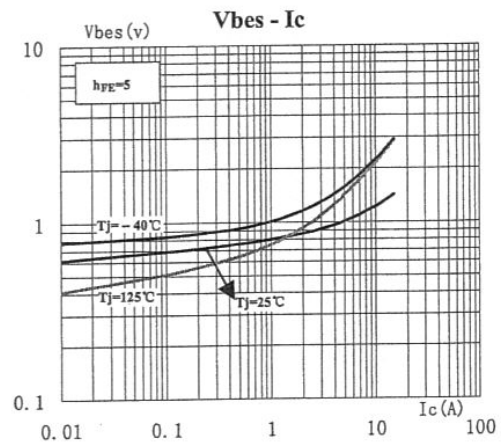
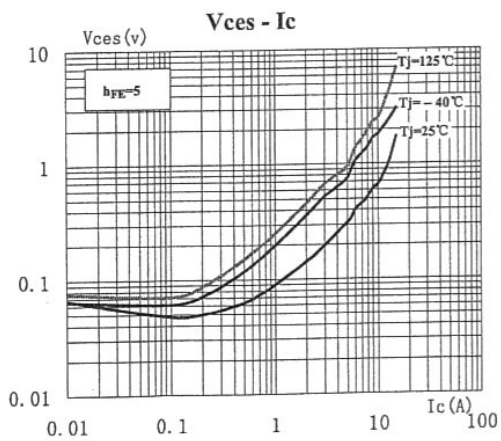
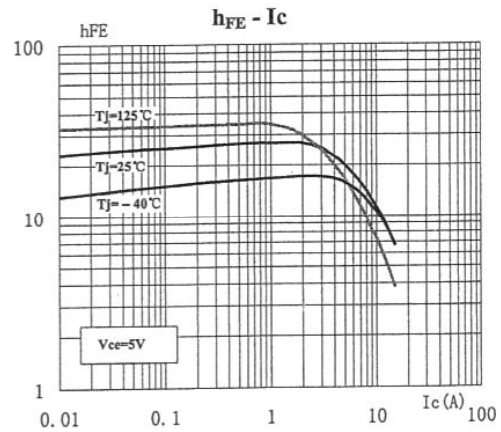
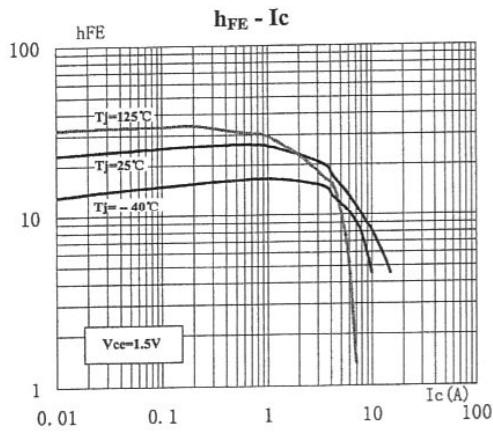
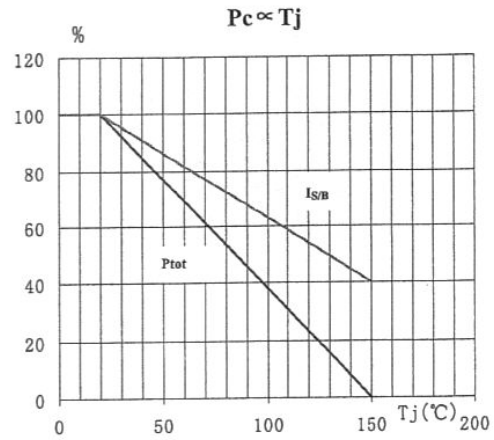
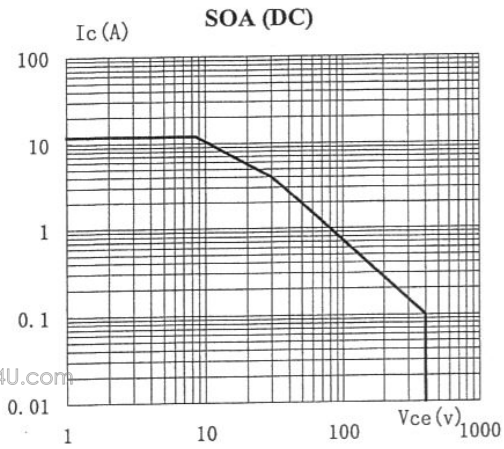
● **Absolute Maximum Ratings (Tc=25°C)** TO-220

PARAMETER	SYMBOL	VALUE	UNIT
Collector-Base Voltage	V_{CBO}	700	V
Collector-Emitter Voltage	V_{CEO}	400	V
Emitter- Base Voltage	V_{EBO}	9	V
Collector Current	I_C	12	A
Total Power Dissipation	P_C	100	W
Junction Temperature	T_j	150	°C
Storage Temperature	T_{stg}	-65-150	°C



● **Electronic Characteristics (Tc=25°C)**

CHARACTERISTICS	SYMBOL	TEST CONDITION	MIN	MAX	UNIT
Collector-Base Cutoff Current	I_{CBO}	$V_{CB}=700V$		100	μA
Collector-Emitter Cutoff Current	I_{CEO}	$V_{CE}=400V, I_B=0$		250	μA
Collector-Emitter Voltage	V_{CEO}	$I_C=10mA, I_B=0$	400		V
Emitter -Base Voltage	V_{EBO}	$I_E=1mA, I_C=0$	9		V
Collector-Emitter Saturation Voltage	V_{ces}	$I_C=5.0A, I_B=1.0A$		1.0	V
		$I_C=8.0A, I_B=1.6A$		1.5	
		$I_C=12A, I_B=3.0A$		3.0	
Base-Emitter Saturation Voltage	V_{bes}	$I_C=5.0A, I_B=1.0A$		1.5	V
DC Current Gain	h_{FE}	$V_{CE}=5V, I_C=10A$	8		
		$V_{CE}=5V, I_C=5.0A$	10	40	
		$V_{CE}=5V, I_C=8.0A$	8		
Storage Time	t_S	$V_{CC}=250V,$ $I_C=5I_B$ $I_{B1}=I_{B2}=1A$		3.5	μS
Falling Time	t_f			0.8	



TO-220 MECHANICAL DATA

UNIT: mm

SYMBOL	min	nom	max	SYMBOL	min	nom	max
A	3.5		4.8	e		2.54	
B			2.4	F	1.1		1.4
B1			1.8	L	12.5		14.5
b	0.6			L1			3.5
$\phi b1$			1.2	L2			6.3
c	0.4			ϕP			
D			16.5	Q	2.5		3.1
D1	5.9		6.9	Q1	2.0		2.8
E			10.7	Z			

www.DataSheet4U.com

