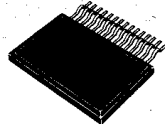


STK3082III



4053A

Thick Film Hybrid IC

2-Channel Voltage Amplifier for 80 to 90W AF Power Amplifier (Dual Supplies)

©1534A

Features

- . The AC amp circuit configuration eliminates the need to use an external midpoint adjust circuit.
- . External parts provide more flexibility in phase compensation.
- . Low distortion (0.005%) due to built-in current mirror circuit.

Maximum Ratings at Ta=25°C

			unit
Maximum Supply Voltage	V _{CCmax}	±65	V
Operating Case Temperature	T _C	115	°C
Storage Temperature	T _{stg}	-30 to +115	°C

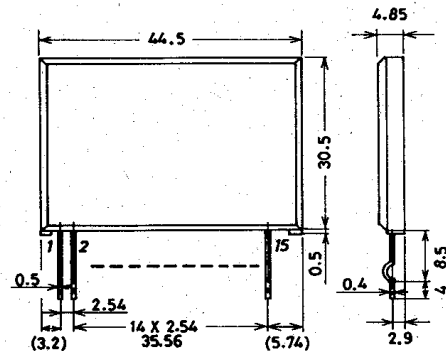
Operating Characteristics at Ta=25°C, VG=40dB, Seq Test Circuit.

			min	typ	max	unit
Current Dissipation	I _{CC}	V _{CC} =±56V		20	30	mA
Midpoint Voltage	V _N	V _{CC} =±56V	-50		+50	mV
Output Noise Voltage	V _{NO}	V _{CC} =±56V, R _g =10kohms			1.0	mV
Input Resistance	r _i	V _{CC} =±56V, f=1kHz, V _o =2.83V		92		kohm
Total Harmonic Distortion	THD	V _{CC} =±47V, f=20kHz, V _o =25.3V			0.005	%

Remarks

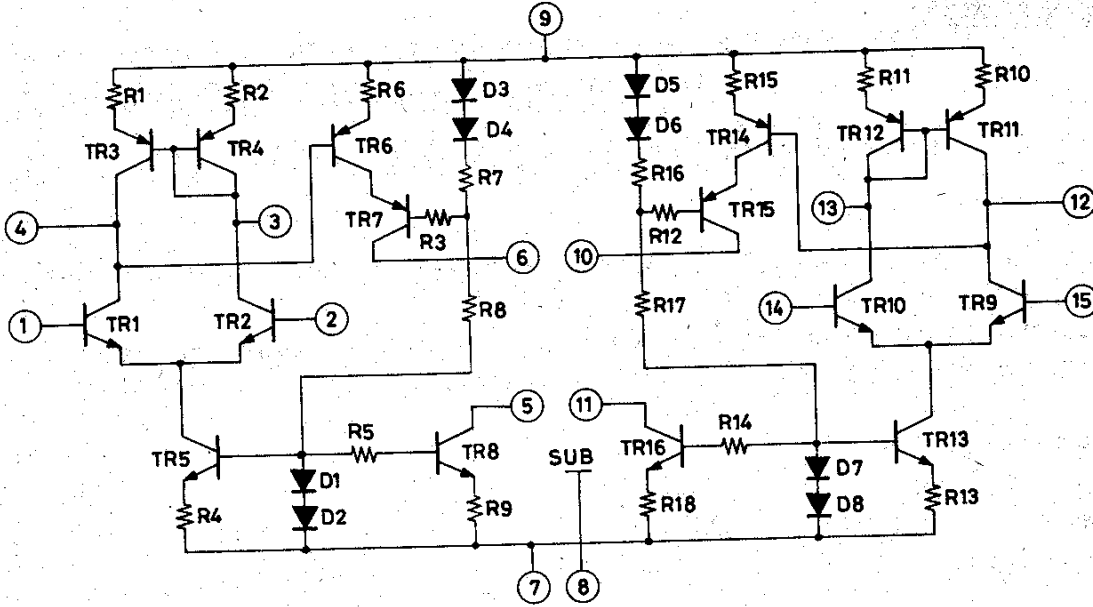
- . When testing, use a regulated power supply unless otherwise specified.

Case Outline 4053A (unit:mm)



STK3082 III

Equivalent Circuit



Test Circuit

