

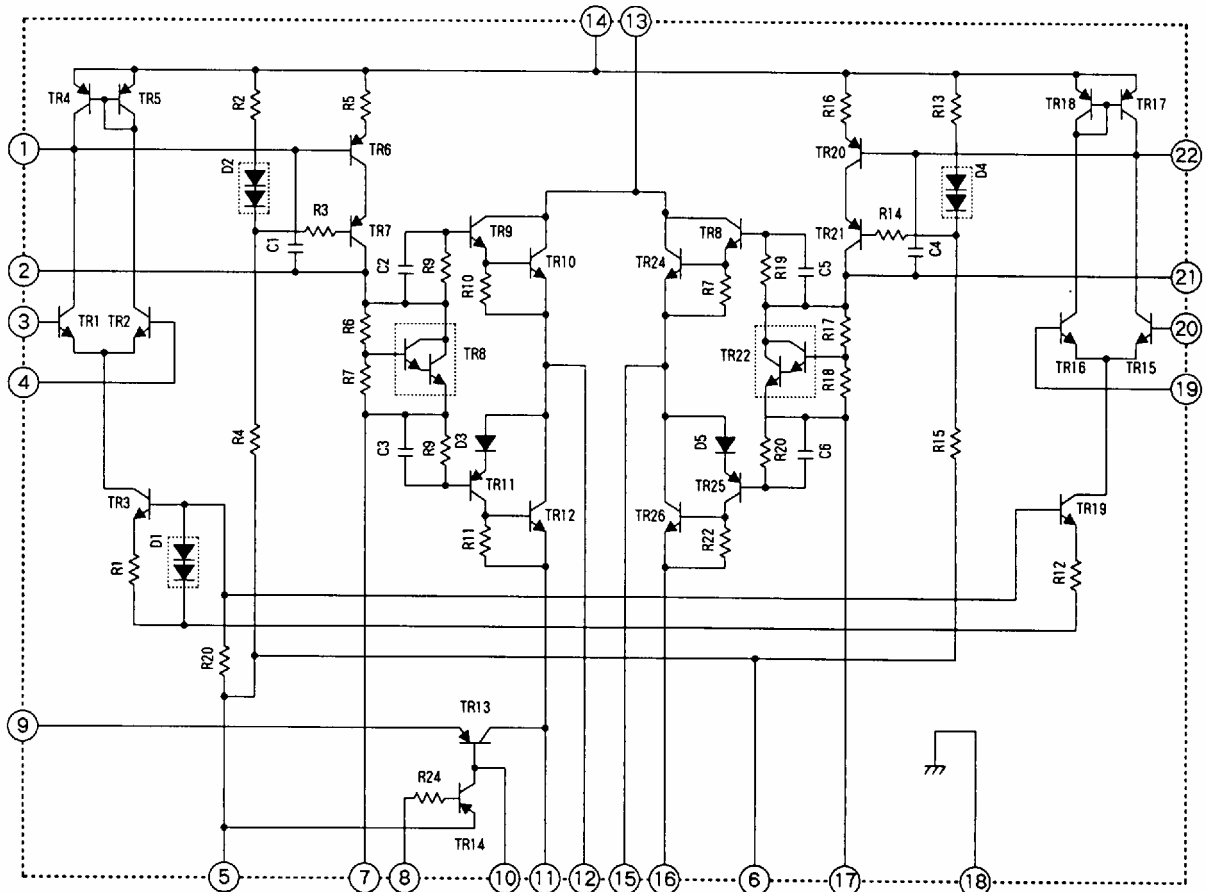
STK4141 X Series

- ★2ch./1package, ± Power Supply
- ★Built-in Muting Circuit
- ★25W/ch. ~ 70W/ch.
- ★THD = 0.02%

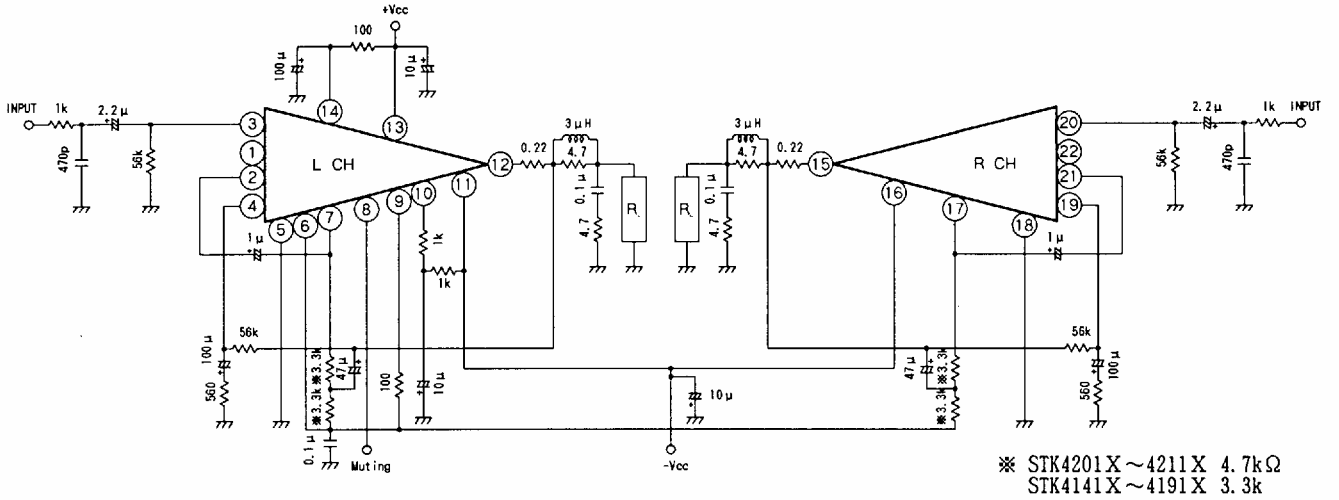
Model	Maximum Ratings 最大定格	Recommended Operating Conditions 推奨動作条件		Operating Characteristics (Recommend Operating Conditions at Test Circuit) 動作特性(Test Circuitにて 推奨動作条件による)			
	Vcc max [V]	Vcc [V]		Po max 1 RL=8Ω f=20~ 20kHz [W]	THD (V _G =40dB) [%]	Po max 2 RL=4Ω f=1kHz [W]	THD (V _G =40dB) [%]
		RL=8Ω	RL=4Ω				
*STK4141X	±41.0	±27.5	±24.5	25 + 25	0.02	25 + 25	0.08
*STK4151X	±42.5	±29.0	±25.5	30 + 30	0.02	35 + 35	0.08
STK4161X	±46.5	±31.0	±27.0	35 + 35	0.02	40 + 40	0.08
*STK4171X	±49.5	±33.0	±28.5	40 + 40	0.02	45 + 45	0.08
STK4181X	±51.5	±34.5	±30.5	45 + 45	0.02	50 + 50	0.08
*STK4191X	±53.5	±36.0	±32.5	50 + 50	0.02	55 + 55	0.08
*STK4201X	±57.5	±39.5	-	60 + 60	0.02	-	-
*STK4211X	±62.5	±43.5	-	70 + 70	0.02	-	-

* Under mass production

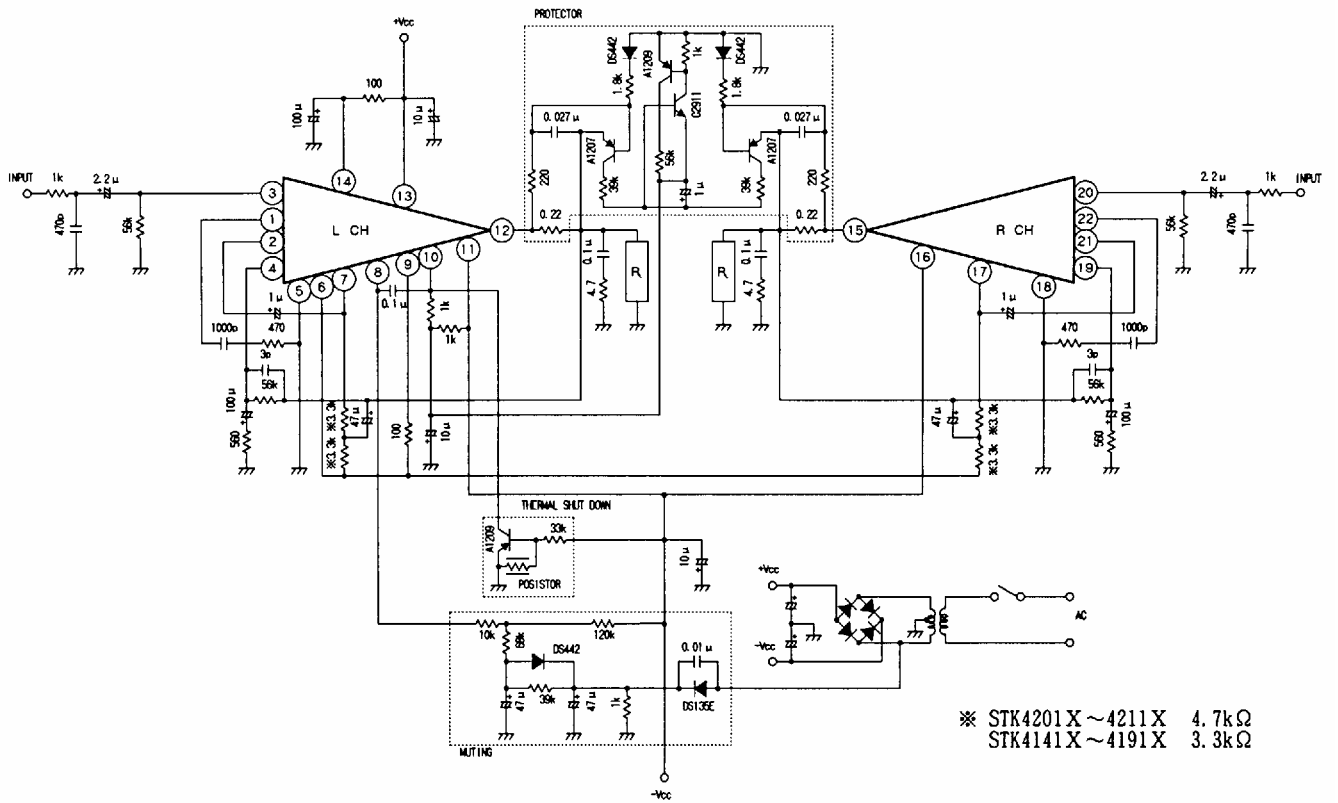
Equivalent Circuit



■ Test Circuit



■ Application Circuit



■ Case Outline

