

STK4145MK2 Series

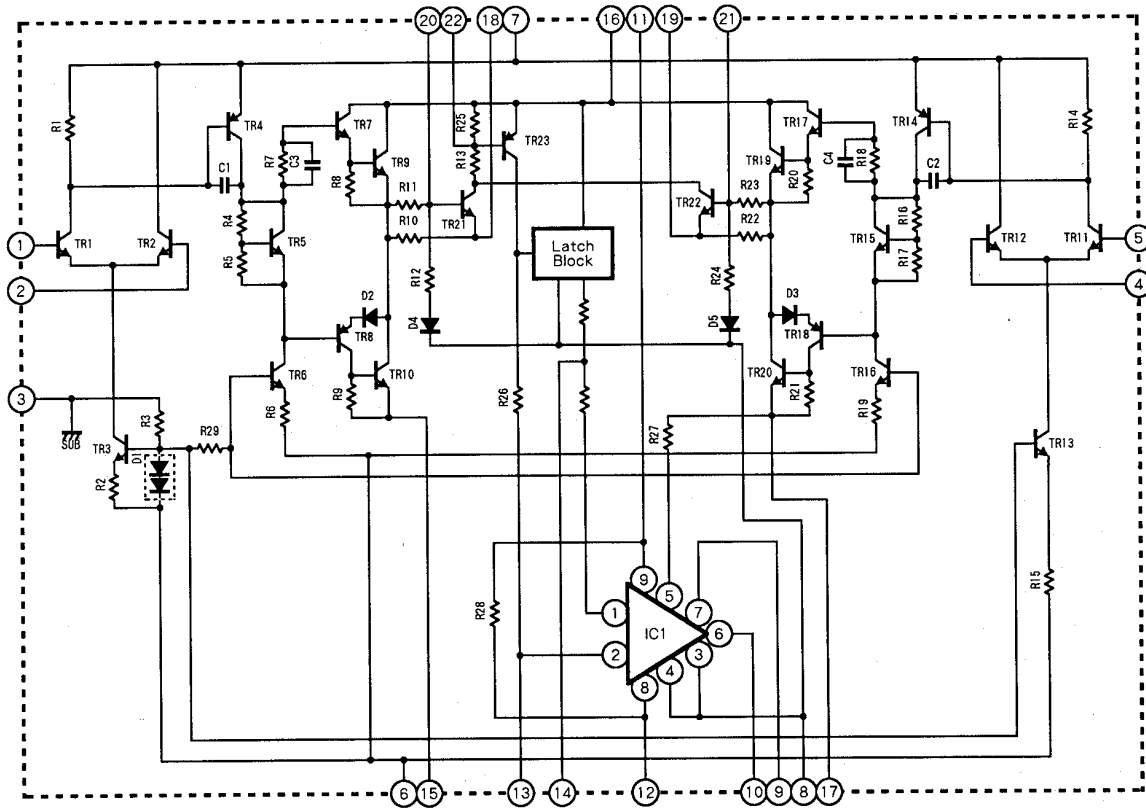
- ★2ch./1package, \pm Power Supply
- ★Built-in Latch-type Protection
- ★25W/ch. \sim 100W/ch.
- ★THD = 0.4%

Model	Maximum Ratings 最大定格	Recommended Operating Conditions 推奨動作条件		Operating Characteristics (Recommend Operating Conditions at Test Circuit) 動作特性(Test Circuitにて 推奨動作条件による)			
		Vcc max [V]	Vcc [V]		Po max 1 RL=8 Ω f=20~ 20kHz [W]	THD (V _G =40dB) [%]	Po max 2 RL=4 Ω f=1kHz [W]
	RL=8 Ω		RL=4 Ω				
*STK4145MK2	± 40.0	± 27.0	± 22.0	25 + 25	0.4	25 + 25	1.0
STK4155MK2	± 42.0	± 28.0	± 25.0	30 + 30	0.4	35 + 35	1.0
*STK4165MK2	± 45.0	± 30.5	± 26.5	35 + 35	0.4	40 + 40	1.0
STK4175MK2	± 48.0	± 32.0	± 28.0	40 + 40	0.4	45 + 45	1.0
*STK4185MK2	± 50.0	± 33.5	± 30.0	45 + 45	0.4	50 + 50	1.0
STK4195MK2	± 52.5	± 35.0	± 32.0	50 + 50	0.4	55 + 55	1.0
*STK4205MK2	± 55.0	± 38.5	-	60 + 60	0.4	-	-
*STK4215MK2	± 60.0	± 42.0	-	70 + 70	0.4	-	-
*STK4225MK2	± 65.0	± 45.0	-	80 + 80	0.4	-	-
*STK4235MK2	± 75.0	± 51.0	-	100 + 100	0.4	-	-

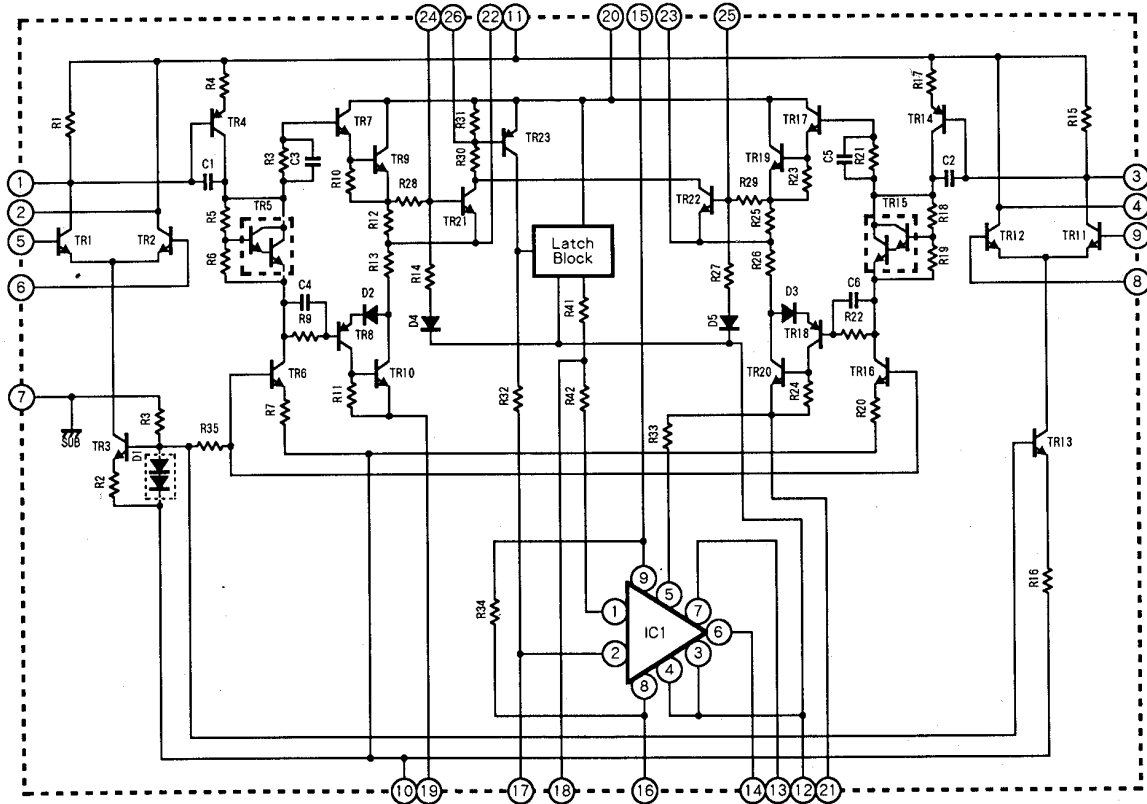
* Under mass production

■ Equivalent Circuit

① STK4145MK2 ~ STK4195MK2

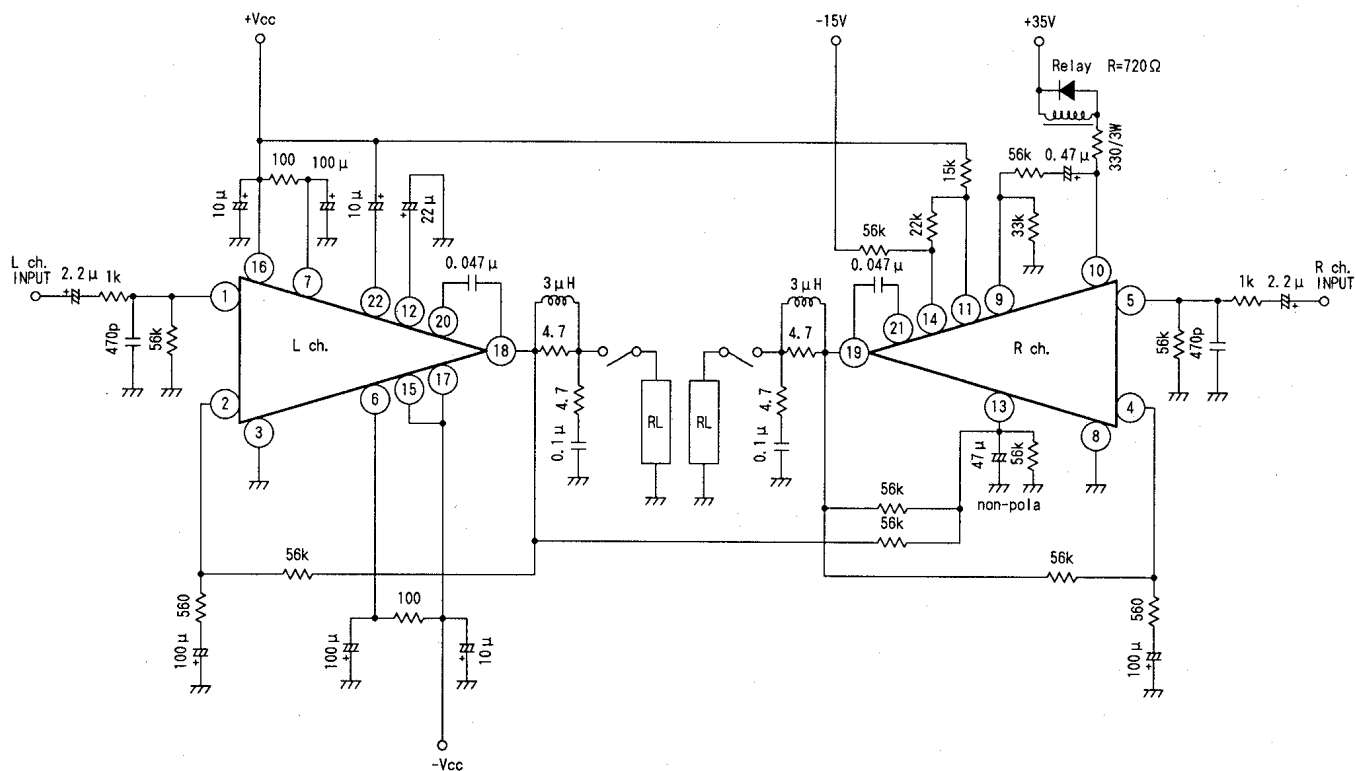


② STK4205MK2 ~ STK4235MK2

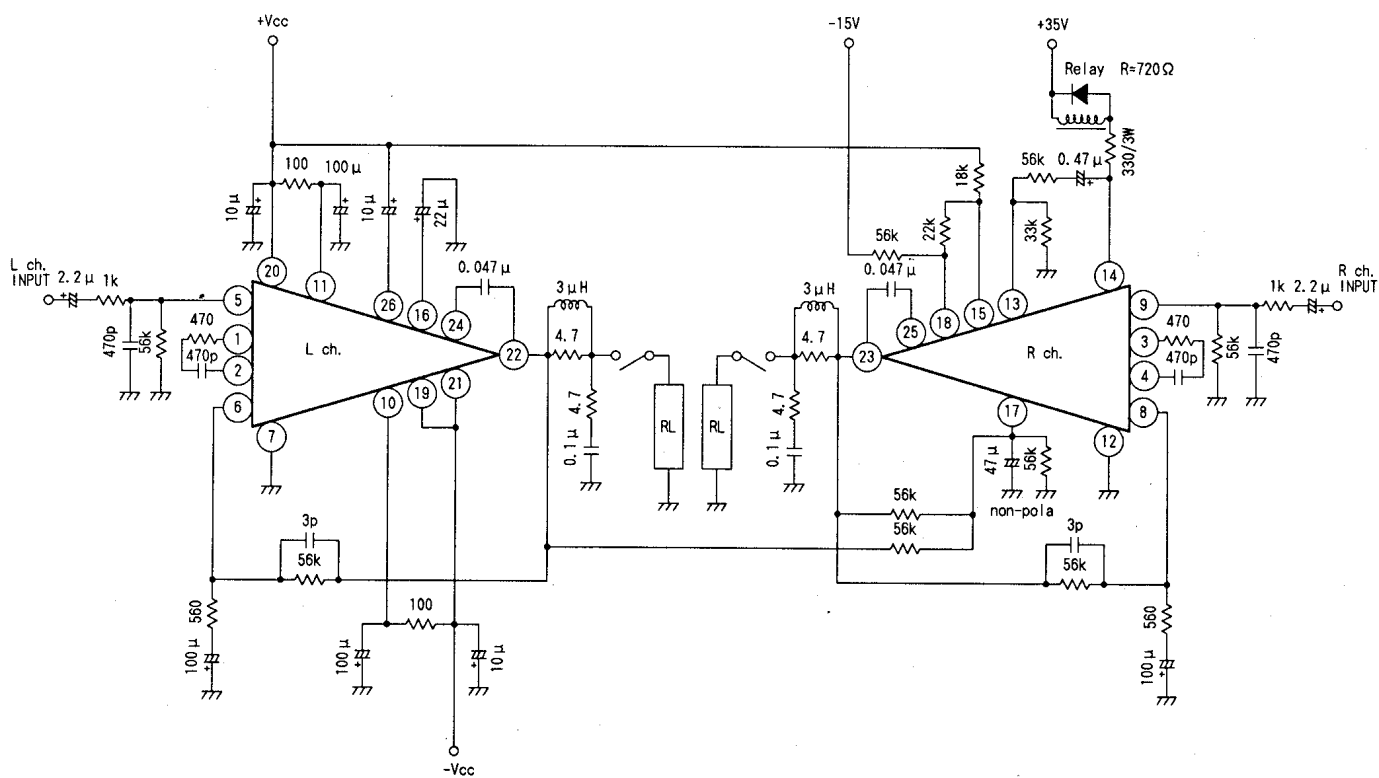


■ Test Circuit

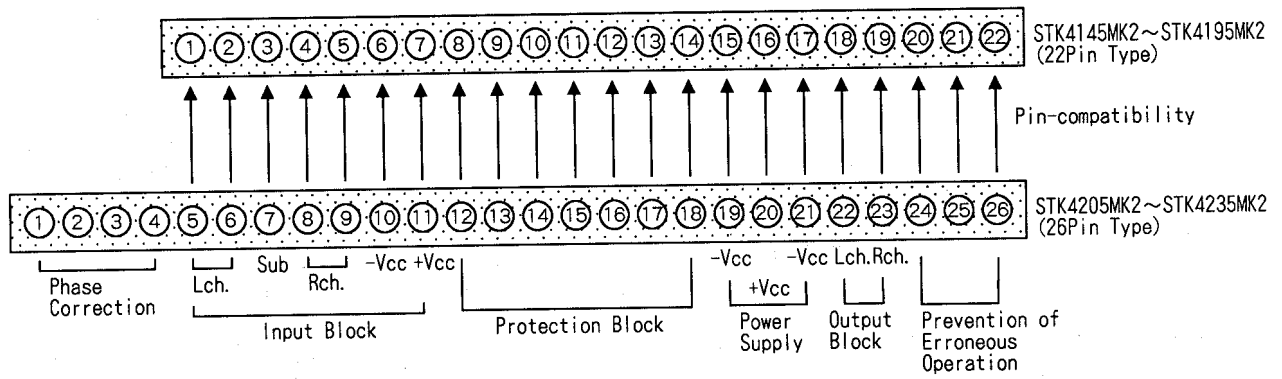
Ⓐ STK4145MK2 ~ STK4195MK2



Ⓑ STK4205MK2 ~ STK4235MK2

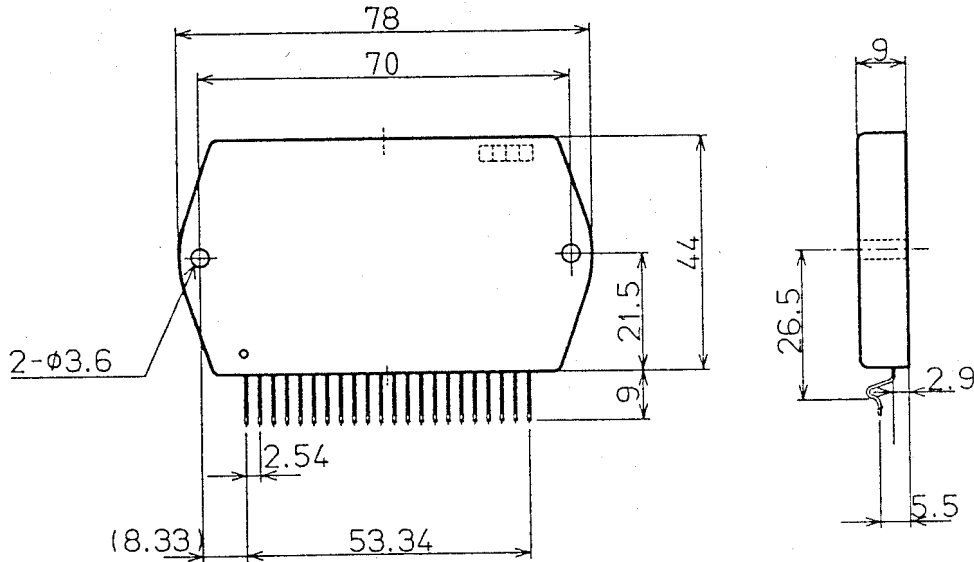


■ Pin – compatibility



■ Case Outline

① STK4145MK2 ~ STK4195MK2



② STK4205MK2 ~ STK4235MK2

