

Description

- High speed switching application.

Features

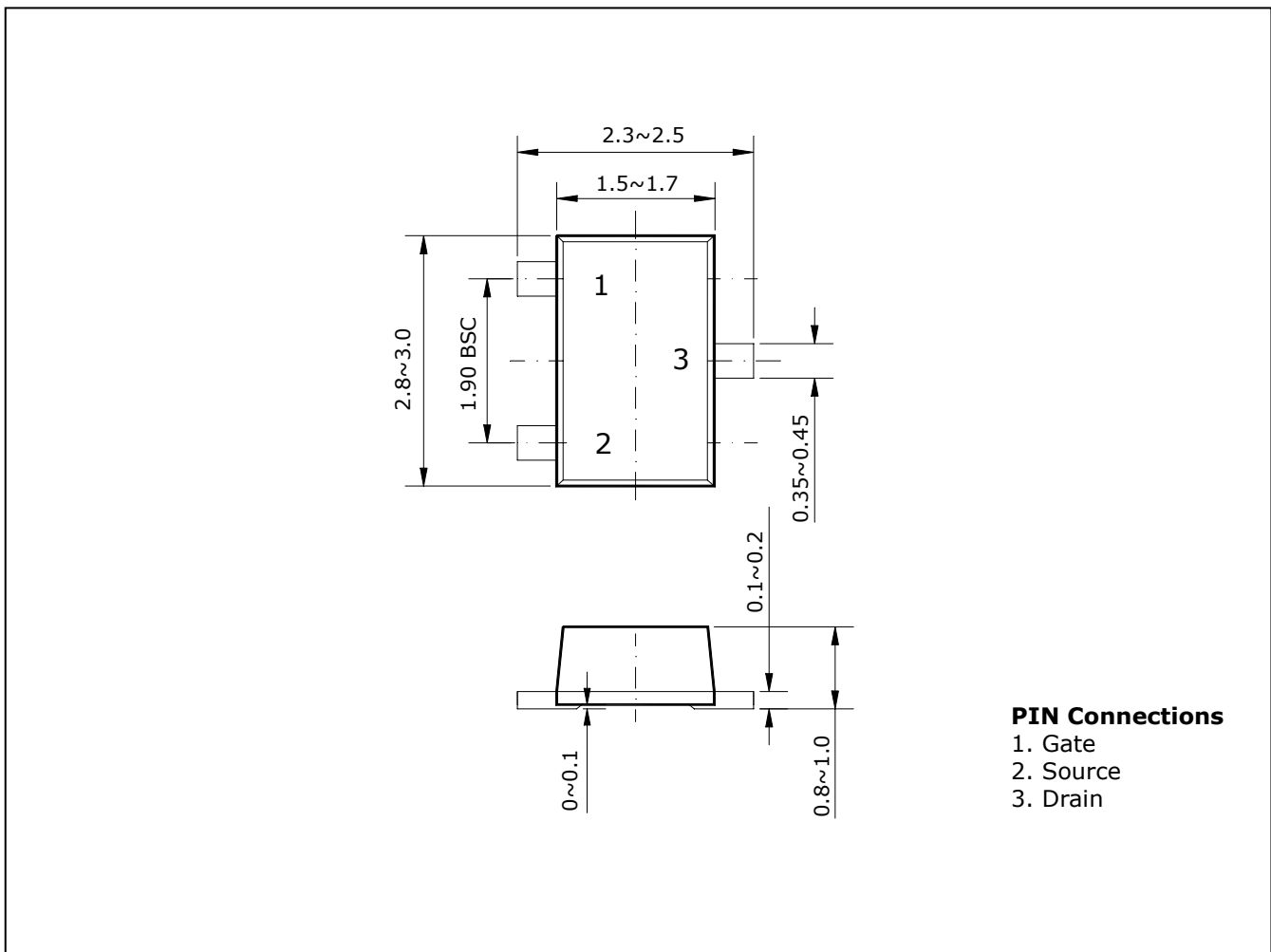
- High density cell design for low $R_{DS(ON)}$.
- Voltage controlled small signal switch
- High saturation current capability.

Ordering Information

Type NO.	Marking	Package Code
STK7002F	K702	SOT-23F

Outline Dimensions

unit : mm



Absolute maximum ratings

(Ta=25°C)

Characteristic	Symbol	Ratings	Unit
Drain-Source voltage	V_{DSS}	60	V
Gate-Source voltage	V_{GS}	±20	V
Maximum Drain current	I_D	115	mA
Pulsed Drain Current	$I_{DP} *$	800	mA
Power dissipation	P_D	200	mW
Maximum Junction-to-Ambient	R_{thJA}	625	°C/W
Operating Junction and Storage temperature range	T_J, T_{stg}	-55~150	°C

* $PW \leq 10 \mu s$, Duty cycle $\leq 1\%$

Electrical Characteristics

(Ta=25°C)

Characteristic	Symbol	Test Condition	Min.	Typ.	Max.	Unit
Drain-Source breakdown voltage	BV_{DSS}	$I_D=10 \mu s, V_{GS}=0$	60	-	-	V
Gate-Threshold voltage	$V_{GS(th)}$	$I_D=0.25 mA, V_{DS}=V_{GS}$	1	2.0	2.5	V
Zero Gate voltage drain current	I_{DSS}	$V_{DS}=60V, V_{GS}=0$	-	-	1	μA
Gate-body leakage	I_{GSS}	$V_{DS}=0V, V_{GS}=\pm 20V$	-	-	±100	nA
Drain-Source on-resistance	$R_{DS(ON)} *$	$V_{GS}=5V, I_D=50mA$	-	3.2	7.5	Ω
		$V_{GS}=10V, I_D=500mA$	-	2.4	7.5	Ω
Forward trans-conductance	g_{fs}	$V_{DS}=10V, I_D=0.2A$	80	-	-	mS
Input capacitance	C_{iss}	$V_{DS}=25V, V_{GS}=0, f=1MHz$	-	22	50	pF
Output capacitance	C_{oss}		-	11	25	
Reverse Transfer capacitance	C_{rss}		-	2	5	
Turn-on time	t_{ON}	$V_{DD}=30V, I_D=0.2A$	-	7	20	ns
Turn-off time	t_{OFF}	$V_{GS}=10V, R_G=25\Omega$	-	11	20	ns

* $PW \leq 300 \mu s$, Duty cycle $\leq 1\%$

Electrical Characteristic Curves

Fig. 1 $I_D - V_{DS}$

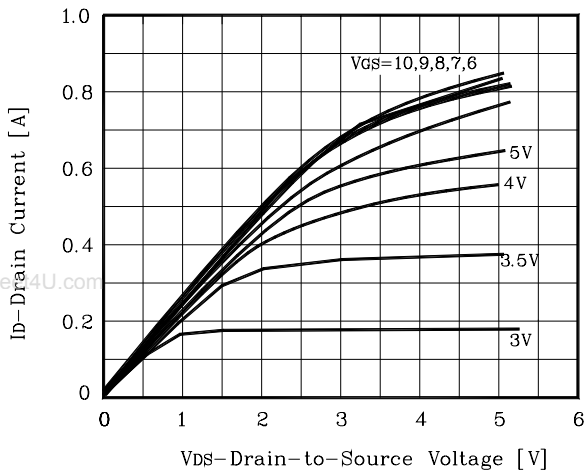


Fig. 2 $I_D - V_{GS}$

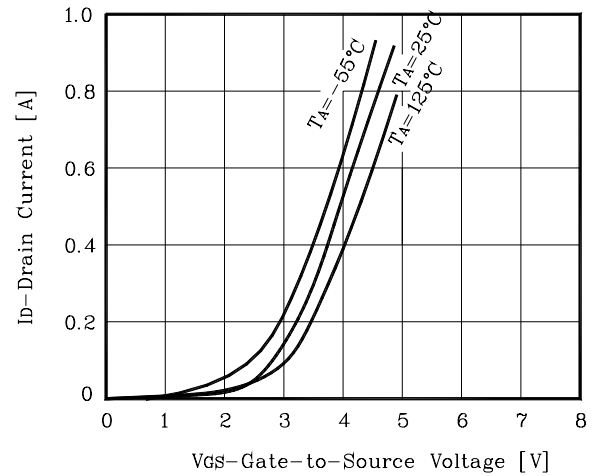


Fig. 3 $R_{DS(on)} - I_D$

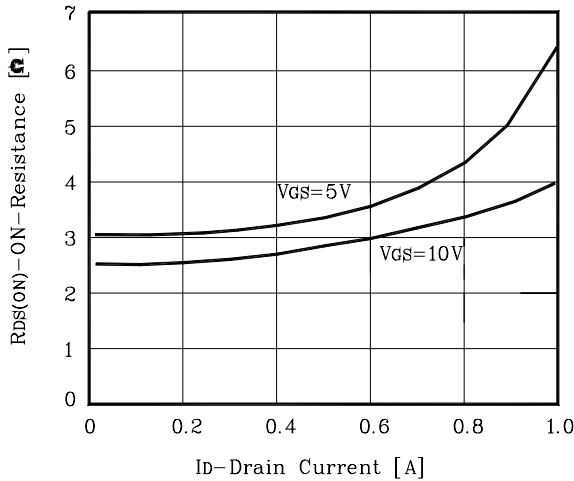


Fig. 4 $C - V_{DS}$

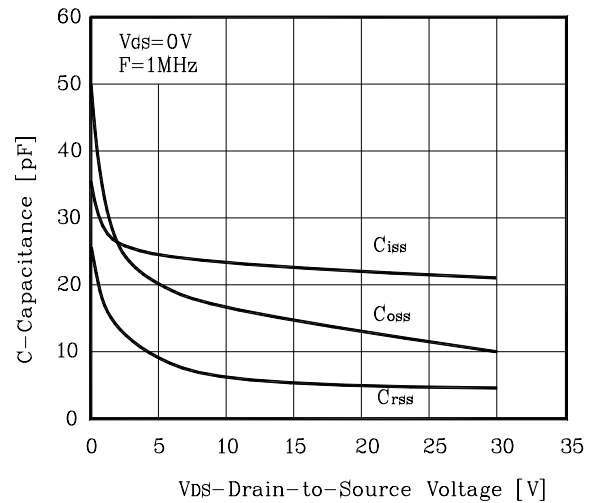


Fig. 5 $V_{GS} - Q_g$

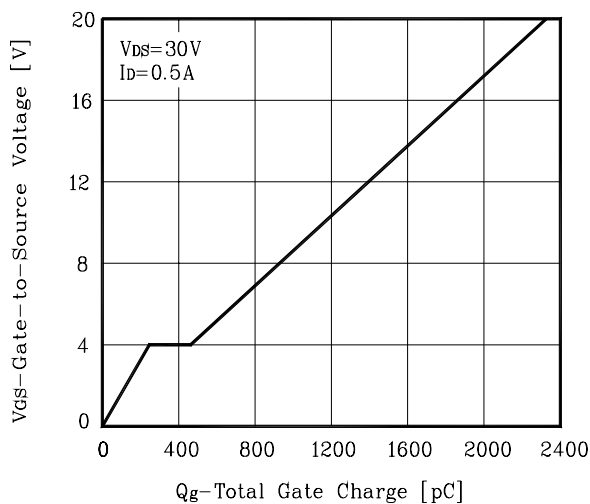


Fig. 6 $R_{DS(on)} - T_J$

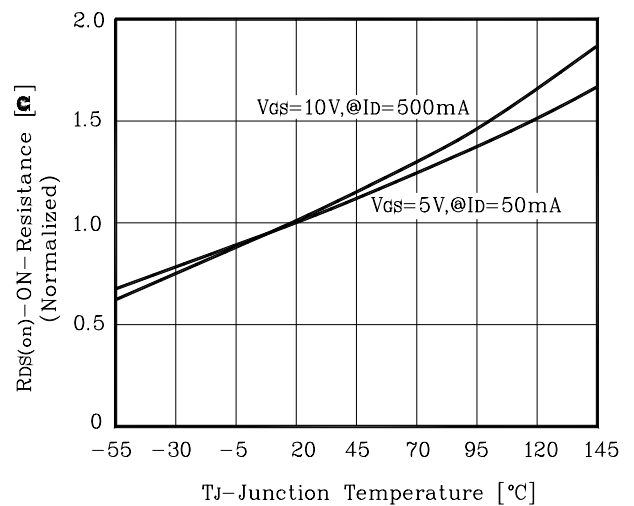


Fig. 7 $R_{DS(on)}$ - V_{GS}

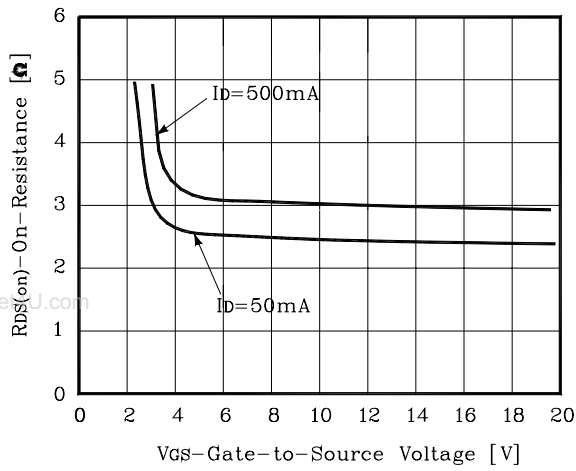


Fig. 8 I_S - V_{SD}

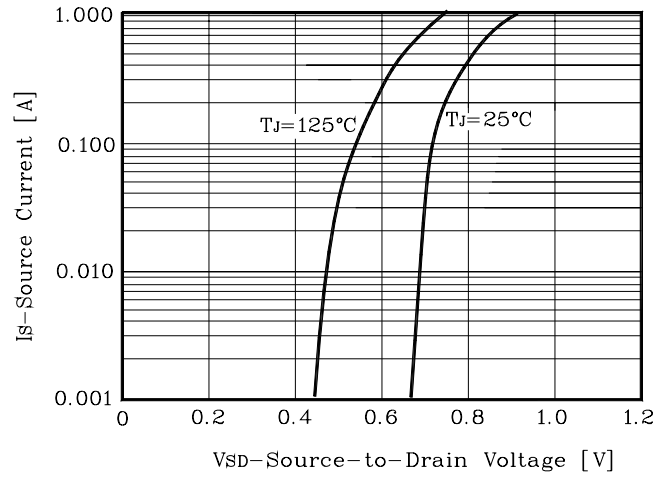
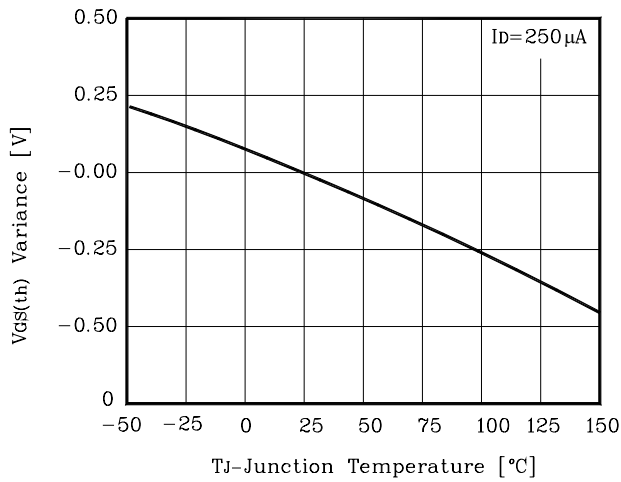


Fig. 9 $V_{GS(th)}$ - T_J



These AUK products are intended for usage in general electronic equipments(Office and communication equipment, measuring equipment, domestic electrification, etc.).

Please make sure that you consult with us before you use these AUK products in equipments which require high quality and/or reliability, and in equipments which could have major impact to the welfare of human life(atomic energy control, airplane, spaceship, traffic signal, combustion central, all types of safety device, etc.).

AUK cannot accept liability to any damage which may occur in case these AUK products were used in the mentioned equipments without prior consultation with AUK.