


1300 nm Laser in Coaxial Package with SM-Pigtail, Low Power

STL 51004X
STL 51005X

- Designed for application in fiber-optic networks
- Laser diode with Multi-Quantum Well structure
- Suitable for bit rates up to 1 Gbit/s
- Ternary photodiode at rear mirror for monitoring and control of radiant power
- Hermetically sealed subcomponent, similar to TO 18
- SM Pigtail with optional flange



Type	Ordering Code	Connector/Flange
STL 51004G	Q62702-P3058	FC / without flange
STL 51004A	Q62702-P3057	DIN / without flange
STL 51005G	Q62702-P3055	FC / with flange
STL 51005A	Q62702-P3054	DIN / with flange

Component with other connector types on request.

Maximum Ratings

Output power ratings refer to the SM fiber output. The operating temperature of the submount is identical to the case temperature.

Parameter	Symbol	Values	Unit
Module			
Operating temperature range at case	T_C	- 40 ... + 85	°C
Storage temperature range	T_{stg}	- 40 ... + 85	°C
Soldering temperature $t_{max} = 10$ s, 2 mm distance from bottom edge of case	T_S	260	°C

Maximum Ratings (cont'd)

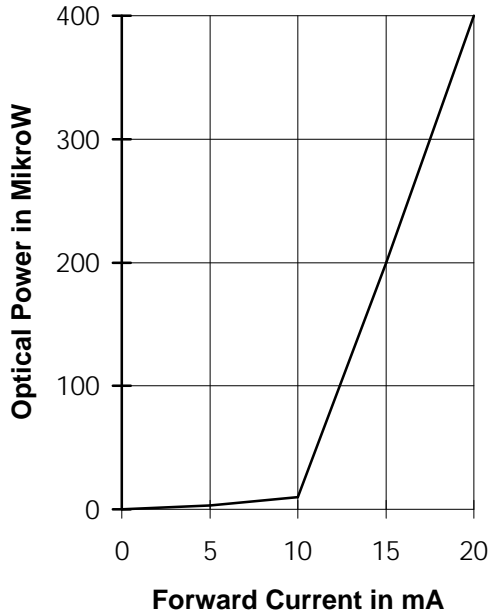
Parameter	Symbol	Values	Unit
Laser Diode			
Direct forward current	$I_{F \max}$	120	mA
Radiant power CW	Φ_e	1	mW
Reverse Voltage	$V_{R \max}$	2	V
Monitor Diode			
Reverse Voltage	$V_{R \max}$	10	V

Characteristics

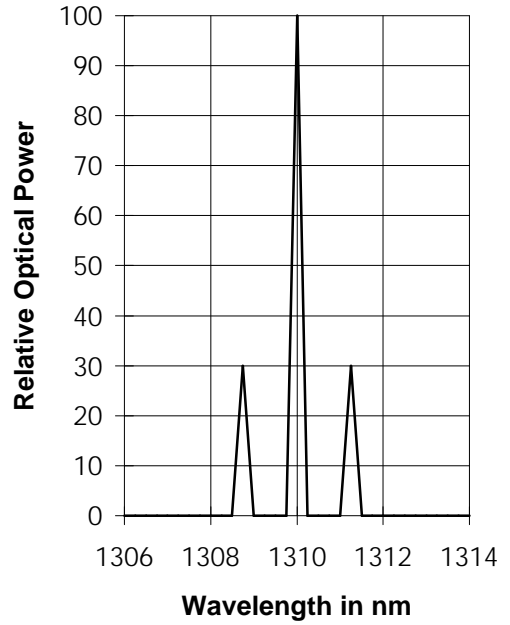
All optical data refer to an optimally coupled 10/125 μm SM fiber.

Parameter	Symbol	Values	Unit
Laser Diode			
Optical output power	Φ_e	> 0.4	mW
Emission wavelength center of range $\Phi_e = 0.2 \text{ mW}$	λ	1280 ... 1330	nm
Spectral bandwidth $\Phi_e = 0.2 \text{ mW}$ (RMS)	$\Delta\lambda$	< 5	nm
Threshold current	I_{th}	2 ... 45	mA
Forward voltage $\Phi_e = 0.2 \text{ mW}$	V_F	< 1.5	V
Radiant power at threshold	Φ_{eth}	< 10	μW
Slope efficiency	η	8 ... 60	mW/A
Differential series resistance	r_S	< 8	Ω
Rise time/fall time	t_r, t_f	< 1	ns
Monitor Diode			
Dark current, $V_R = 5 \text{ V}$, $\Phi_e = 0$	I_R	< 500	nA
Photocurrent, $\Phi_e = 0.2 \text{ mW}$	I_P	100 ... 1000	μA

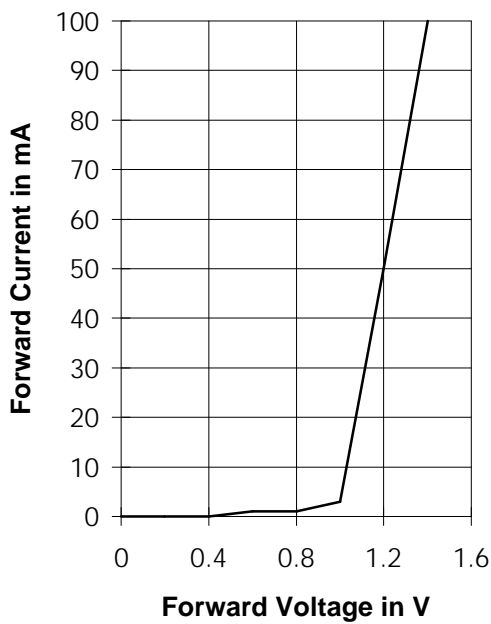
Laser Diode
Radiant Power in Singlemode Fiber



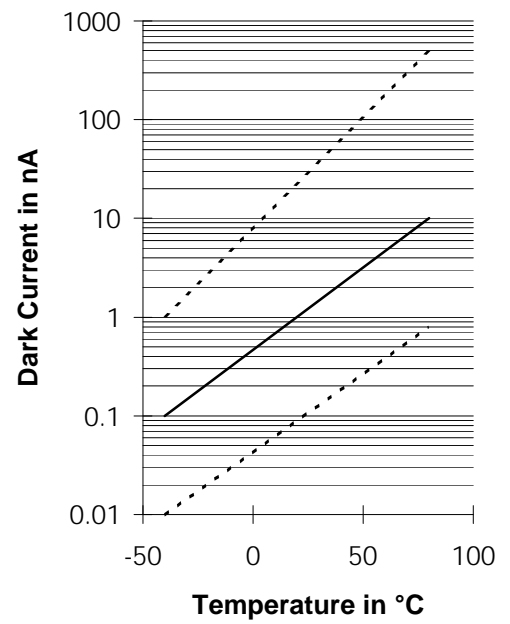
Relative Radiant Power
 $\Phi_e = f(\lambda)$



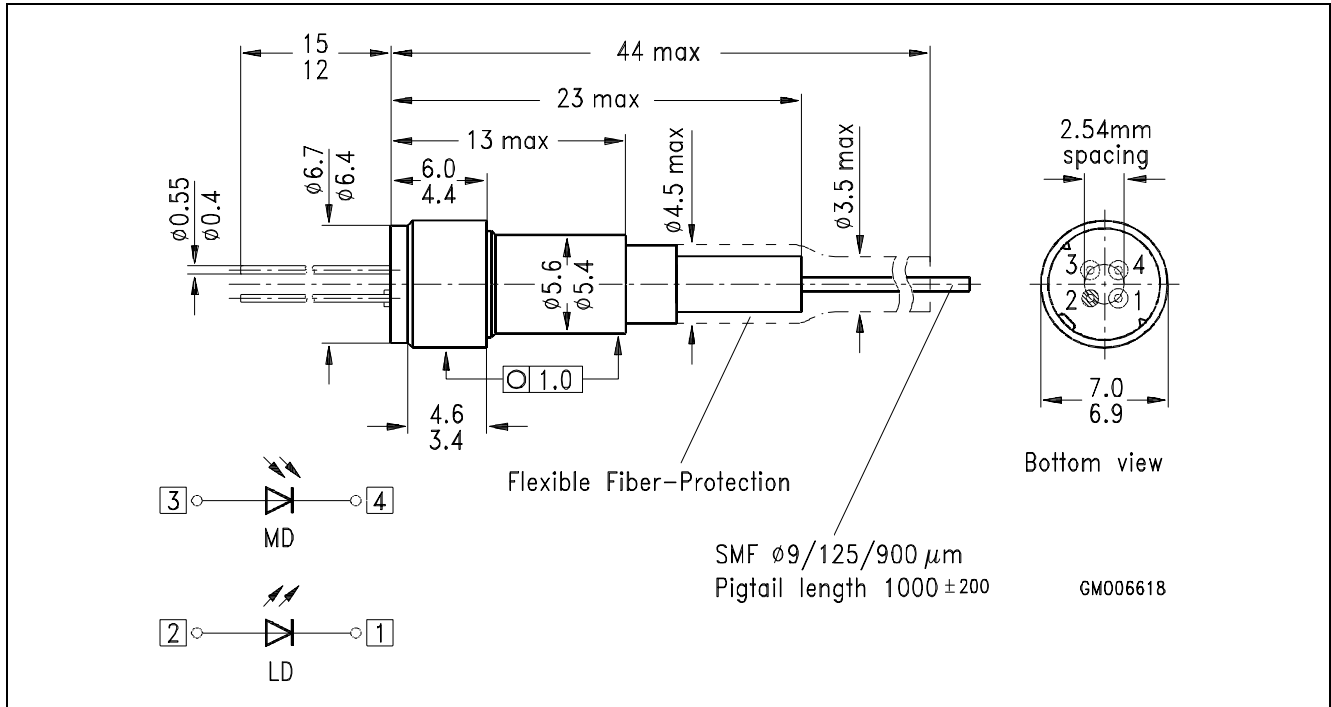
Laser Forward Current
 $I_F = f(V_F)$



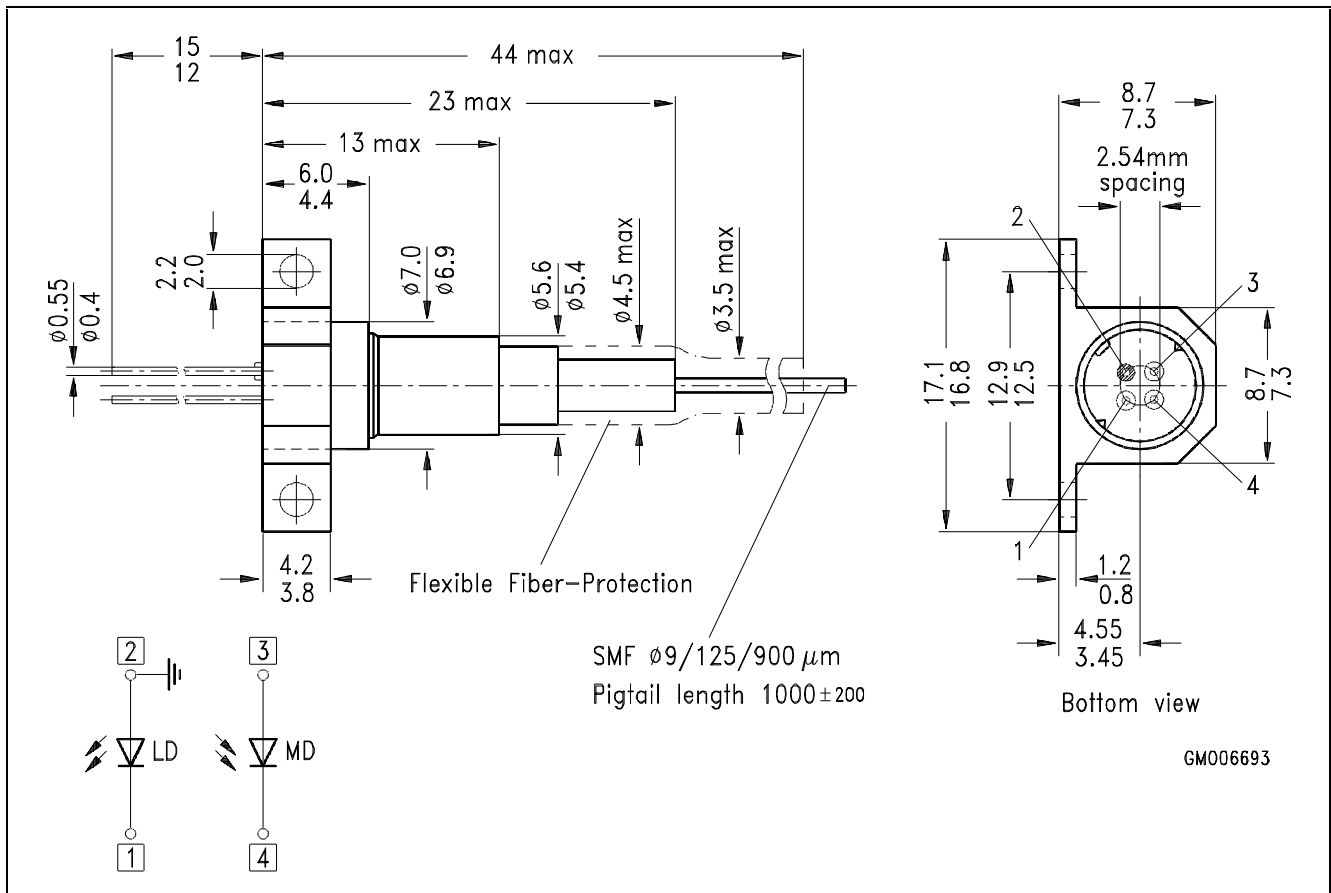
Monitor Diode Dark Current $I_R = f(T_A)$
 $\Phi_{port} = 0, V_R = 5 V$



Package Outlines (Dimensions in mm)



STL 51004X



STL 51005X (with flange)