

Description

- Digital transistor

Features

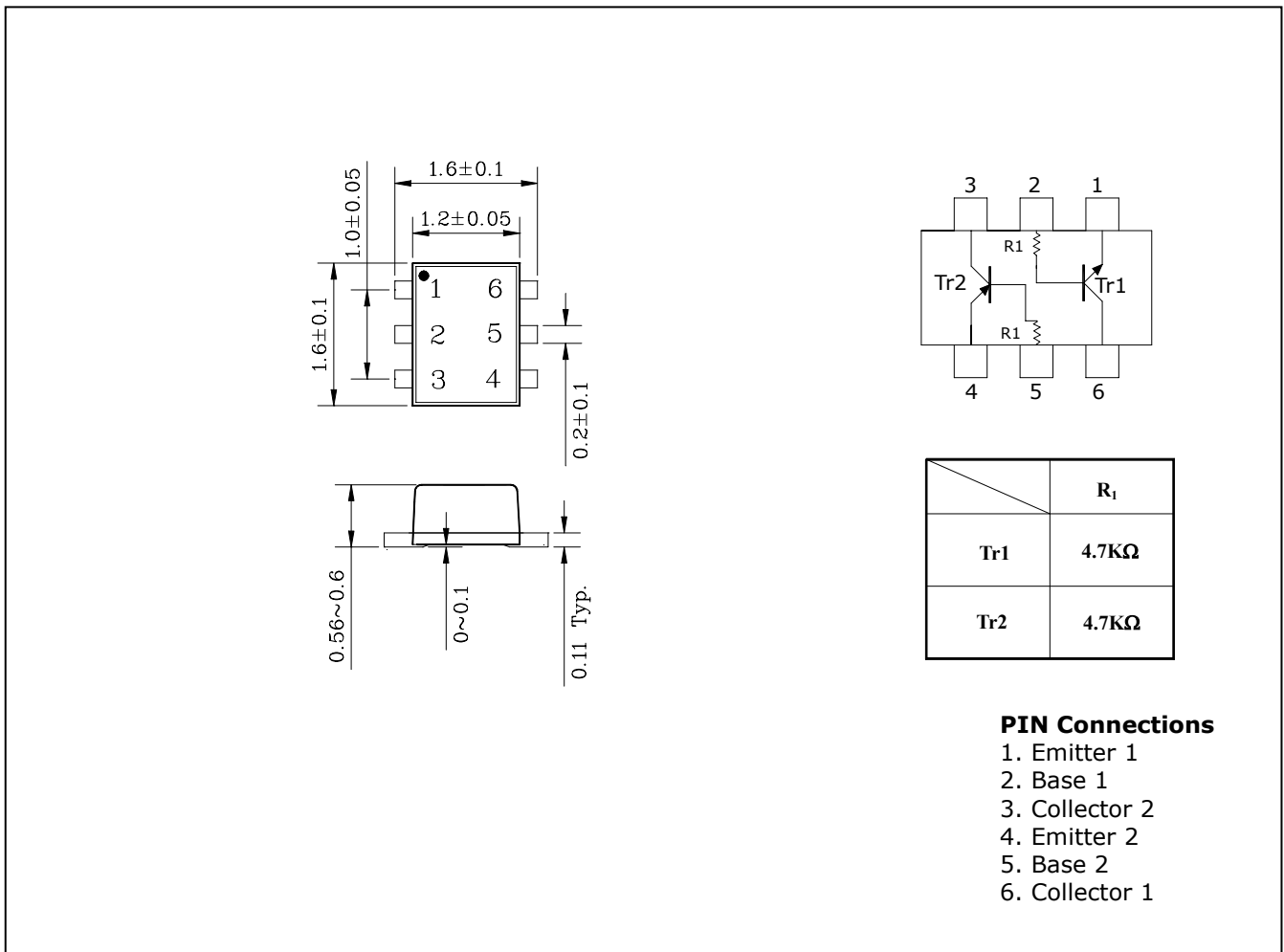
- Both SRC1210 chip and SRA2210 chip in SOT-563F package
- With built-in bias resistors

Ordering Information

Type NO.	Marking	Package Code
SUR540EF	SJ	SOT-563F

Outline Dimensions

unit : mm



Absolute maximum ratings (Tr1, Tr2)

Ta=25°C

Characteristic	Symbol	Ratings		Unit
		Tr1	Tr2	
Collector-Base Voltage	V_{CBO}	50	-50	V
Collector-Emitter Voltage	V_{CEO}	50	-50	
Emitter-Base Voltage	V_{EBO}	5	-5	V
Collector Current	I_C	100	-100	mA
Power Dissipation	P_D	100		mW
Junction Temperature	T_J	150		°C
Storage Temperature	T_{STG}	-55 ~ 150		°C

Electrical Characteristics(Tr1 : NPN)

Ta=25°C

Characteristic	Symbol	Test Condition	Min.	Typ.	Max.	Unit
Collector Cut-off Current	I_{CBO}	$V_{CB}=50V, I_E=0$	-	-	500	nA
Emitter Cut-off Current	I_{EBO}	$V_{EB}=5V, I_C=0$	-	-	500	nA
DC Current Gain	h_{FE}	$V_{CE}=5V, I_C=1mA$	120	-	-	-
Collector-Emitter Saturation Voltage	$V_{CE(SAT)}$	$I_C=10mA, I_B=0.5mA$	-	0.1	0.3	V
Transition Frequency	f_T^*	$V_{CE}=10V, I_C=5mA$	-	250	-	MHz
Input Resistance	R_1	-	-	4.7	-	KΩ
Collector Cut-off Current	I_{CBO}	$V_{CB}=50V, I_E=0$	-	-	500	nA

* : Characteristic of Transistor Only

Electrical Characteristics(Tr2 : PNP)

Ta=25°C

Characteristic	Symbol	Test Condition	Min.	Typ.	Max.	Unit
Collector Cut-off Current	I_{CBO}	$V_{CB}=-50V, I_E=0$	-	-	-500	nA
Emitter Cut-off Current	I_{EBO}	$V_{EB}=-5V, I_C=0$	-	-	-500	nA
DC Current Gain	h_{FE}	$V_{CE}=-5V, I_C=-1mA$	120	-	-	-
Collector-Emitter Saturation Voltage	$V_{CE(SAT)}$	$I_C=-10mA, I_B=-0.5mA$	-	-0.1	-0.3	V
Transition Frequency	f_T^*	$V_{CE}=-10V, I_C=-5mA$	-	250	-	MHz
Input Resistance	R_1	-	-	4.7	-	KΩ
Collector Cut-off Current	I_{CBO}	$V_{CB}=-50V, I_E=0$	-	-	-500	nA

* : Characteristic of Transistor Only

Electrical Characteristic Curves

Tr1 : NPN

Fig. 1 $h_{FE} - I_C$

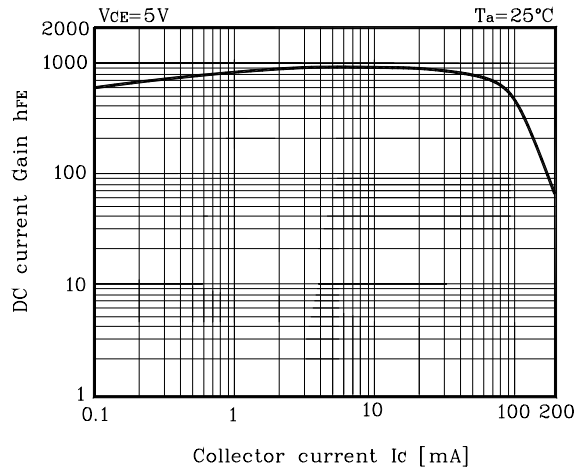
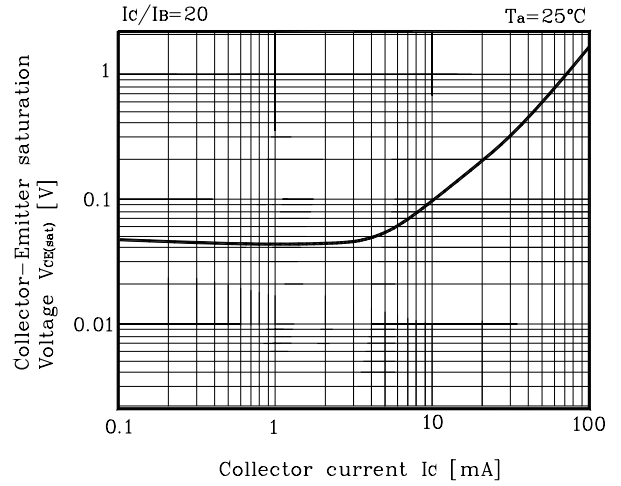


Fig. 2 $V_{CE(SAT)} - I_C$



Tr2 : PNP

Fig. 1 $h_{FE} - I_C$

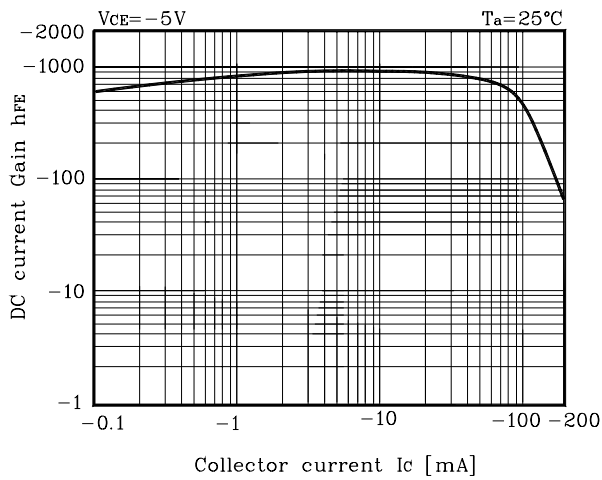
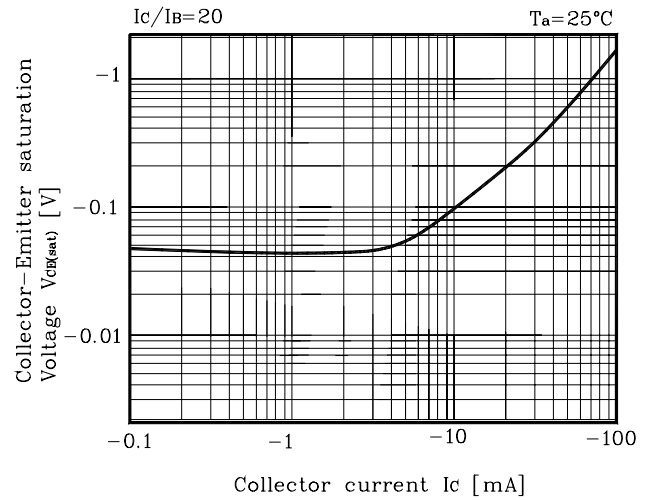


Fig. 2 $V_{CE(SAT)} - I_C$



These AUK products are intended for usage in general electronic equipments(Office and communication equipment, measuring equipment, domestic electrification, etc.).

Please make sure that you consult with us before you use these AUK products in equipments which require high quality and/or reliability, and in equipments which could have major impact to the welfare of human life(atomic energy control, airplane, spaceship, traffic signal, combustion central, all types of safety device, etc.).

AUK cannot accept liability to any damage which may occur in case these AUK products were used in the mentioned equipments without prior consultation with AUK.