

1-Line, 400W, TVS

Descriptions


The SVA04B6.5 is a bi-directional TVS (Transient Surge Suppressor) which can protect sensitive electronics against voltage transients induced by inductive load switching and lightning. It is specifically designed to protect I/O interfaces, VBUS and other integrated circuits.

Features

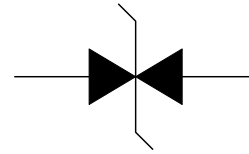
- For surface mount application
- Excellent clamping capability
- Low profile package
- Fast response time: Typically less than 1.0ps from 0V to 7.22V
- Low inductance
- GPP

Mechanical Data

- Case: Molded plastic
- Mounting position: Any
- Weight: 0.093 grams



SMA



Schematic Diagram

Absolute maximum ratings

Parameter	Symbol	Rating	Units
Peak Pulse Power on 10/1000μs waveform	P _{PPM}	400	W
Peak Pulse Current of on 10/1000μs waveform	I _{PPM}	40	A
Junction Temperature	T _J	-55~150	°C
Operating Temperature	TOP	-40~125	°C
Storage Temperature Range	TSTG	-55 to +150	oC

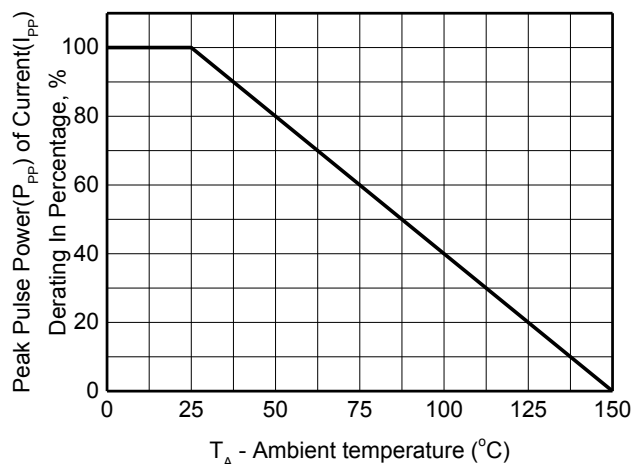
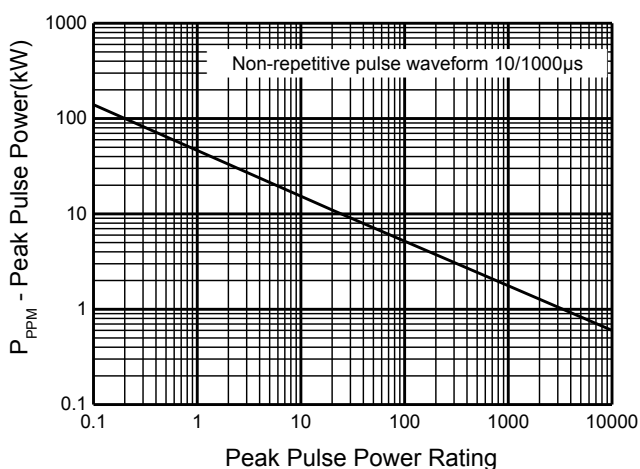
Notes:

1. Mounted on 5.0mm² (0.03mm thick) Copper Pads to each terminal.

Electrical characteristics (T_A=25°C, unless otherwise noted)

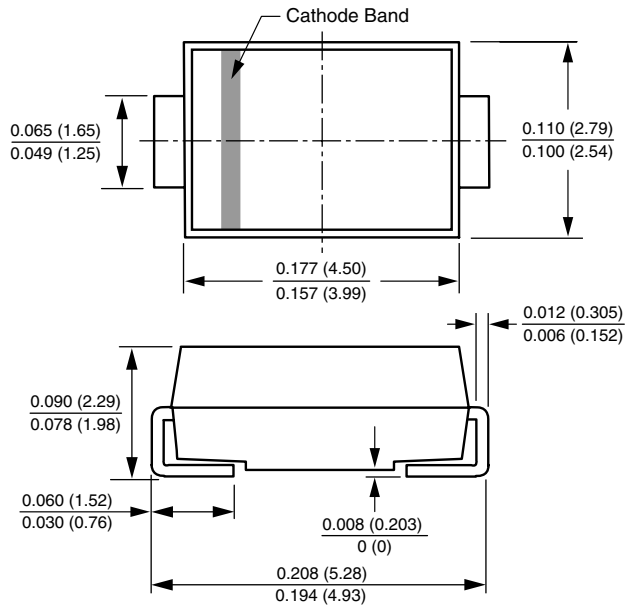
Part Number	Reverse Stand-off Voltage V _{RWM} (V)	Breakdown Voltage @I _T V _{BR} (V)		Test Current I _T (mA)	Maximum Clamping Voltage @I _{PP} V _C (V)	Maximum Peak Pulse Current I _{PP} (A)	Reverse Leakage @V _{RWM} I _R (μA)		Junction capacitance F = 1MHz, VR=0V (pF)	
	Max.	Min.	Max.				Typ.	Max.	Typ.	Max.
SVA04B6.5	6.5	7.22	8.30	10	11.2	40	500		2000	3000

Typical characteristics (T_A=25°C, unless otherwise noted)



Package outline dimensions (Unit: mm)

SMA



Mounting Pad Layout

