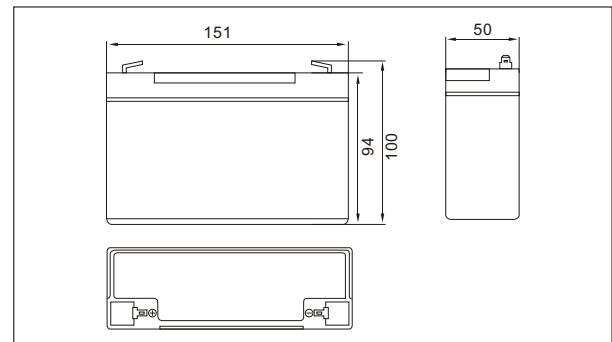
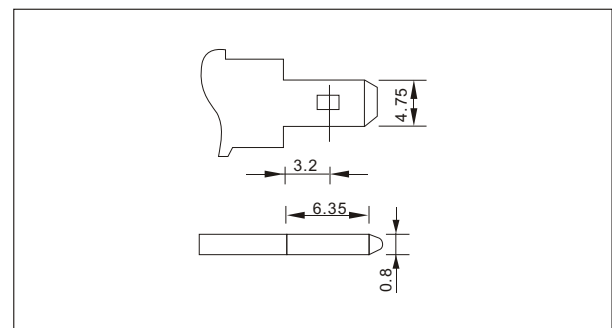




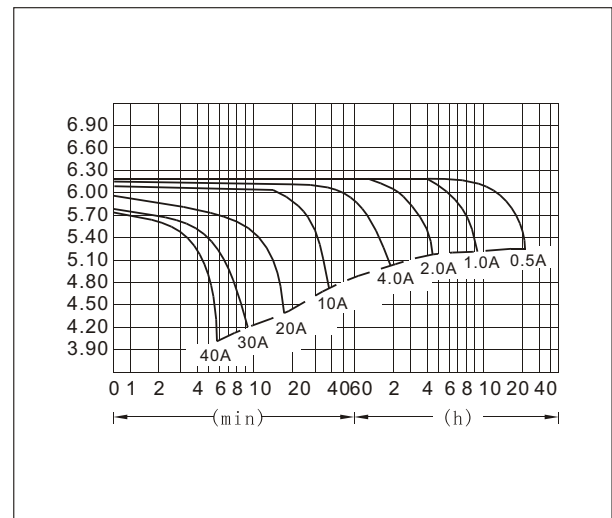
SW6100(6V10AH)



Nominal Voltage		6 V
Rated capacity (20 hour rate)		10 Ah
Dimensions	Total Height	100mm(3.94 inches)
	Height	94 mm(3.70 inches)
	Length	151 mm(5.94 inches)
	Width	50 mm(1.97 inches)
Weight Approx		1.8 Kg(3.97lbs)



Capacity 25°C(77°F)	20 hour rate(0.50A)	10.0 AH
	10 hour rate(0.92A)	9.20 AH
	5 hour rate(1.70A)	8.50 AH
	1 hour rate(6.00A)	6.00 AH
	1.5 hour discharge to 5.25 V	4.0 A
Internal Resistance	Full charged Battery at 25°C(77°F)	10 mΩ
Capacity affected by Temperature (20hour rate)	40°C(104°F)	102%
	25°C(77°F)	100%
	0°C(32°F)	85%
	-15°C(5°F)	65%
Self-Discharge at 25°C(77°F)	Capacity after 3 month storage	91%
	Capacity after 6 month storage	82%
	Capacity after 12 month storage	64%
Terminal		T1, T2
Charge (constant Voltage)	Cycle	Initial Charging Current less than 4.0A Voltage 7.05-7.20V
	Float	Voltage 6.75-6.90V



Time	5min	10min	15min	30min	1h	2h	3h	4h	5h	8h	10h	20h
4.80V	A	40.0	27.0	19.0	11.5	6.00	3.50	2.58	2.07	1.75	1.16	0.52
	W	212	143	101	61	34.6	20.3	14.9	12.0	10.1	6.7	3.00
5.10V	A	36.0	24.6	17.1	10.9	5.63	3.36	2.50	2.00	1.72	1.14	0.50
	W	200	136	95	61	32.5	19.4	14.5	11.6	10.0	6.6	2.92
5.25V	A	34.0	23.4	16.0	10.6	5.45	3.29	2.46	1.90	1.70	1.13	0.50
	W	193	133	91	60	31.5	19.1	14.2	11.0	9.9	6.5	2.90
5.40V	A	31.7	22.2	15.0	10.3	5.27	3.21	2.42	1.87	1.63	1.10	0.49
	W	184	129	87	60	30.6	18.7	14.1	10.9	9.5	6.3	2.83
5.55V	A	30.0	21.0	14.0	10.0	5.08	3.13	2.29	1.83	1.55	1.07	0.48
	W	179	125	83	59	30.2	18.5	13.6	10.8	9.3	6.0	2.81