



## product introduction

The SW75 Series features a stainless steel IP69K rated enclosure with sealed bolts and waterproof connector for applications in wash down and corrosive environments. The SW75 comes equipped with NPN and PNP signal input for strobe and offers a 0-10 VDC analog intensity control as well as a manual intensity control potentiometer. Six high current LED's are mounted to an aluminum back plate of which is mounted to the stainless steel enclosure for extra heat dissipation ability.



## product features



- IP69K Standards
- Stainless Steel 316 Housing
- Meets FDA Compliancy
- PNP and NPN Strobe input
- Continuous operation or Strobe mode
- Dimmable via built in potentiometer
- Analog intensity 0-10VDC signal
- Six, 1mm<sup>2</sup> Die High Current LEDs



## product specifications

<b>Electrical Input</b>	24 VDC +/- 5%
<b>Current</b>	Max. 400mA
<b>Wattage</b>	Max. 9.6W
<b>Strobe Input</b>	PNP ► +3VDC or greater to activate.   NPN ► GND (<1VDC) to activate
<b>PNP Line</b>	3.7mA @ 3VDC   6.2mA @ 5VDC   12.6mA @ 10VDC   30.4mA @ 24 VDC
<b>NPN Line</b>	22mA @ Common (0VDC)
<b>Continuous Mode</b>	Light will be in continuous mode by leaving signal on strobe input active
<b>Potentiometer</b>	Intensity control of 10% to 100% Clockwise increases intensity
<b>Analog Intensity</b>	The output is adjustable from 10 -100% of brightness by a 0 -10 VDC signal
<b>Connection</b>	5 pin M12 connector
<b>Ambient Temp.</b>	-20° - 50° C (-4° - 122° F)
<b>Lifespan</b>	100,000 hrs
<b>IP Rating</b>	IP69K
<b>Compliances</b>	CE and RoHS
<b>Weight</b>	~710g
<b>IEC 62471 Rating</b>	See page 4



## product number key

# SW75 – XXX – X\* —» Part Number Key

Product Family:  
Brick Light SW75

Color:  
470, 505,  
530, 625,  
850, 940 &  
WHI (White)

Lenses:  
W-Wide  
L-Line

\* Lights come standard with Narrow lenses

CE and RoHS Compliant



## warnings

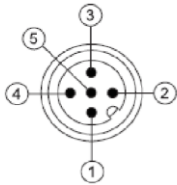


### Attention

Please note that the power requirements are up to 400mA at 24VDC. Failure to supply light with up to 400mA can result in non-repeatable lighting. Contact Smart Vision Lights for more information.



## wiring configuration



1 – 24V  
2 – NPN  
3 – GND  
4 – PNP  
5 – 0-10V

### Standard M12 mating cable color code:

BROWN  
WHITE  
BLUE  
BLACK  
\*GRAY (GREEN/YELLOW)

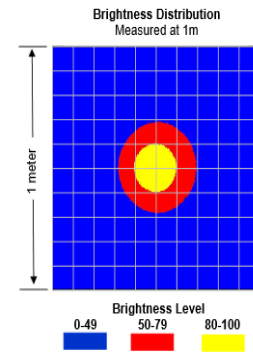
If Analog 0-10 VDC is not used to control light intensity;  
+VDC (24VDC) must be connected to Analog Input - Jumper pin 5 to pin 1

PIN	Wire Color	Function	Signal
1	BROWN	Power	+24 VDC
2	WHITE	NPN Strobe	GND for Active ON
3	BLUE	Ground	GND
4	BLACK	PNP Strobe	4VDC to 30VDC for Active ON
5	GREEN	Analog Intensity Control	0-10 VDC



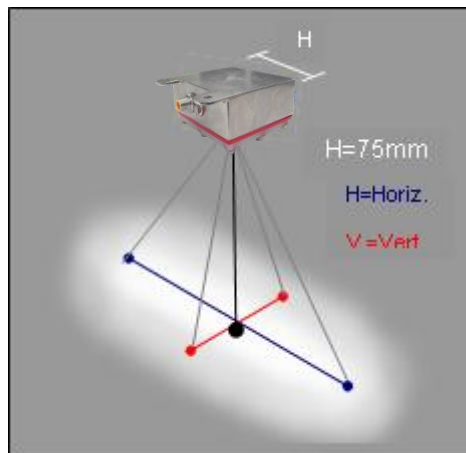
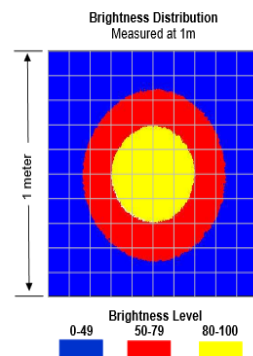
### SW75-XXX

Working Distance mm (inches)	Pattern (80%-100% measured intensity) mm (Inches)
.5m (19.7")	100mm (~4") D
1m (39.4")	200mm(~8") D
1.5m (59")	300mm(~12") D
Typical output performance	
Distance = .5 meter	Illumination (Lux) 9600
<i>Illumination measurement taken on White Lights – 6500K</i>	



### SW75-XXX-W

Working Distance mm (inches)	Pattern (80%-100% measured intensity) mm (Inches)
.5m (19.7")	210mm(~6") D
1m (39.4")	425mm(~17") D
1.5m (59")	650mm(~22") D
Typical output performance	
Distance = .5 meter	Illumination (Lux) 6300
<i>Illumination measurement taken on White Lights – 6500K</i>	





## identification



5 Pin M12 Power Input

Manual Intensity Control



**15m Stainless Steel Cable**  
Available



## risk group

According to IEC 62471:2006. Full documentation upon request.

### Notice

**Exempt Group:** No photo biological hazard to eyes or skin even for continuous, unrestricted use.  
Applicable for wavelengths: 625, 850, and 940.

### Caution

**Risk Group 1:** Possibly hazardous optical radiation emitted from this product. Do not stare at operating lamp. May be harmful to eye. Safe for most applications except prolonged exposures.  
Applicable for wavelengths: 470, 505, 530, and WHI.