


Features

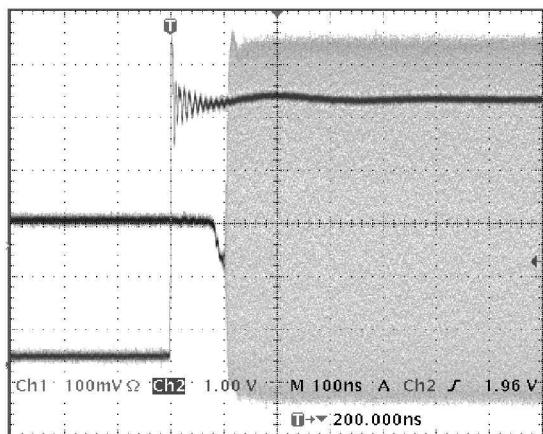
- Compact metal package
- Low insertion Loss. High isolation
- Fast switching speed
- Removable SMA Connectors
- Operating temperature range: -45°C ~ +85°C



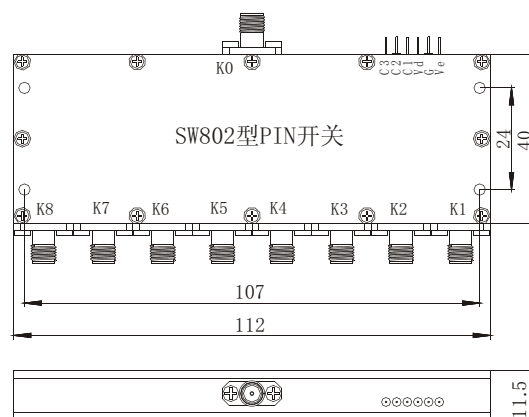
Specifications (V_{cc}=+5V, V_{ee}=-5V)

Parameter	Frequency range (GHz)	Insertion loss (dB) Typ/Max	VSWR Typ	Isolation (dB) Typ/Min	Switching Speed (dB)	Notes
SWB801	0.5~2	1.0/1.5	1.5	70/65	120	Reflective
SWB801B	0.5~2	1.2/1.8	1.5	70/65	120	Absorptive
SWB802	1~4	1.5/2.0	1.7	70/65	120	Reflective
SWB802B	1~4	1.8/2.3	1.7	70/65	120	Absorptive
SWB803	2~8	2.0/2.5	2.0	65/60	120	Reflective
SWB803B	2~8	2.5/2.8	2.0	65/60	120	Absorptive
SWB804	2~12	3.0/3.5	2.0	65/60	120	Reflective
SWB805	2~18	4.0/5.0	2.0	60/55	120	Reflective

Switching Time



Outline Drawing



Application Notes:

1. Supply power: +5V@180mA/-5V@60mA
2. High power to 1w (cw)
3. Logic input high (2.5~5V, 1mA Max): on
Logic input Low (0~0.6V, 3mA Max): off
4. Higher isolation, specified outline drawing and opposite control logic are available
5. Do not cure the lead unduly. Exceed Soldering time (10 second at 280°C) may cause permanent damage
6. 1uF electrolytic capacitance and 0.01~0.1uF chip Capacitance are recommended on the power port to filter the interference