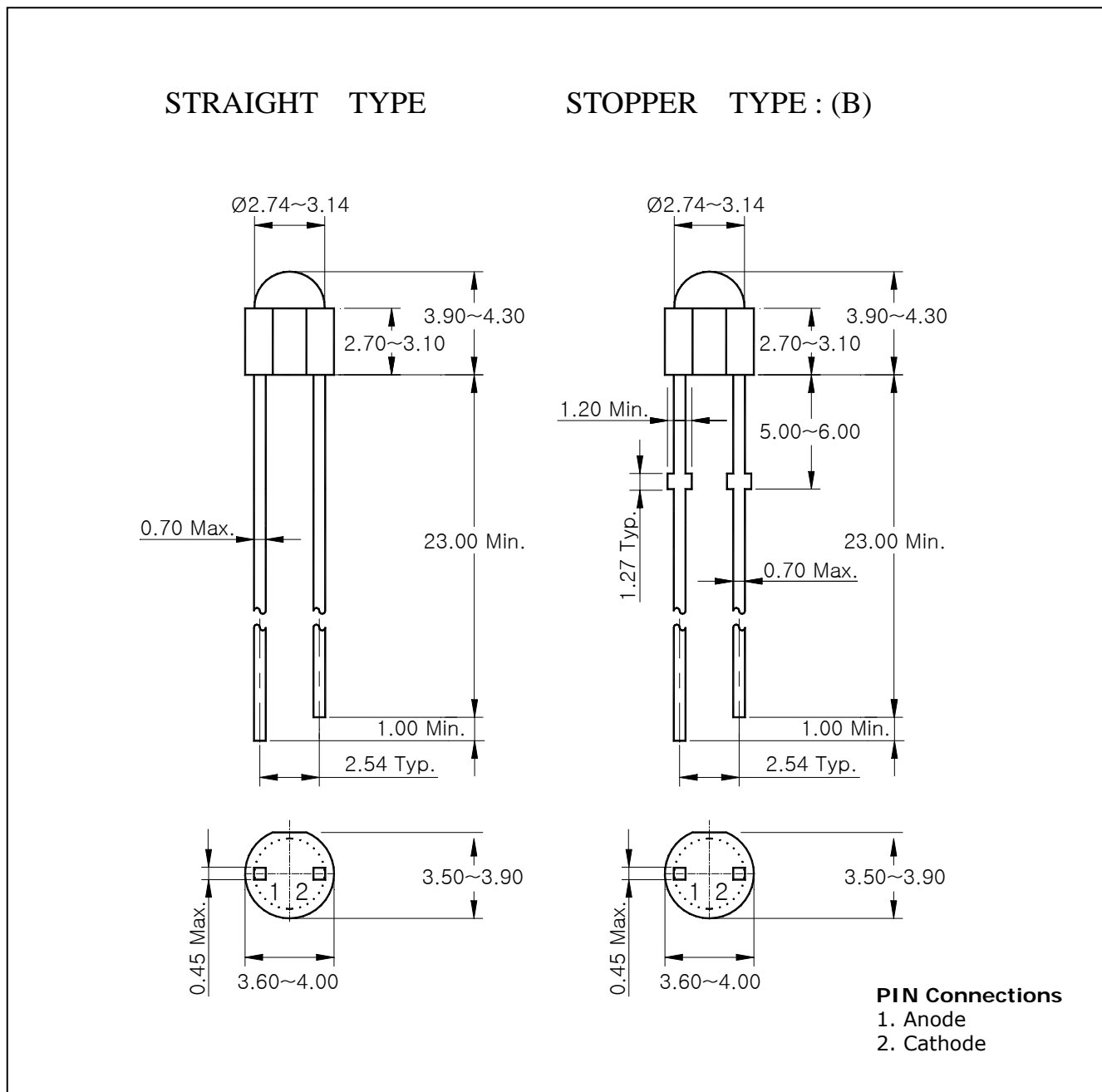


**Features**

- Yellow colored transparency lens type
- $\phi 3\text{mm}$ (T-1) all plastic mold type
- Wide viewing angle
- Low power consumption

**Outline Dimensions**

**unit : mm**



# SY3418-E / SY3418-E(B)

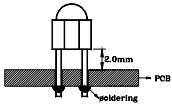
## Absolute Maximum Ratings

(Ta=25°C)

Characteristic	Symbol	Rating	Unit
Power dissipation	$P_D$	75	mW
Forward current	$I_F$	30	mA
*1 Peak forward current	$I_{FP}$	50	mA
Reverse voltage	$V_R$	4	V
Operating temperature range	$T_{opr}$	-25~85	°C
Storage temperature range	$T_{stg}$	-30~100	°C
*2 Soldering temperature	$T_{sol}$	260°C for 10 seconds	

\*1. Duty ratio = 1/16, Pulse width = 0.1ms

\*2. Keep the distance more than 2.0mm from PCB to the bottom of LED package



## Electrical / Optical Characteristics

(Ta=25°C)

Characteristic	Symbol	Test Condition	Min.	Typ.	Max.	Unit
Forward voltage	$V_F$	$I_F=20\text{mA}$	-	2.1	2.5	V
*3 Luminous intensity	$I_V$	$I_F=20\text{mA}$	155	-	520	mcd
*4 L Dominant wavelength	$\lambda_D$	$I_F=20\text{mA}$	587	593	600	nm
Spectrum bandwidth	$\Delta\lambda$	$I_F=20\text{mA}$	-	30	-	nm
Reverse current	$I_R$	$V_R=4\text{V}$	-	-	10	uA
*5 Half angle	$\theta_{1/2}$	$I_F=20\text{mA}$	-	$\pm 45$	-	deg

\*3. Luminous intensity maximum tolerance for each grade classification limit is  $\pm 18\%$

\*4. Dominant wavelength maximum tolerance for each grade classification limit is  $\pm 2\text{nm}$

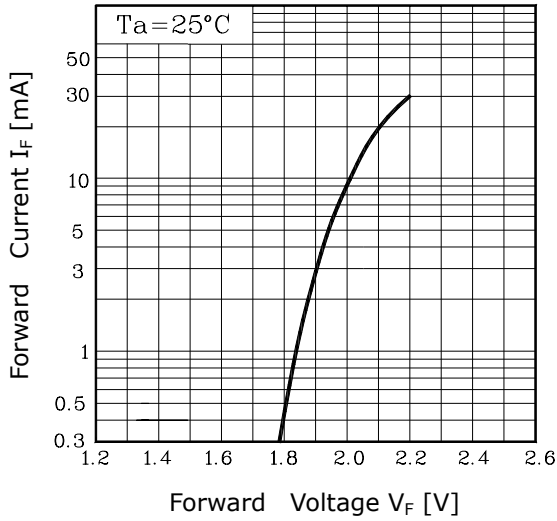
\*5.  $\theta_{1/2}$  is the off-axis angle where the luminous intensity is 1/2 the peak intensity

\*4. Luminous Intensity Classification

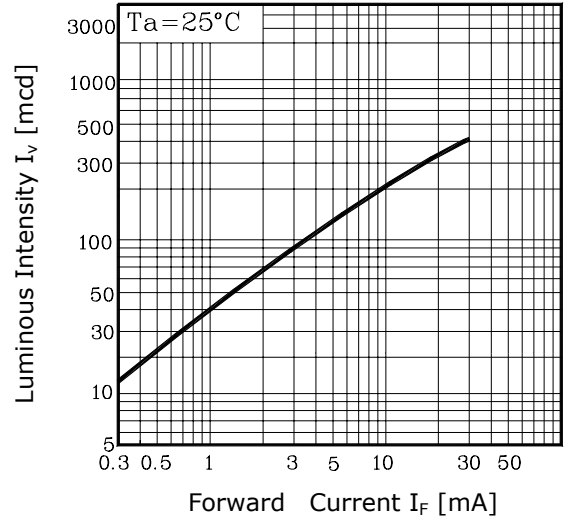
M	N	O
155 ~ 230	230 ~ 350	350 ~ 520

**Characteristic Diagrams**

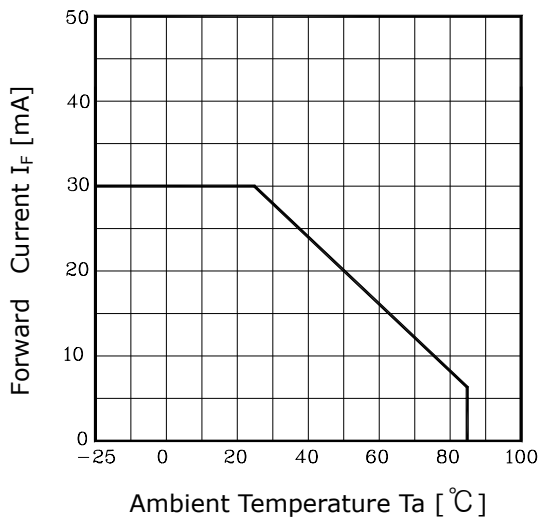
**Fig. 1  $I_F - V_F$**



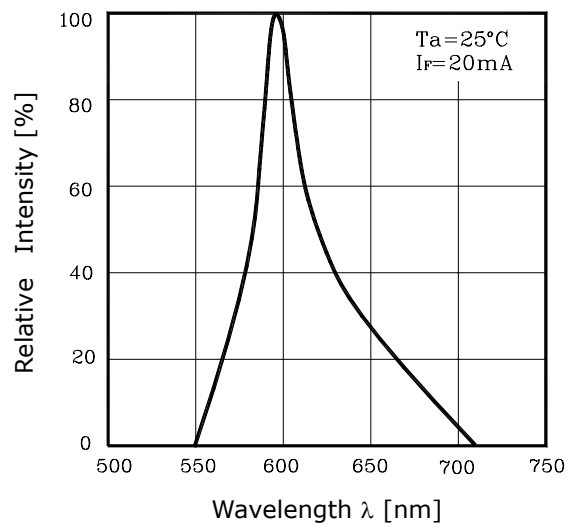
**Fig. 2  $I_V - I_F$**



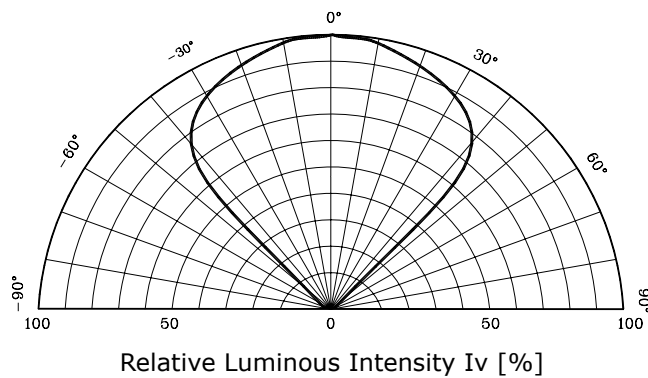
**Fig. 3  $I_F - T_a$**



**Fig.4 Spectrum Distribution**



**Fig. 5 Radiation Diagram**



**The AUK Corp. products are intended for the use as components in general electronic equipment (Office and communication equipment, measuring equipment, home appliance, etc.).**

**Please make sure that you consult with us before you use these AUK Corp. products in equipments which require high quality and / or reliability, and in equipments which could have major impact to the welfare of human life(atomic energy control, airplane, spaceship, transportation, combustion control, all types of safety device, etc.). AUK Corp. cannot accept liability to any damage which may occur in case these AUK Corp. products were used in the mentioned equipments without prior consultation with AUK Corp..**

**Specifications mentioned in this publication are subject to change without notice.**