

Features

- Transient protection for high-speed data lines
IEC 61000-4-2 (ESD) $\pm 20\text{kV}$ (Air)
 $\pm 20\text{kV}$ (Contact)
IEC 61000-4-5 (Surge) 4A (8/20 μs)
- For 5V and below operating voltage
- Small package: DFN1.6*1.0-6L
- Protects two data lines
- Low Cap: 0.3pF Typ. (I/O-I/O)
0.6pF Typ. (I/O-GND)
- Low leakage current: 0.1 μA @ V_{RWM} (Typ.)
- Low clamping voltage
- Each I/O pin can withstand over 1000 ESD strikes for $\pm 8\text{kV}$ contact discharge

Description

SYT03S05SIC is an ultra-low capacitance Transient Voltage Suppressor (TVS) designed to provide electrostatic discharge (ESD) protection for high-speed data interfaces. With typical capacitance of 0.3pF(I/O-I/O) only, SYT03S05SIC is designed to protect parasitic-sensitive systems against over-voltage and over-current transient events. It complies with IEC 61000-4-2 (ESD), ($\pm 20\text{kV}$ air, $\pm 20\text{kV}$ contact discharge), IEC 61000-4-5 (Surge) (4A, 8/20 μs), etc.

SYT03S05SIC uses small DFN1.6*1.0-6L package. Each SYT03S05SIC device can protect two high-speed data lines. The combined features of low capacitance, small size and high ESD robustness make SYT03S05SIC ideal for high-speed data ports and high-frequency lines (e.g., USB2.0 & DVI) applications. The low clamping voltage of the SYT03S05SIC guarantees a minimum stress on the protected IC.

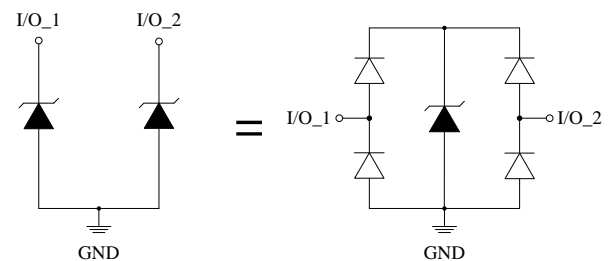
Applications

- Serial ATA
- PCI Express
- Desktops, Servers and Notebooks
- MDDI Ports
- USB2.0 Power and Data Line Protection
- Display Ports
- Digital Visual Interfaces (DVI)

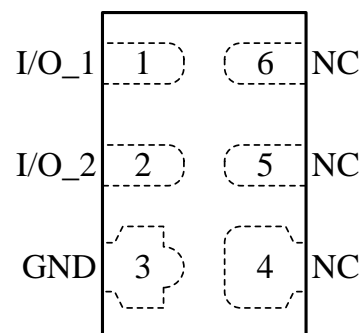
Mechanical Characteristics

- DFN1.6*1.0-6L package
- Flammability Rating: UL 94V-0
- Marking: Part number, Date
- Packaging: Tape and Reel

Circuit Diagram



Pin Configuration



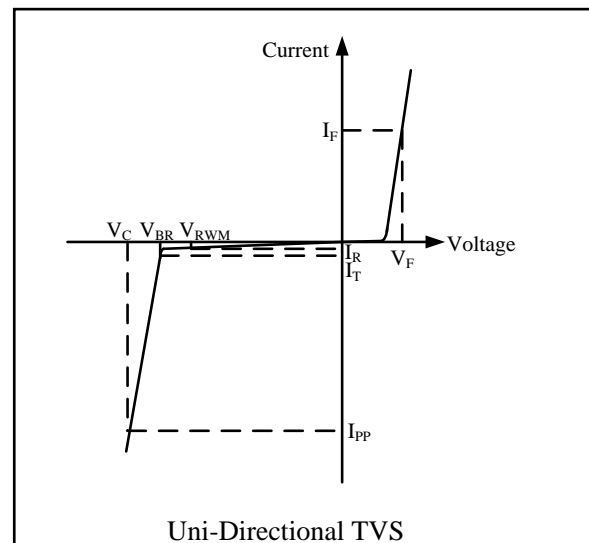
DFN1.6*1.0-6L
(Top View)

Absolute Maximum Rating

Symbol	Parameter	Value	Units
V_{ESD}	ESD per IEC 61000-4-2 (Air)	± 20	kV
	ESD per IEC 61000-4-2 (Contact)	± 20	
I_{PP}	Maximum Peak Pulse Current (8/20 μ s)	4	A
T_{OPT}	Operating Temperature	-40/+125	$^{\circ}$ C
T_{STG}	Storage Temperature	-55/+150	$^{\circ}$ C

Electrical Characteristics (T = 25 $^{\circ}$ C)

Symbol	Parameter
V_{RWM}	Nominal Reverse Working Voltage
I_R	Reverse Leakage Current @ V_{RWM}
V_{BR}	Reverse Breakdown Voltage @ I_T
I_T	Test Current for Reverse Breakdown
V_C	Clamping Voltage @ I_{PP}
I_{PP}	Maximum Peak Pulse Current
C_{ESD}	Parasitic Capacitance
V_R	Reverse Voltage
f	Small Signal Frequency
I_F	Forward Current
V_F	Forward Voltage @ I_F



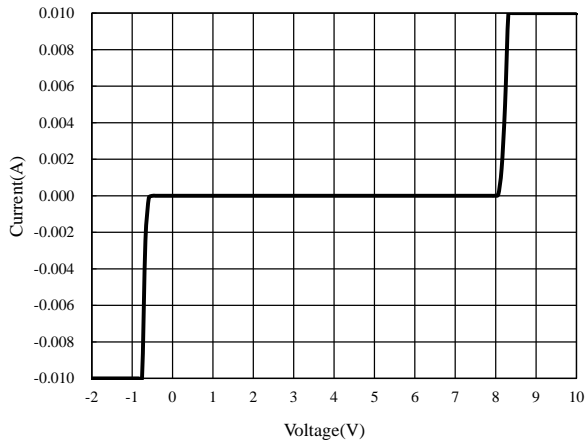
Symbol	Test Condition	Minimum	Typical	Maximum	Units
V_{RWM}				5.0	V
I_R	$V_{RWM} = 5V$, from I/O to GND		0.1	1	μ A
V_{BR}	$I_T = 1mA$, from I/O to GND	6		11	V
V_F	$I_F = 1mA$, from GND to I/O	0.4		1.2	V
V_C^1	$I_{PP} = 4A$, $t_p = 8/20\mu s$, from I/O to GND		12		V
V_C^1	$I_{PP} = 16A$, $t_p = 10/100ns$, from I/O to GND		14		V
$R_{DYN}^{1,2}$	$t_p = 10/100ns$, from I/O to GND		0.4		Ω
C_{ESD}^1	$V_R = 0V$, $f = 1MHz$, Between I/O and GND		0.6	0.8	pF
C_{ESD}^1	$V_R = 0V$, $f = 1MHz$, Between I/O and I/O		0.3	0.4	pF

NOTES

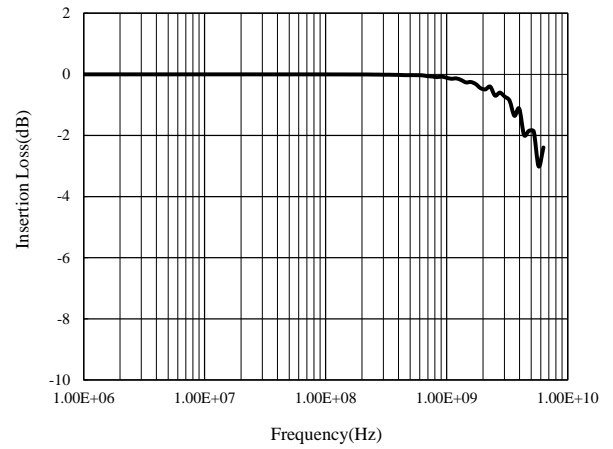
¹Guaranteed by design and no subject to production test.

² R_{DYN} calculated based on $I_{PP}=8A$ to $I_{PP}=16A$, $t_p = 10/100ns$.

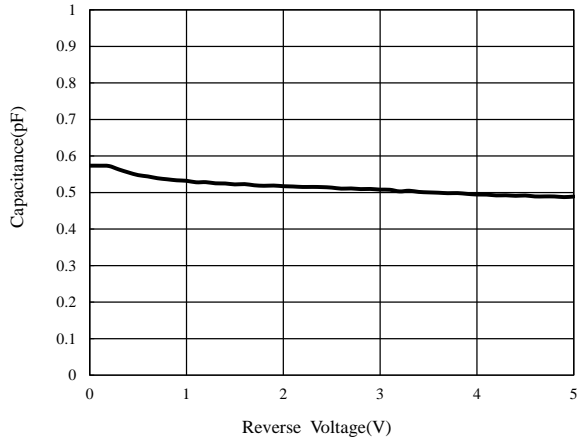
Voltage Sweeping of I/O to GND



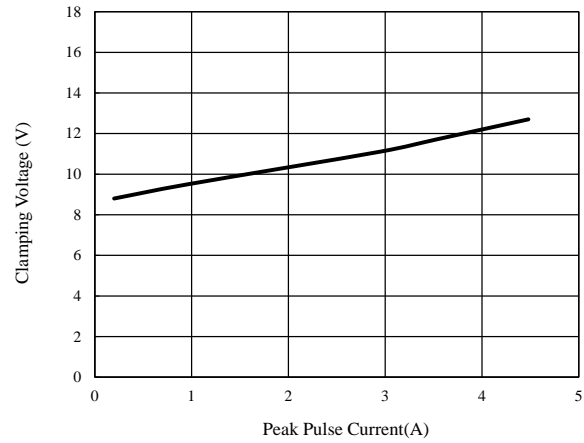
Insertion Loss S21 of I/O to GND



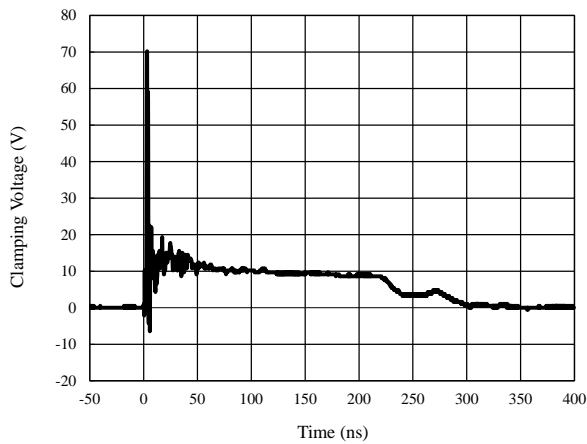
**Capacitance vs. Voltage
- I/O to GND**



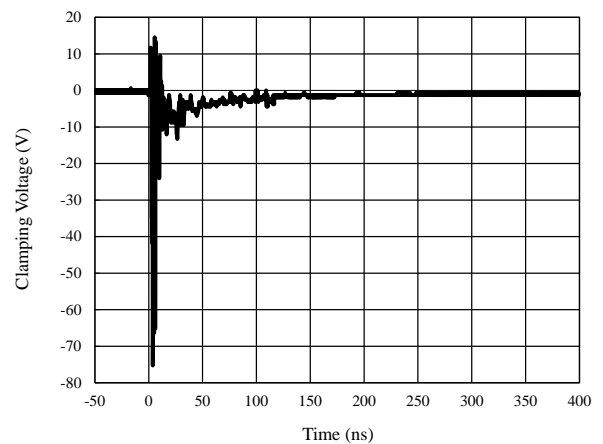
**Clamping Voltage vs. Peak Pulse Current
(8/20μs)**



**ESD Clamping of I/O to GND
(+8kV Contact per IEC 61000-4-2)**

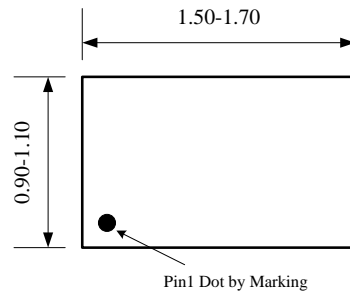


**ESD Clamping of I/O to GND
(-8kV Contact per IEC 61000-4-2)**

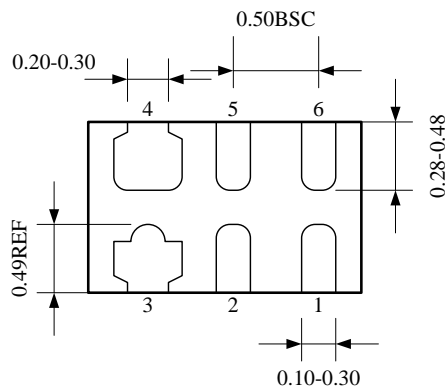


Package Outline

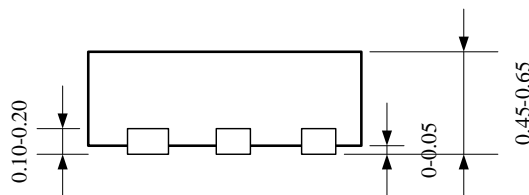
- DFN1.6*1.0-6L package



TOP VIEW

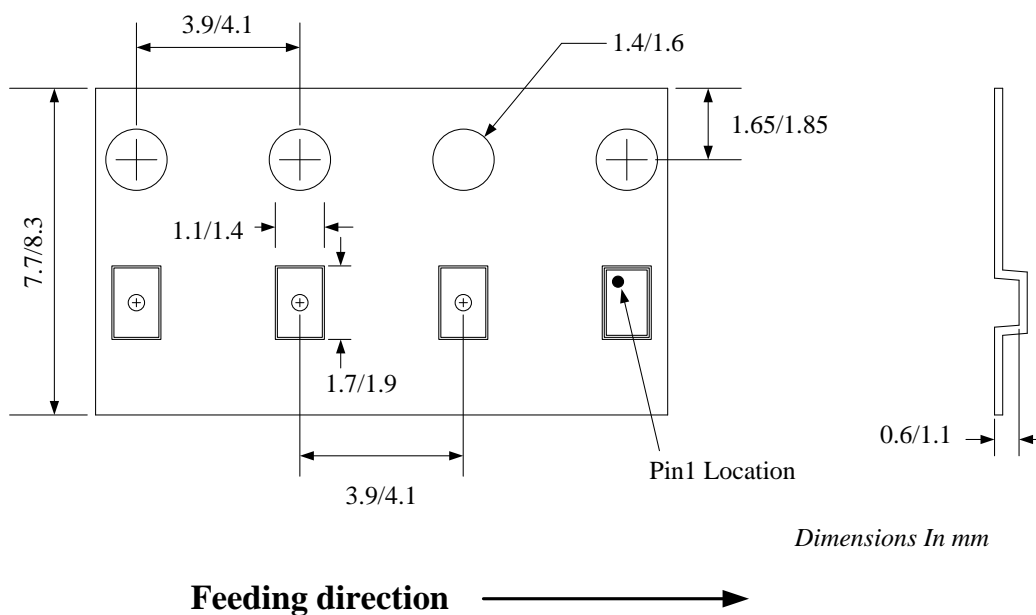


BOTTOM VIEW



Notes: All dimension in mm and exclude mold flash & metal burr

Tape and Reel Specification



Package types	Tape width (mm)	Pocket pitch(mm)	Reel size (Inch)	Trailer * length(mm)	Leader * length (mm)	Qty per reel (pcs)
DFN1.6*1.0-6L	8	4	7"	400	400	3000

Marking Codes



Note:

- (1) "J" is the device marking, fixed.
- (2) "YWA" is date code.

Ordering Information

Part Number	Package	Quantity Per Reel	Reel Size
SYT03S05SIC	DFN1.6*1.0-6L	3,000	7 Inch