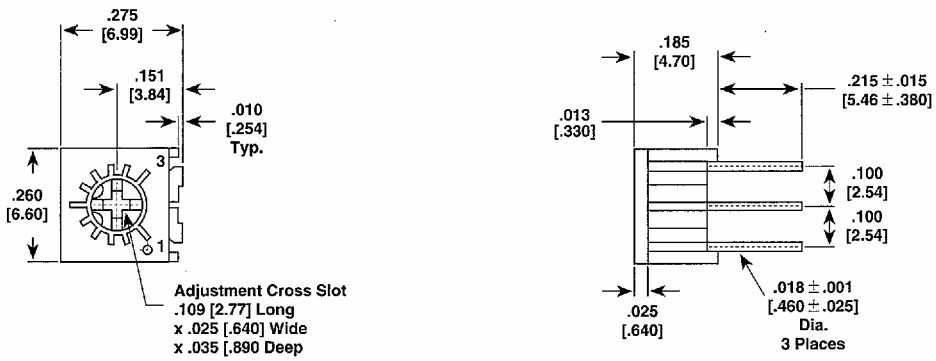


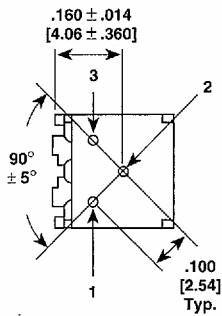
MODEL T70

DIMENSIONAL CONFIGURATIONS [Shown in inches. Numbers in brackets indicate millimeters] (Third Angle Projection)

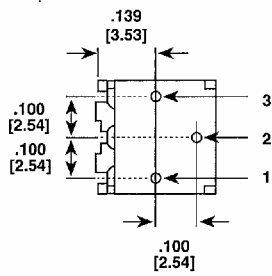
**Common Dimensions
Top Adjust**



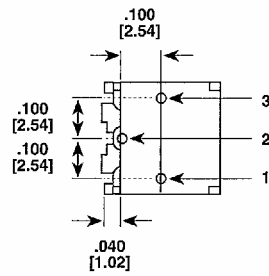
T70YB



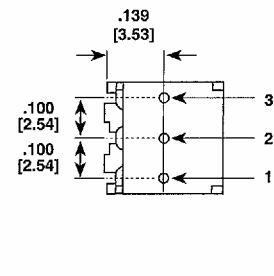
T70YE



T70YP



T70YU



Note: All tolerances are ± .010" [0.25mm] unless otherwise specified. Common dimensions unless otherwise specified.

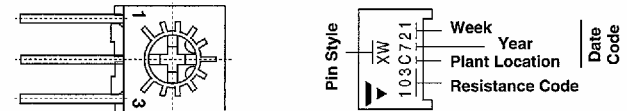
STANDARD RESISTANCE TABLE

Resistance (Ohms)	Resistance Code	Resistance (Ohms)	Resistance Code
10	100	20,000	203
20	200	25,000	253
50	500	50,000	503
100	101	100,000	104
200	201	200,000	204
500	501	250,000	254
1,000	102	500,000	504
2,000	202	1,000,000	105
5,000	502	2,000,000	205
10,000	103		

Note: Special resistances available.

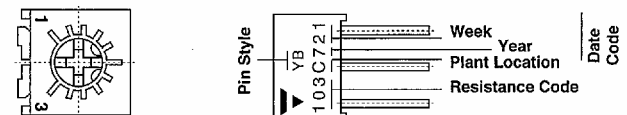
PART MARKING

Side Adjust



Note: Terminal Pin Marking is reversed for the "XX" style.

Top Adjust



- Manufacturer's trademark
- Resistance code
- Manufacturer's pin style
- Date code
- Terminal 1 and 3 designator

HOW TO ORDER

T70	XX	502	D06
MODEL	PIN STYLE	RESISTANCE CODE	PACKAGING ORDER CODE

PACKAGING

Standard for all pin styles:
Tubes @ 50 pieces, Order Code = D06.

Optional Tape and Reel,
T70XW @ 1000 pieces, Order Code = RF5.
T70YU @ 750 pieces, Order Code = RF4.

Optional Ammo Pak,
T70XW @ 1000 pieces, Order Code = K29.
T70YU @ 750 pieces, Order Code = K28.

NOTE: SPECIFICATIONS ARE SUBJECT TO CHANGE WITHOUT NOTICE.