



TAI-SAW TECHNOLOGY CO., LTD.

No. 3, Industrial 2nd Rd., Ping-Chen Industrial District,
Taoyuan, 324, Taiwan, R.O.C.

TEL: 886-3-4690038 FAX: 886-3-4697532

E-mail: tstsales@mail.taisaw.com Web: www.taisaw.com

Approval Sheet For Product Specification

Issued Date: 2004/07/30

Product Name: SAW Filter 163 MHz

TST Parts No.: TA0168A

Customer Parts No.:

Company: _____
Division: _____
Approved by : _____
Date: _____

Checked by: _____ Asin Lin

Approval by: _____ Francis Chen

Date: _____ 2004/07/30



TAI-SAW TECHNOLOGY CO., LTD.

No. 3, Industrial 2nd Rd., Ping-Chen Industrial District,
Taoyuan, 324, Taiwan, R.O.C.

TEL: 886-3-4690038 FAX: 886-3-4697532

E-mail: tstsales@mail.taisaw.com Web: www.taisaw.com

SAW Filter 163 MHz

MODEL NO.: TA0168A

Rev. No.:2

A. MAXIMUM RATING:

1. Input Power Level: 0 dB_m
2. DC voltage: 10 V
3. Operating Temperature: -10°C to +50°C
4. Storage Temperature: -40°C to +85°C

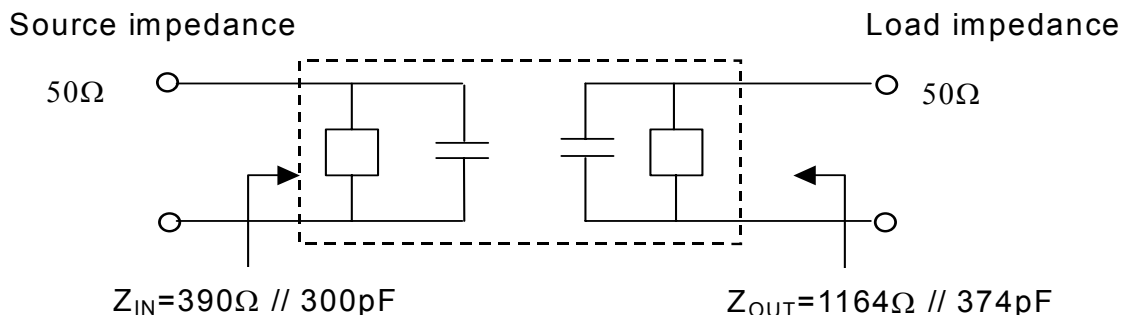
RoHS Compliant
Lead free
Lead-free soldering

B. ELECTRICAL SPECIFICATION:

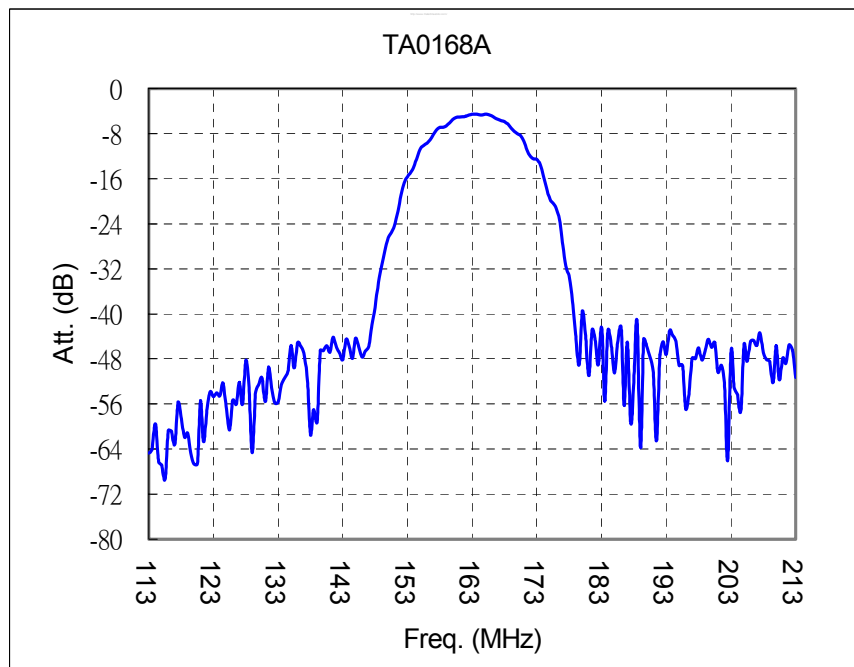
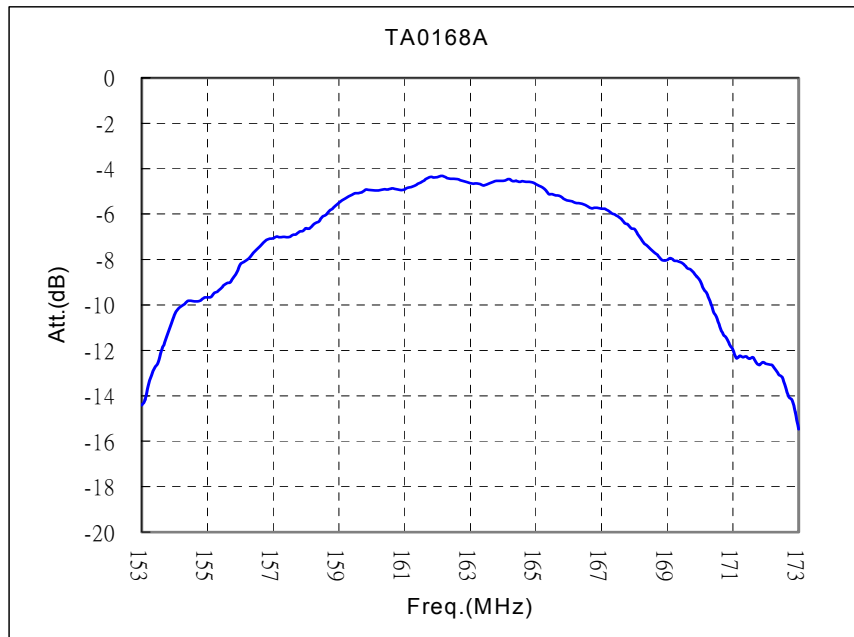
Characteristics	Specification	Note
Center frequency, F_c (MHz)	163	1
Insertion Loss, I.L. (Within $F_c \pm 4$ MHz) (dB)	6.5 Max.	1
Amplitude Ripple, A.R. (Within $F_c \pm 4$ MHz) (dB)	2.1 Max.	
Attenuation: (Reference level from 0 dB) (dB)		
$F_c - 100$ MHz to -38.8 MHz (dB)	50 Min.	1
$F_c + 38.8$ MHz to $+ 100$ MHz (dB)	42 Min.	
Impedance at F_c ; Input $Z_{IN} = R_{IN} // C_{IN}$	390 Ω // 300 pF	2
Output $Z_{OUT} = R_{OUT} // C_{OUT}$	1164 Ω // 374 pF	2

Note1. The standard definitions is in JIS C 6703

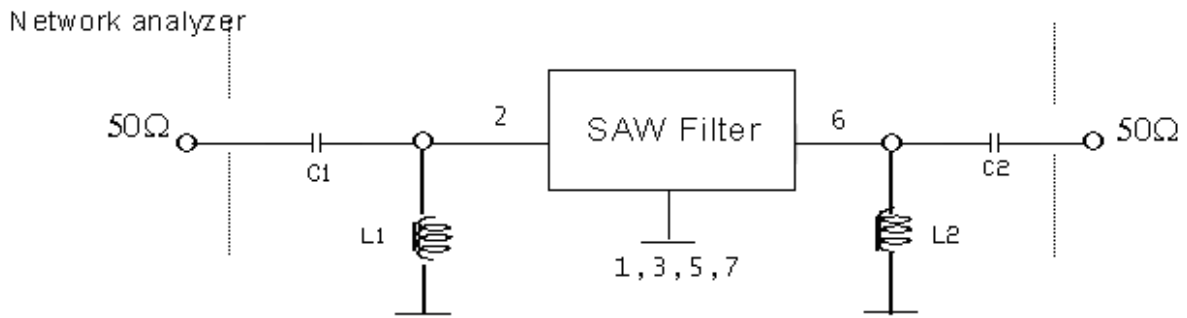
Note2.



C.FREQUENCY CHRACTERISTICS:

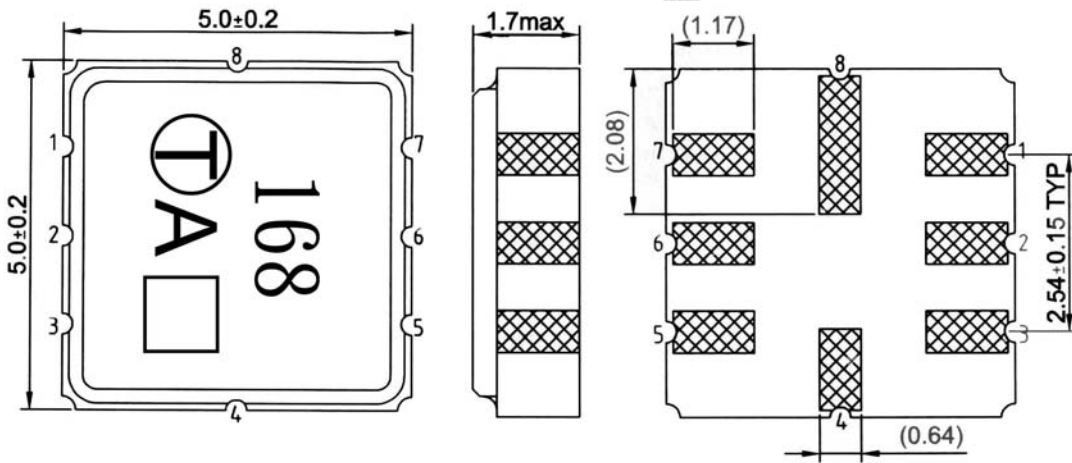


D. MEASUREMENT CIRCUIT:



C1 = 12 pF L1 = 47 nH
 C2 = 8 pF L2 = 47 nH

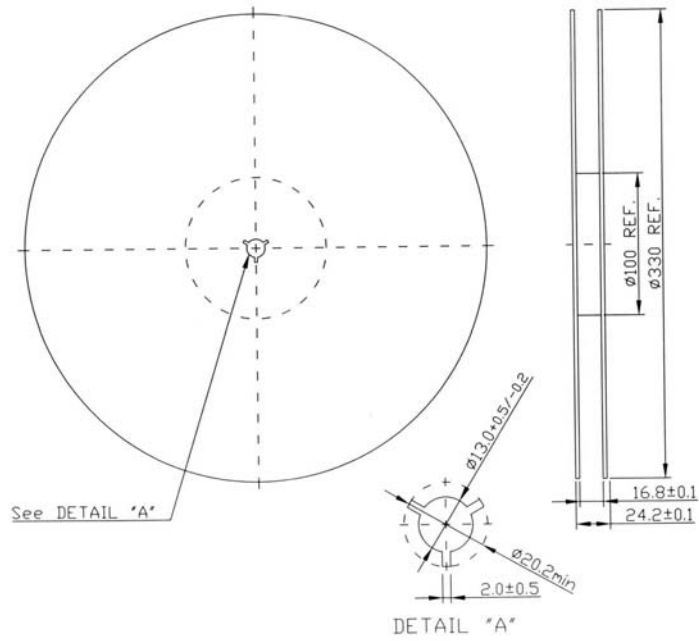
E. OUTLINE DRAWING:



#2 : Input or Output
 #6 : Output or Input
 #4、8 : Case Ground
 #1、3、5、7 : Ground
 □ : Date code
 Unit : mm

F. PACKING:

1. REEL DIMENSION



2. TAPE DIMENSION

