



TAI-SAW TECHNOLOGY CO., LTD.

No. 3, Industrial 2nd Rd., Ping-Chen Industrial District,
Taoyuan, 324, Taiwan, R.O.C.

TEL: 886-3-4690038 FAX: 886-3-4697532
E-mail: tstsales@mail.taisaw.com Web: www.taisaw.com

Approval Sheet For Product Specification

Issued Date:

Product Name: SAW Filter 315MHz SMD5X5mm

TST Parts No.: TA0209A

Customer Parts No.: _____

Company: _____
Division: _____
Approved by : _____
Date: _____

Checked by: Jacky Huang

Approval by: Francis Chen

Date: 2004/9/10



TAI-SAW TECHNOLOGY CO., LTD.

No. 3, Industrial 2nd Rd., Ping-Chen Industrial District,
Taoyuan, 324, Taiwan, R.O.C.

TEL: 886-3-4690038 FAX: 886-3-4697532

E-mail: tstsales@mail.taisaw.com Web: www.taisaw.com

SAW Filter 315 MHz

MODEL NO.: TA0209A

REV. NO.:4

A. MAXIMUM RATING:

1. Input Power Level: 10 dBm
2. DC voltage: 12 V
3. Operating Temperature: -40°C to +105°C
4. Storage Temperature: -40°C to +105°C

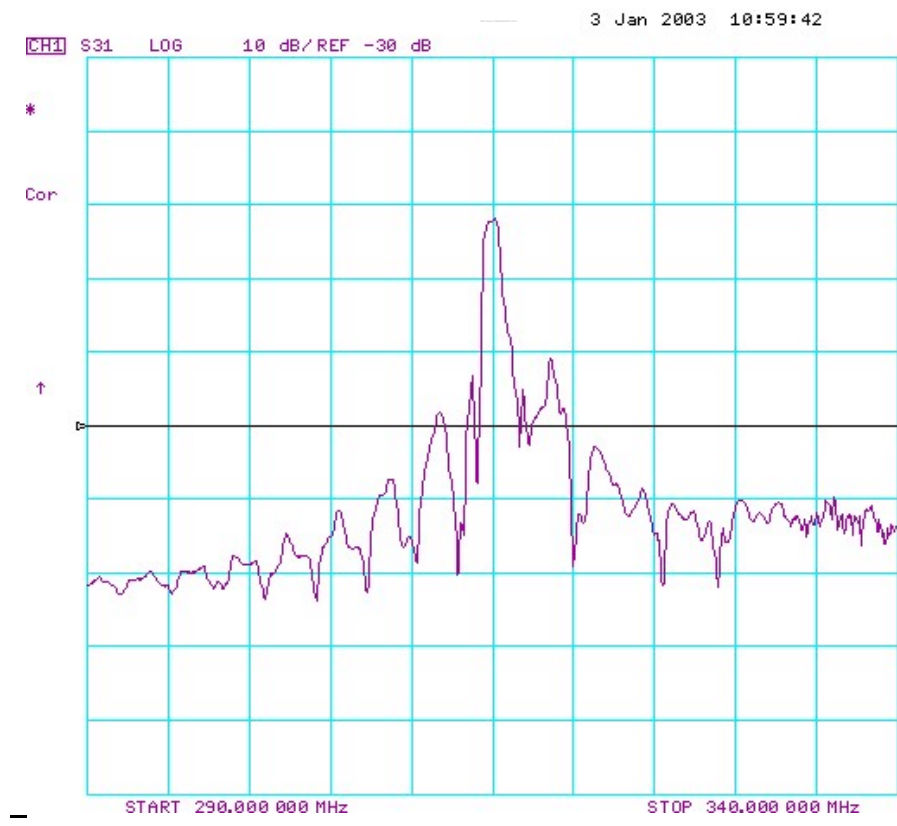
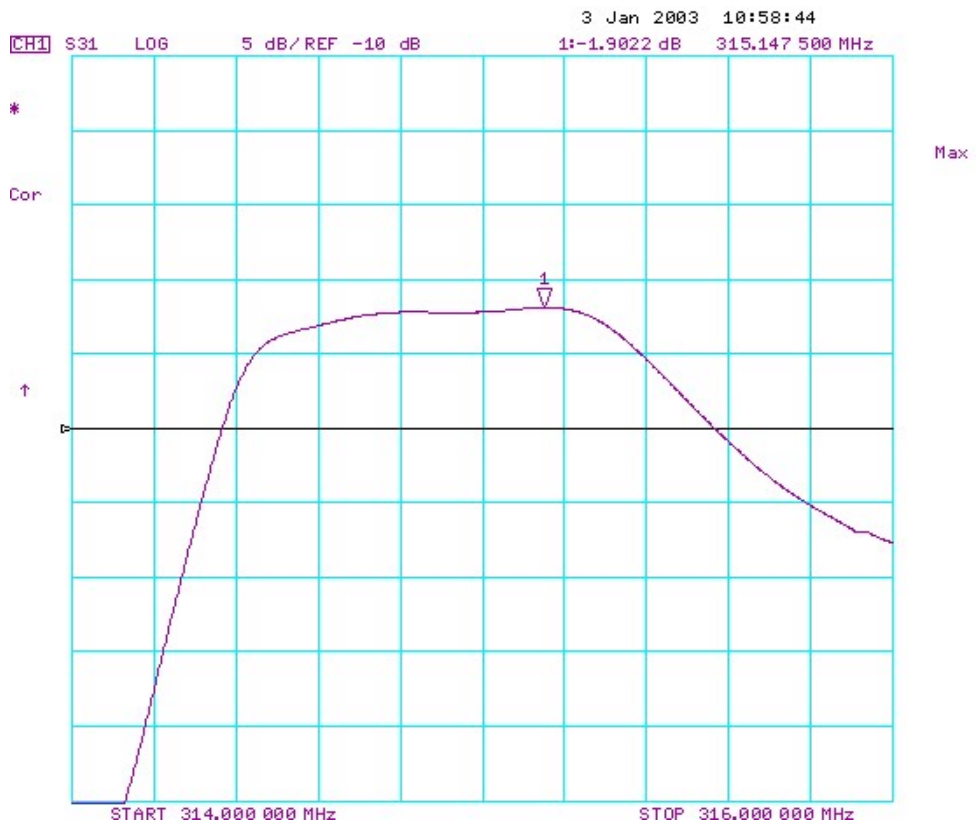
RoHS Compliant
Lead free
Lead-free soldering

B. ELECTRICAL CHARACTERISTICS:

Item	Min.	Typ.	Max.	Note
Center frequency F_c (MHz)	-	315	-	1
Minimum I.L. (314.82~315.22 MHz) (dB) IL_{min}	-	2.0	4.0	
Pass band (relative to IL_{min})				
314.77~315.2 MHz (dB)	-	1.5	3.0	1
314.71~315.26 MHz (dB)	-	2.0	6.0	
Pass bandwidth (relative to IL_{min}) BW_3 (KHz)	800	920	-	
Attenuation:(relative to IL_{min}) (dB)				
10~270 MHz (dB)	45	55	-	1
270~309 MHz (dB)	30	35	-	
309~313.94 MHz (dB)	15	20	-	
316~335 MHz (dB)	10	15	-	
335~400 MHz (dB)	35	45	-	
400~1000 MHz (dB)	45	55	-	
Impedance at F_c ; Input $Z_{IN}=R_{IN}/C_{IN}$ Output $Z_{OUT}=R_{OUT}/C_{OUT}$	344Ω // 4.9 pF 344Ω // 4.9 pF			
Turnover To (deg.C)	25 typ.			

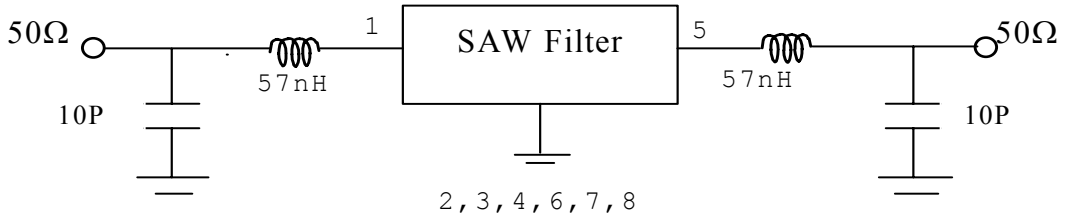
Note1. The standard definitions is in JIS C 6703

C.FREQUENCY CHARACTERISTICS:



D. MEASUREMENT CIRCUIT:

HP Network analyzer



E. OUTLINE DRAWING:

