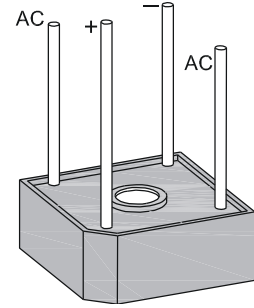


10A Glass Passivated Bridge Rectifier

Features

- High current capability
- High case dielectric strength
- High surge current capability
- Idea for PCB application
- RoHS Compliant



MP10



Mechanical Data

Case:	Molded plastic with Heatsink
Epoxy:	Meets UL 94V-0 flammability rating
Terminals:	Lead solderable per MIL-STD-202 method 208
Polarity:	Marked on case
Weight:	5.4 grams

Maximum Ratings & Electrical Characteristics ($T_{Ambient}=25^{\circ}C$ unless noted)

Symbol	Description	TB100 5G	TB101 G	TB102 G	TB104 G	TB106 G	TB108 G	TB1010 G	Unit	Conditions
V_{RRM}	Maximum Repetitive Peak Reverse Voltage	50	100	200	400	600	800	1000	V	
V_{RMS}	Maximum RMS Voltage	35	70	140	280	420	560	700	V	
V_{DC}	Maximum DC Blocking Voltage	50	100	200	400	600	800	1000	V	
I_{O(AV)}	Maximum Average Forward Rectified Current	10							A	TC = 95 °C Note2
I_{FSM}	Peak Forward Surge Current	300							A	Note1
V_F	Maximum Forward Voltage	1.1							V	I _O =7.5A
I_R	Maximum Reverse Current at Rated DC Blocking Voltage per element	10							uA	TA = 25 °C
		1000								TA =125 °C

10A Glass Passivated Bridge Rectifier

TB1005G - TB1010G

Symbol	Description	TB100 5G	TB101 G	TB102 G	TB104 G	TB106 G	TB108 G	TB1010 G	Unit	Conditions
C_j	Typical Junction Capacitance	180							pF	Note3
R_{θJA}	Typical thermal resistance, Junction to Ambient	8.0							°C/W	Note2
T_J	Operating Temperature Range	-55 to +150							°C	
T_{STG}	Storage Temperature Range	-55 to +150							°C	

NOTES:

1. 8.3 ms single half sine-wave superimposed on rated load (JEDEC Method)
2. Unit Mounted on metal chassis.
3. Measured at 1.0MHz and applied reverse voltage of 4.0VDC

Typical Characteristics Curves

Fig.1- Derating Curve for Output Rectified Current

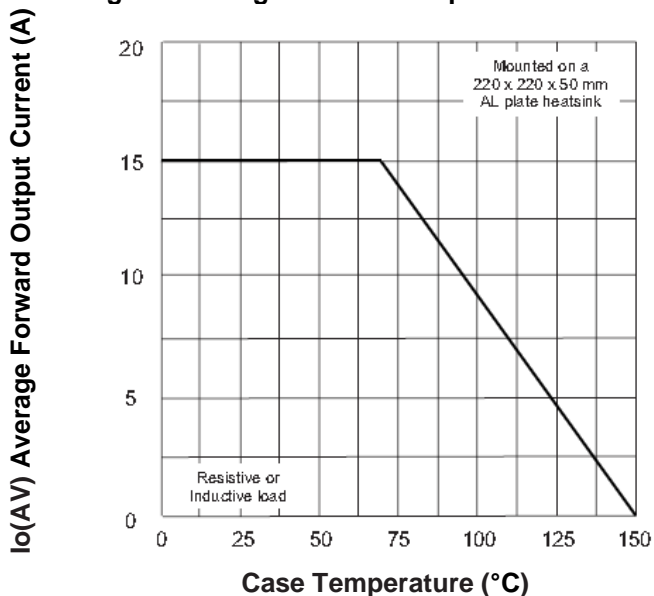
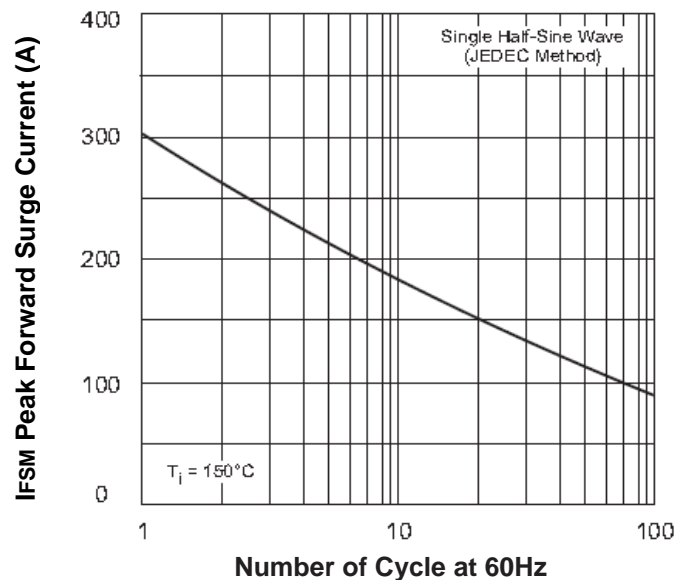


Fig.2- Maximum Non-Repetitive Surge Current



10A Glass Passivated Bridge Rectifier

TB1005G - TB1010G

Fig.3- Typical Forward Characteristics
Per Bridge Element

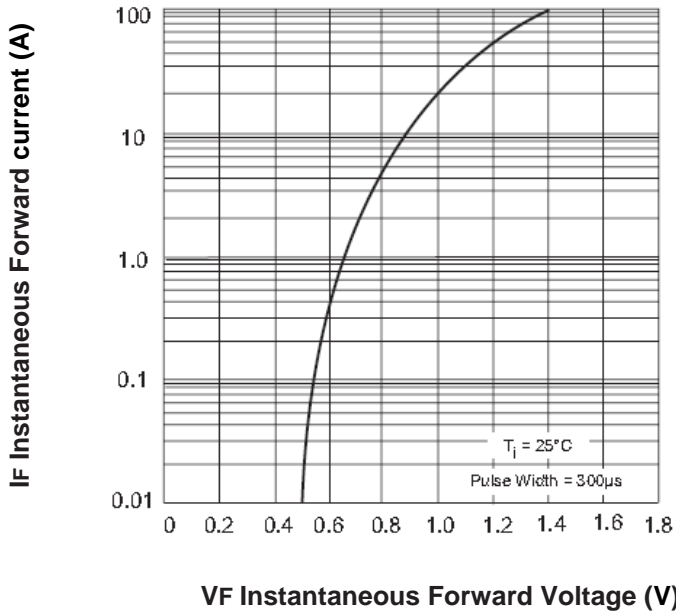


Fig.4- Typical Reverse Characteristics
Per Bridge Element

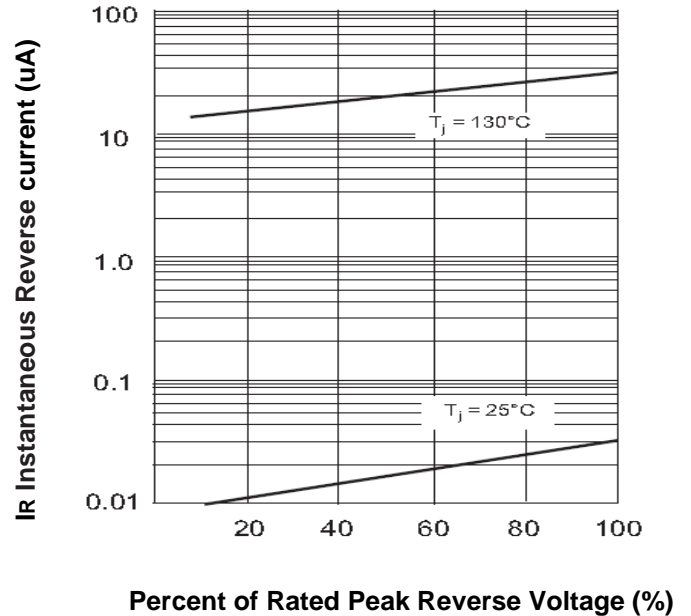
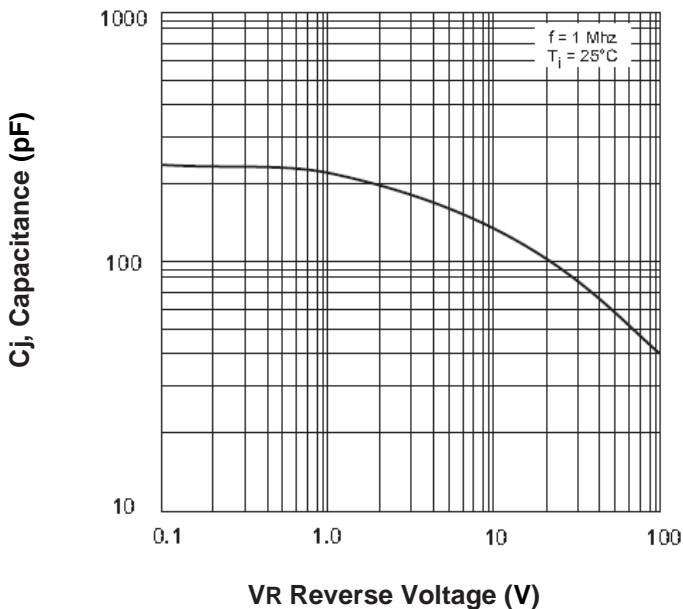


Fig.5- Typical Junction Capacitance
Per Element

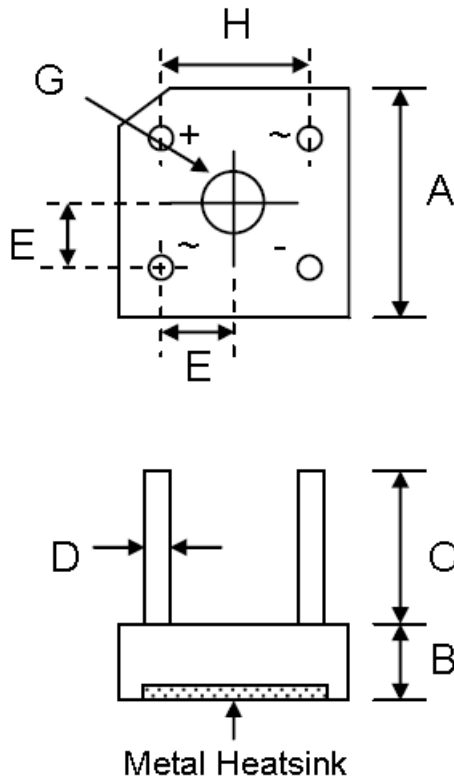


10A Glass Passivated Bridge Rectifier

TB1005G - TB1010G

Dimensions in inch (mm)

MP10



MP10		
Dim	Min	Max
A	18.54	19.56
B	6.35	7.60
C	19.00	—
D	1.27 \varnothing Typical	
E	5.33	7.37
	Hole for #6 screw	
G	3.60	4.00
	Hole for #6 screw	
H	12.20	13.80
All Dimensions in mm		

10A Glass Passivated Bridge Rectifier

TB1005G - TB1010G

How to contact us

US HEADQUARTERS

28040 WEST HARRISON PARKWAY, VALENCIA, CA 91355-4162

Tel: (800)-TAITRON (800)-824-8766 (661)-257-6060

Fax: (800)-TAITFAX (800)-824-8329 (661)-257-6415

Email: taitron@taitroncomponents.com

Http://www.taitroncomponents.com

TAITRON COMPONENTS MEXICO, S.A .DE C.V.

BOULEVARD CENTRAL 5000 INTERIOR 5 PARQUE INDUSTRIAL ATITALAQUIA, HIDALGO

C.P. 42970 MEXICO

Tel: +52-55-5560-1519

Fax: +52-55-5560-2190

TAITRON COMPONENTS INCORPORATED TAIWAN, TAIPEI

6F., No.190, Sec. 2, Zhongxing Rd., Xindian Dist., New Taipei City 23146, Taiwan R.O.C.

Tel: 886-2-2913-6238

Fax: 886-2-2913-6239

TAITRON COMPONETS INCORPORATED, SHANGHAI REPRESENTATIVE OFFICE

METROBANK PLAZA, 1160 WEST YAN'AN ROAD, SUITE 1503, SHANGHAI, 200052, CHINA

Tel: +86-21-5424-9942

Fax: +86-21-5424-9931