

Feature

- Ideal for printed circuit board
- Glass passivated chip
- Reliable low cost construction utilizing molded plastic technique
- Small size, simple installation

Maximum Ratings and Electrical characteristics

Single-phase, half-wave, 60 Hz, resistive or inductive load rating at 25°C, unless otherwise stated, for capacitive load, derate current by 20%.

Parameter	Symbol	TB1S	TB2S	TB4S	TB6S	TB8S	TB10S	Units
Maximum Repetitive Peak Reverse Voltage	V_{RRM}	100	200	400	600	800	1000	V
Maximum RMS Voltage	V_{RMS}	70	140	280	420	560	700	V
Maximum DC Blocking Voltage	V_{DC}	100	200	400	600	800	1000	V
Maximum Average Forward Rectifies Current on Glass-epoxy P.C.B	$I_{F(AV)}$	1						A
Peak Forward Surge Current 8.3ms Single Half Sine Wave Superimposed on Rated Load(JEDEC Method)	I_{FSM}	30						A
Maximum Instantaneous Forward Voltage at Forward Current 0.4A	V_F	0.95						V
Maximum DC Reverse Current $T_a=25^{\circ}\text{C}$ at Rated DC Blocking Voltage $T_a=125^{\circ}\text{C}$	I_R	5 100						μA
Typical Thermal Resistance Junction to Lead On Glass-epoxy P.C.B	$R_{\theta JL}$ $R_{\theta JA}$	42 88						$^{\circ}\text{C/W}$
Operating and Storage Temperature Range	T_J, T_{STG}	-55 to +150						$^{\circ}\text{C}$

Typical Characteristics

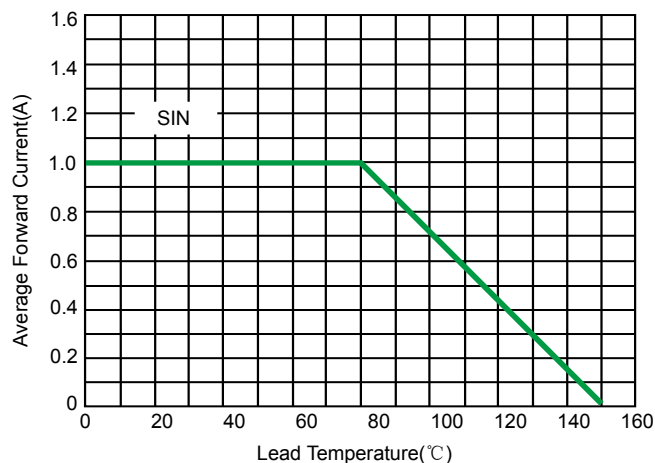


Fig 1. Maximum Forward Current Derating Curve

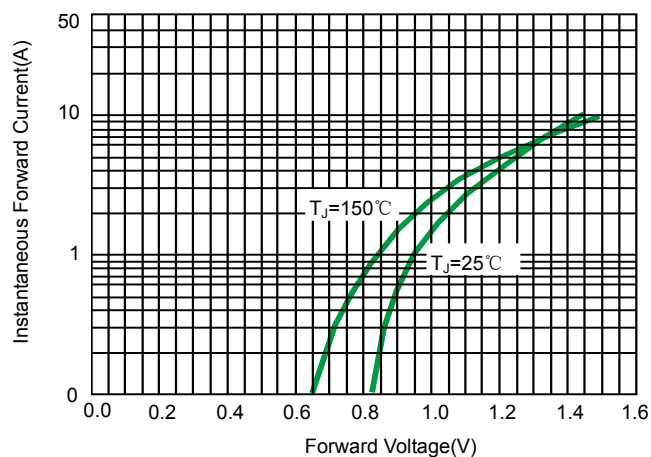


Fig 2. Typical Forward Characteristics

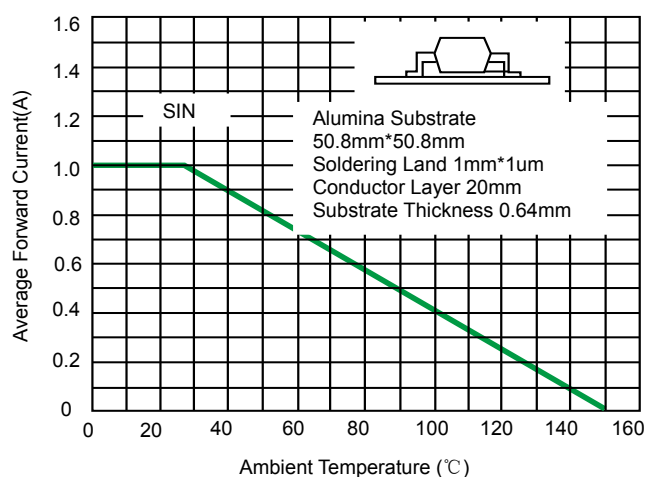


Fig 3. Maximum Forward Current Derating Curve

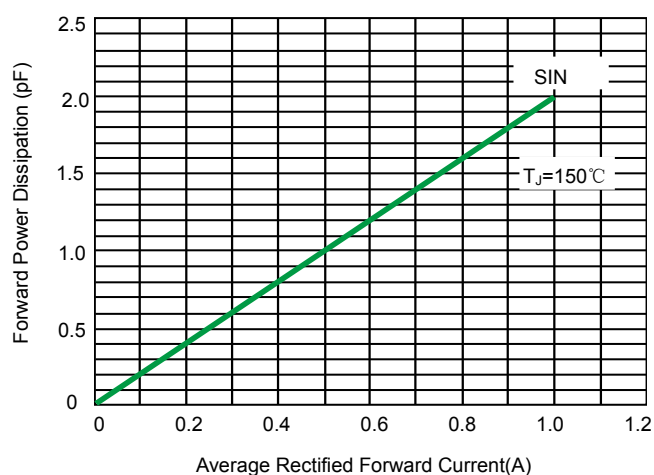


Fig 4. Forward Power Dissipation

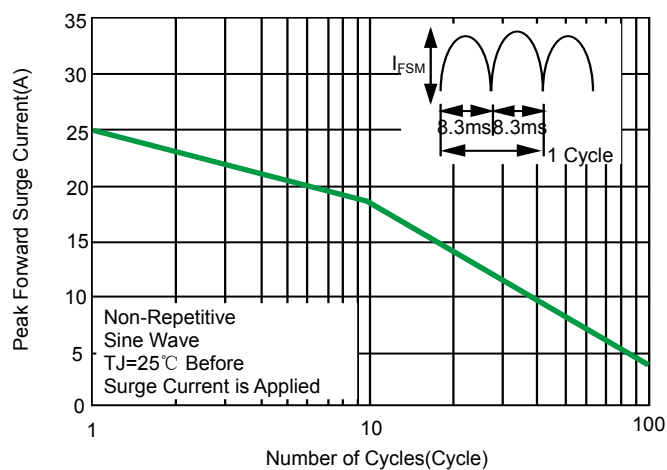
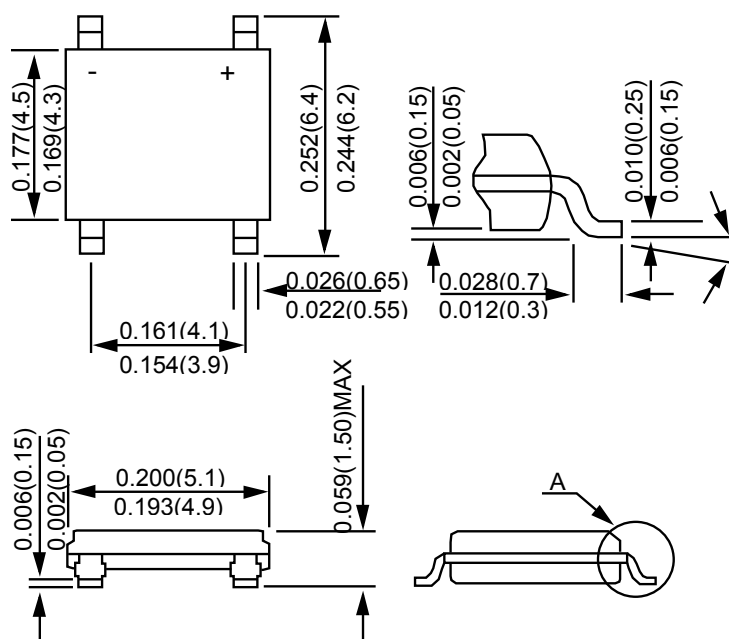



Fig 5. Maximum Non-Repetitive Forward Surge Current

Product dimension (LBF)



Dimensions in inches and (millimeters)

IMPORTANT NOTICE

 and **Prisemi**[®] are registered trademarks of **Prisemi Electronics Co., Ltd (Prisemi)** ,Prisemi reserves the right to make changes without further notice to any products herein. Prisemi makes no warranty, representation or guarantee regarding the suitability of its products for any particular purpose, nor does Prisemi assume any liability arising out of the application or use of any product or circuit, and specifically disclaims any and all liability, including without limitation special, consequential or incidental damages. “Typical” parameters which may be provided in Prisemi data sheets and/or specifications can and do vary in different applications and actual performance may vary over time. All operating parameters, including “Typicals” must be validated for each customer application by customer’s technical experts. Prisemi does not convey any license under its patent rights nor the rights of others. The products listed in this document are designed to be used with ordinary electronic equipment or devices, Should you intend to use these products with equipment or devices which require an extremely high level of reliability and the malfunction of with would directly endanger human life (such as medical instruments, aerospace machinery, nuclear-reactor controllers, fuel controllers and other safety devices), please be sure to consult with our sales representative in advance.

Website: <http://www.prisemi.com>

For additional information, please contact your local Sales Representative.

©Copyright 2009, Prisemi Electronics

 **Prisemi**[®] is a registered trademark of Prisemi Electronics.

All rights are reserved.