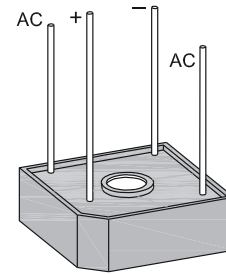


## 35.0A Single-Phase Bridge Rectifier

### Features

- High forward surge current capability
- Ideal for printed circuit board
- High temperature soldering guaranteed:  
260°C/10 seconds, 5 lbs (2.3kg) tension
- RoHS Compliant



TB35W 



### Mechanical Data

<b>Case:</b>	Molded plastic body with Metal Heat Sink
<b>Polarity:</b>	Polarity symbols marked on case
<b>Terminals:</b>	Plated 0.25" (6.35mm) lug
<b>Mounting Position:</b>	Thru hole for #10 screw, 20 in -lbs. torque max
<b>Weight:</b>	0.53 ounce, 15 grams

### Maximum Ratings & Electrical Characteristics ( $T_{Ambient}=25^{\circ}C$ unless noted otherwise)

Symbols	Description	TB3505W	TB351W	TB352W	TB354W	TB356W	TB358W	TB3510W	Unit
<b>VRRM</b>	Max. recurrent peak reverse voltage	50	100	200	400	600	800	1000	V
<b>VRMS</b>	Max. RMS voltage	35	70	140	280	420	560	700	V
<b>VDC</b>	Max. DC blocking voltage	50	100	200	400	600	800	1000	V
<b>Io(AV)</b>	Max. average forward rectified current @ $T_C=50^{\circ}C$	35.0							A
<b>IFSM</b>	Peak forward surge current (JEDEC)	400							A
<b>I<sup>2</sup>t</b>	Rating for Fusing ( $t < 8.3ms$ )	660							A <sup>2</sup> sec
<b>VISO</b>	Isolation Voltage from case to lugs	2500							V
<b>Cj</b>	Typical Capacitance Junction(per element)(Note 2)	300							pF
<b>TJ</b>	Operating junction temperature range	-65 to +150							°C
<b>TSTG</b>	Storage Temperature Range	-65 to +150							°C

# 35.0A SINGLE-PHASE BRIDGE RECTIFIER

## TB3505W -TB3510W

Symbol	Description	TB3505W	TB351W	TB352W	TB354W	TB356W	TB358W	TB3510W	Unit	
<b>V<sub>F</sub></b>	Maximum Instantaneous Forward Voltage Drop Per Leg@17.5 A	1.1								V
<b>I<sub>R</sub></b>	Maximum DC Reverse Current Rated DC Blocking Voltage	T <sub>A</sub> =25° C		10.0					uA	
		T <sub>A</sub> =100° C		500					uA	
<b>R<sub>θ-JC</sub></b>	Maximum Thermal Resistance (Note 3)	1.5							° C/W	

### NOTES:

1. 8.3ms single half sine-wave superimposed on rated load (JEDEC method).
2. Measured at 1MHz and applied reverse voltage of 4.0Volts D.C.
3. Thermal resistance junction to case mounted on heat sink.

## Typical Characteristics Curves

Fig.1- Typical Forward Current Derating Curve

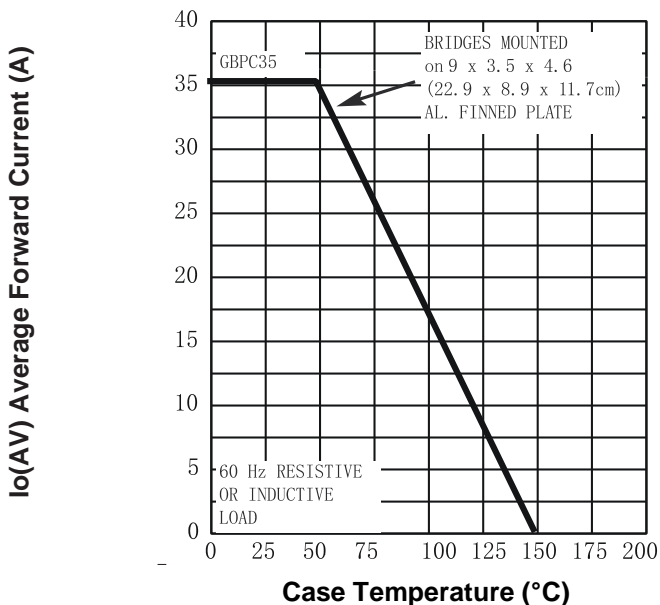
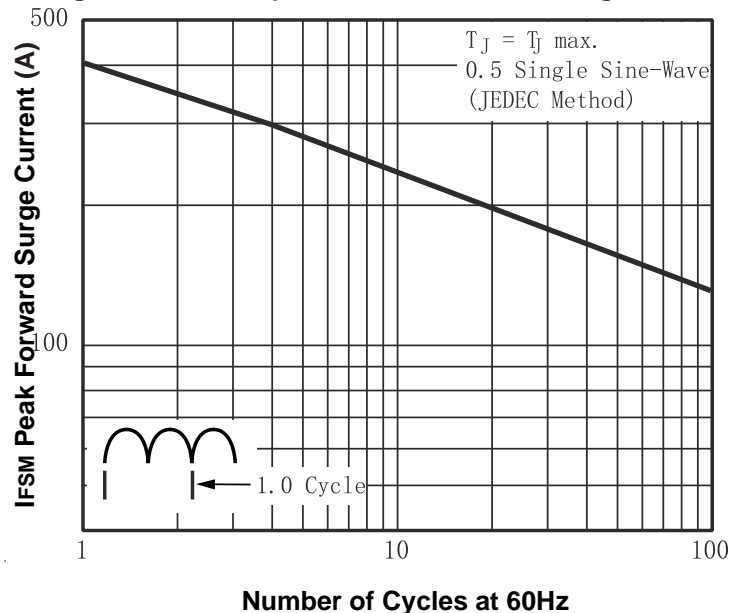


Fig.2-Max. Non-repetitive Peak Forward Surge Current



# 35.0A SINGLE-PHASE BRIDGE RECTIFIER

## TB3505W -TB3510W

Fig.3- Typical Instantaneous Forward Characteristics

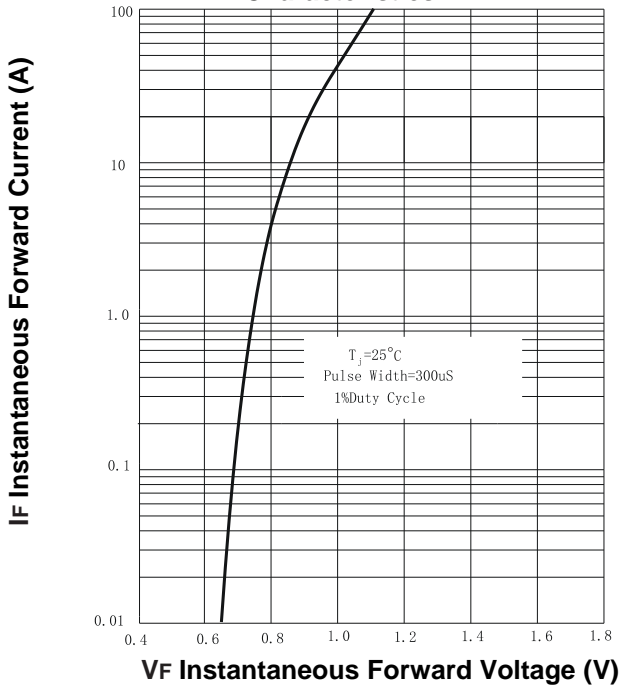


Fig.4- Typical Reverse Characteristics

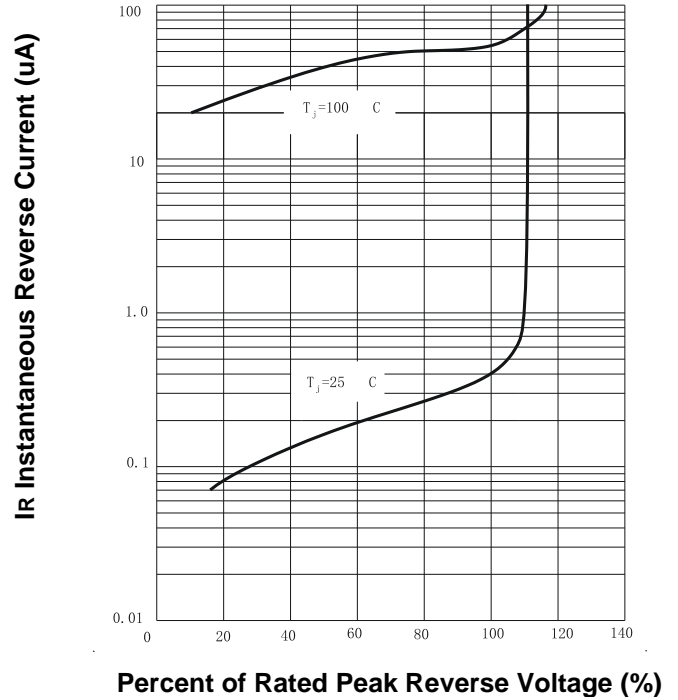
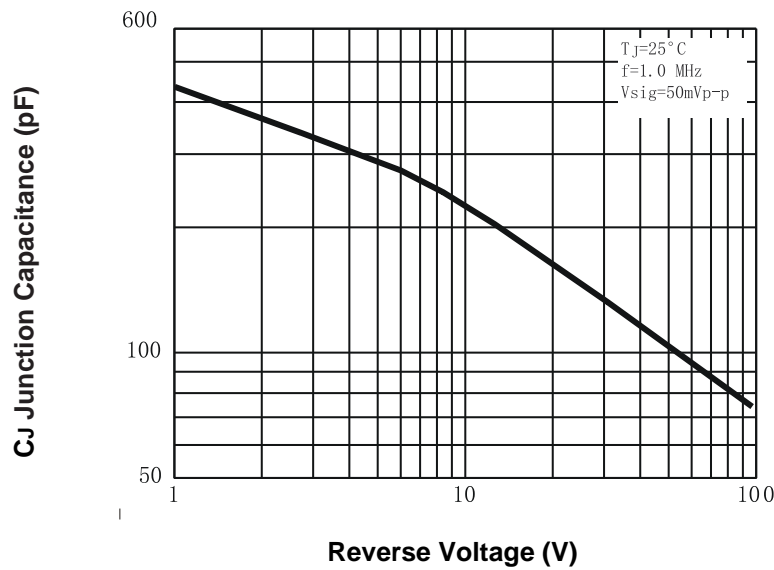


Fig.5-Typical junction capacitance

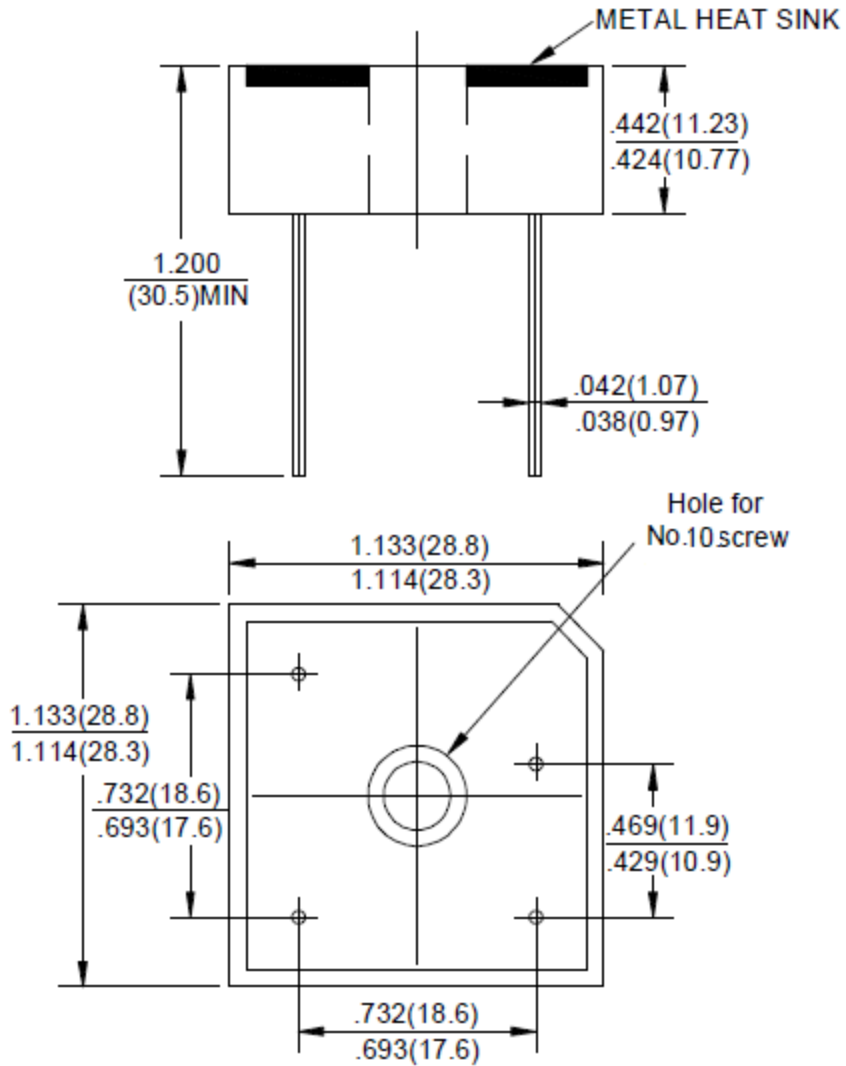


# 35.0A SINGLE-PHASE BRIDGE RECTIFIER

## TB3505W -TB3510W

Dimensions in inches (mm)

TB35W



# 35.0A SINGLE-PHASE BRIDGE RECTIFIER

TB3505W -TB3510W

## How to contact us

### USA HEADQUARTERS

28040 WEST HARRISON PARKWAY, VALENCIA, CA 91355-4162

Tel: (800)-TAITRON (800)-824-8766 (661)-257-6060

Fax: (800)-TAITFAX (800)-824-8329 (661)-257-6415

Email: [taitron@taitroncomponents.com](mailto:taitron@taitroncomponents.com)

Http://[www.taitroncomponents.com](http://www.taitroncomponents.com)

### TAITRON COMPONENTS INCORPORATED TAIWAN BRANCH

6F., NO.190, SEC. 2, ZHONGXING RD., XINDIAN DIST., NEW TAIPEI CITY 23146, TAIWAN R.O.C.

Tel: 886-2-2913-6238

Fax: 886-2-2913-6239

### TAITRON COMPONENT TECHNOLOG SHANGHAI CORPORATION

SUITE 1503, METROBANK PLAZA, 1160 WEST YAN'AN ROAD, SHANGHAI, 200052, CHINA

Tel: +86-21-5424-9942

Fax: +86-21-2302-5027