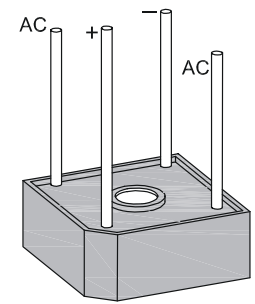


6.0A Glass Passivated Bridge Rectifier

Features

- High forward surge current capability
- Ideal for printed circuit board
- High temperature soldering guaranteed:
260°C/10 seconds/5 lbs. (2.3kg) tension
- RoHS Compliant



Mechanical Data

Case:	Molded plastic body
Epoxy:	Meets UL 94V-0 flammability rating
Terminals:	Lead solderable per MIL-STD-202E method 208C
Polarity:	Marked on case
Weight:	3.8 grams

Maximum Ratings & Electrical Characteristics ($T_{Ambient}=25^{\circ}C$ unless noted)

Symbol	Description	TB605G	TB61G	TB62G	TB64G	TB66G	TB68G	TB610G	Unit	Conditions
VRRM	Maximum Repetitive Peak Reverse Voltage	50	100	200	400	600	800	1000	V	
VRMS	Maximum RMS Voltage	35	70	140	280	420	560	700	V	
VDC	Maximum DC Blocking Voltage	50	100	200	400	600	800	1000	V	
IO(AV)	Maximum Average Forward Rectified Current	6.0							A	TA = 50 °C
IFSM	Peak Forward Surge Current	175							A	Note1
VF	Maximum Forward Voltage	1.0							V	IO=3A
IR	Maximum Reverse Current at Rated DC Blocking Voltage per element	5.0							uA	TA = 25 °C
		500								TA =125 °C
RθJA	Typical thermal resistance, Junction to Ambient	22							° C/W	Note2
TJ	Operating Temperature Range	-55 to +150							° C	
TSTG	Storage Temperature Range	-55 to +150							° C	

6.0A Glass Passivated Bridge Rectifier

TB605G - TB610G

NOTES:

1. 8.3 ms single half sine-wave superimposed on rated load (JEDEC Method)
2. Unit Mounted on P.C.B. at 0.375" (9.5mm) Lead Length with 0.5" x 0.5" (12mm x 12mm) Copper Pads.

Typical Characteristics Curves

Fig.1- Derating Curve for Output Rectified Current

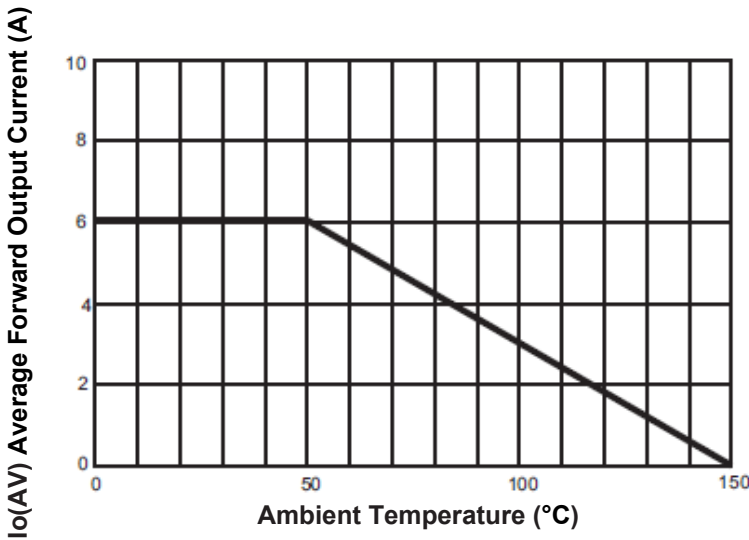


Fig.2- Maximum Non-Repetitive Peak Forward Surge Current Per Element

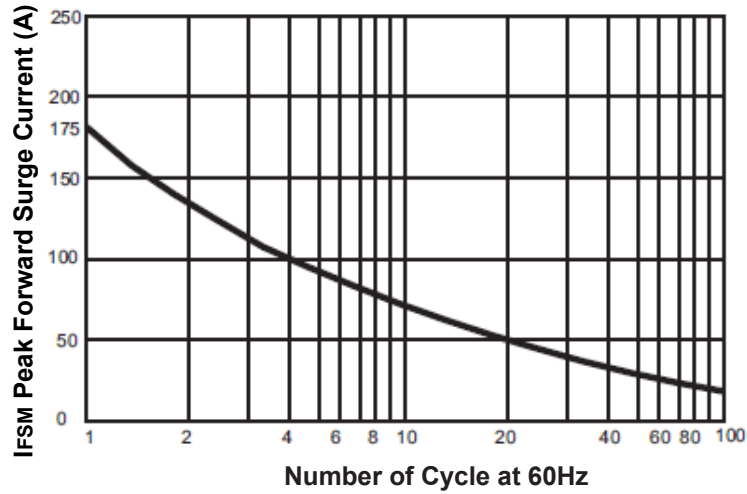


Fig.3- Typical Forward Characteristics Per Bridge Element

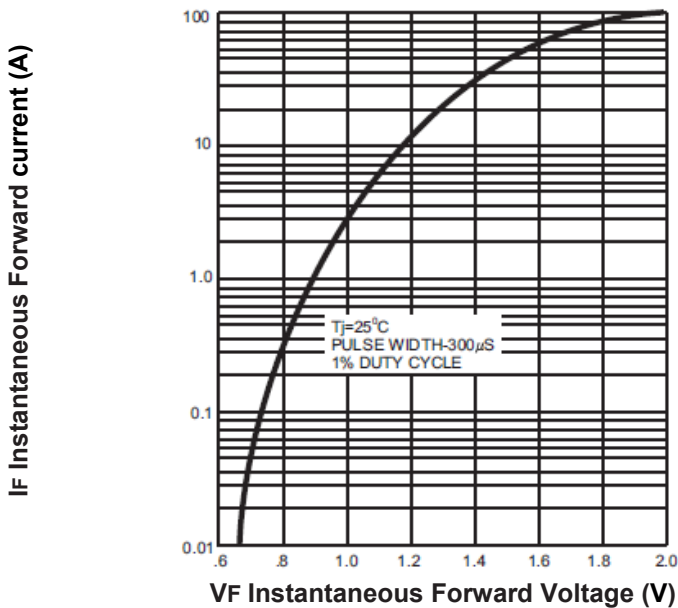
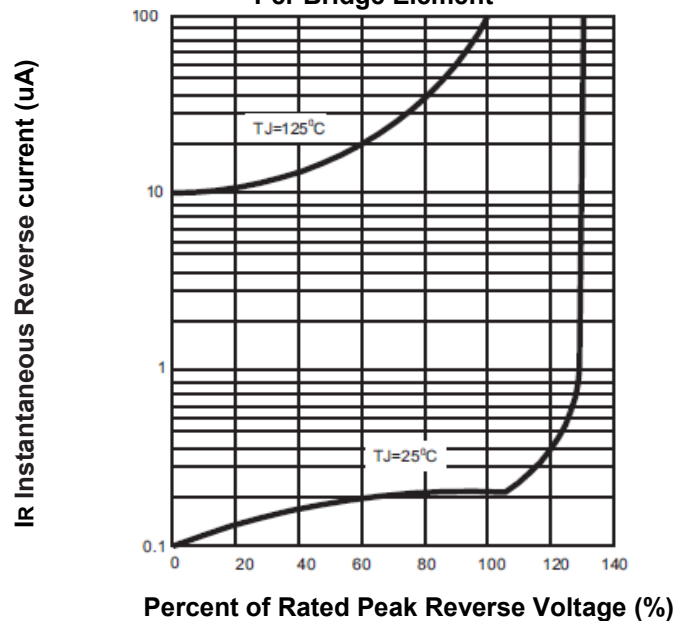


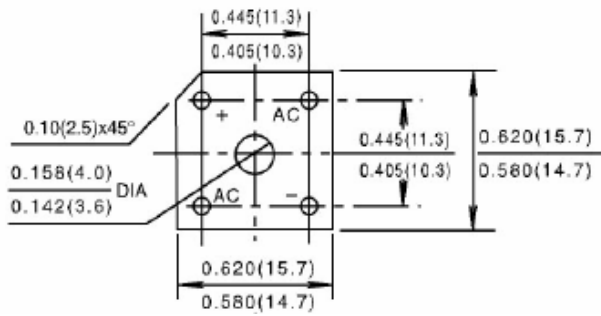
Fig.4- Typical Reverse Characteristics Per Bridge Element



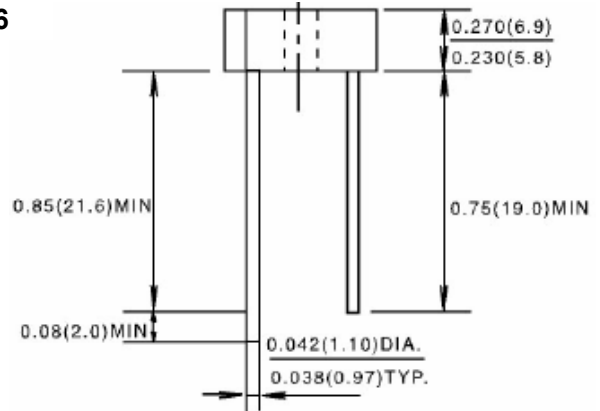
6.0A Glass Passivated Bridge Rectifier

TB605G - TB610G

Dimensions in inch (mm)



TB6



6.0A Glass Passivated Bridge Rectifier

TB605G - TB610G

How to contact us:

US HEADQUARTERS

28040 WEST HARRISON PARKWAY, VALENCIA, CA 91355-4162

Tel: (800) TAITRON (800) 824-8766 (661) 257-6060

Fax: (800) TAITFAX (800) 824-8329 (661) 257-6415

Email: taitron@taitroncomponents.com

Http://www.taitroncomponents.com

TAITRON COMPONENTS MEXICO, S.A .DE C.V.

BOULEVARD CENTRAL 5000 INTERIOR 5 PARQUE INDUSTRIAL ATITALAQUIA, HIDALGO C.P.
42970 MEXICO

Tel: +52-55-5560-1519

Fax: +52-55-5560-2190

TAITRON COMPONENTS INCORPORATED REPRESENTAÇÕES DO BRASIL LTDA

RUA DOMINGOS DE MORAIS, 2777, 2.ANDAR, SALA 24 SAÚDE - SÃO PAULO-SP 04035-001 BRAZIL

Tel: +55-11-5574-7949

Fax: +55-11-5572-0052

TAITRON COMPONENTS INCORPORATED, SHANGHAI REPRESENTATIVE OFFICE

CROSS REGION PLAZA, 899 LINGLING ROAD, SUITE 18C, SHANGHAI, 200030, CHINA

Tel: +86-21-5424-9942

Fax: +86-21-5424-9931