



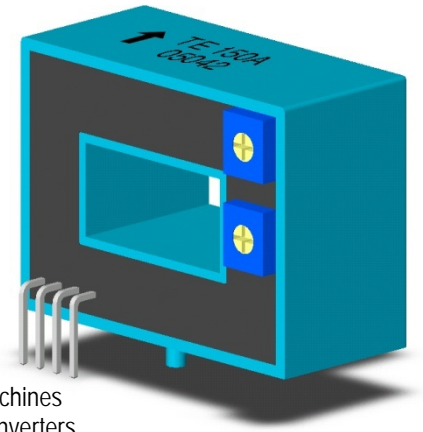
## TE 50A~600A

### Features

- ◆ Highly reliable Hall Effect device
- ◆ Compact and light weight
- ◆ Fast response time
- ◆ Excellent linearity of the output voltage over a wide input range
- ◆ Excellent frequency response (> 50 kHz)
- ◆ Low power consumption (12 mA nominal)
- ◆ Capable of measuring both DC and AC, both pulsed and mixed
- ◆ High isolation voltage between the measuring circuit and the current-carrying conductor (AC2.5KV)
- ◆ Extended operating temperature range
- ◆ Flame-Retardant plastic case and silicone encapsulate, using UL classified materials, ensures protection against environmental contaminants and vibration over a wide temperature and humidity range

### Applications

- ◆ UPS systems
- ◆ Industrial robots
- ◆ NC tooling machines
- ◆ Elevator controllers
- ◆ Process control devices
- ◆ AC and DC servo systems
- ◆ Motor speed controller
- ◆ Electrical vehicle controllers
- ◆ Inverter-controlled welding machines
- ◆ General and special purpose inverters
- ◆ Power supply for laser processing machines
- ◆ Controller for traction equipment e.g. electric trains
- ◆ Other automatic control systems



### Specifications



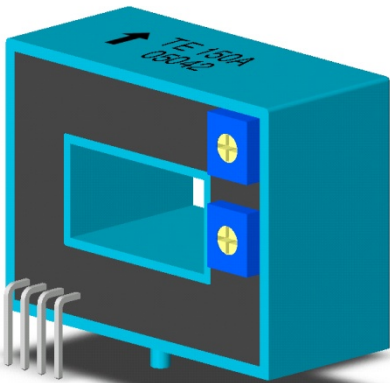
Parameter	Symbol	Unit	TE 50A	TE 75A	TE 100A	TE 125A	TE 150A	TE 175A	TE 200A	TE 250A	TE 300A	TE 400A	TE 600A
Nominal Input Current	$I_{fn}$	A DC	50	75	100	125	150	175	200	250	300	400	600
Linear Range	$I_{fs}$	A DC	±150	±225	±300	±375	±450	±525	±600	±750	±900	±1000	±1000
Nominal Output Voltage	$V_{hn}$	V	4 V±1% at $I_f=I_{fn}$ ( $R_L=10k\Omega$ )										
Offset Voltage	$V_{os}$	mV	Within ±35 mV @ $I_f=0$ , $T_a=25^\circ C$										
Output Resistance	$R_{OUT}$	$\Omega$	<100 $\Omega$										
Hysteresis Error	$V_{oh}$	mV	Within ±15 mV @ $I_f=I_{fn} \rightarrow 0$										
Supply Voltage	$V_{CC}/V_{EE}$	V	±15V ±5%										
Linearity	$\rho$	%	Within ±1% of $I_{fn}$										
Consumption Current	$I_{CC}$	mA	±12 mA nominal, ±15 mA max										
di/dt accurately followed	$dI_f/dt$	A/ $\mu$ sec	>50 A/ $\mu$ sec										
Response Time (90% $V_{hn}$ )	$T_r$	$\mu$ sec	5 $\mu$ sec max. @ $dI_f/dt = I_{fn}/\mu$ sec										
Frequency bandwidth (-3dB)	$f_{BW}$	Hz	DC to 50kHz										
Thermal Drift of Output	-	%/ $^\circ C$	Within ±0.05 %/ $^\circ C$ @ $I_{fn}$										
Thermal Drift of Zero Current Offset	-	mV/ $^\circ C$	Within ±1.0 mV/ $^\circ C$ @ $I_{fn}$										
Dielectric Strength	-	V	AC2.5KV X 60 sec										
Isolation Resistance @ 1000 VDC	$R_{IS}$	M $\Omega$	>1000 M $\Omega$										
Operating Temperature	$T_a$	$^\circ C$	-15 $^\circ C$ to 80 $^\circ C$										
Storage Temperature	$T_s$	$^\circ C$	-20 $^\circ C$ to 85 $^\circ C$										
Mass	W	g	50g										



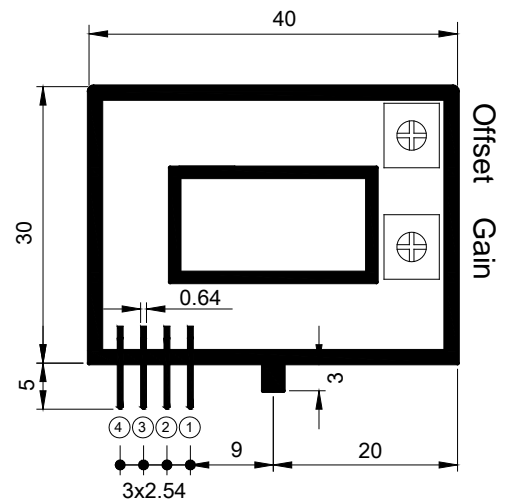
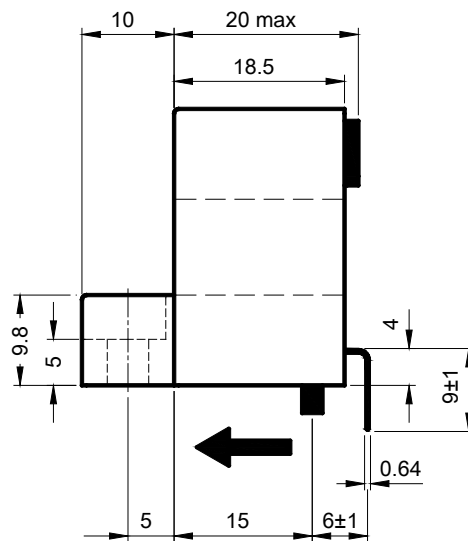
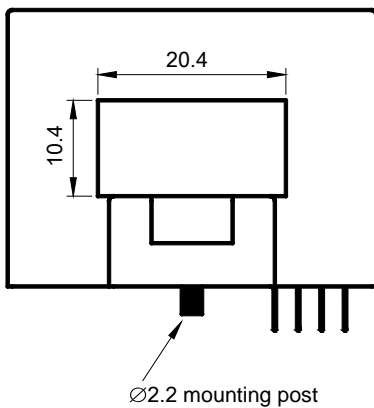
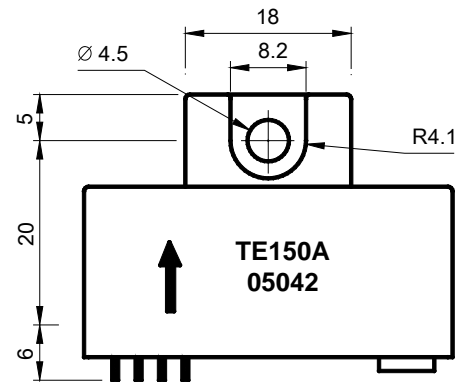
# Topstek Current Transducers TE50A .. TE600A

## Appearance, dimensions and pin identification

All dimensions in mm  $\pm 0.5$ , holes  $-0, +0.2$  except otherwise noted.



Pin Assignment	
①	+15V
②	-15V
③	V <sub>OUT</sub>
④	0V



← Positive current flow direction