

TEW4994 is designed to be used either as a transmit or a receive transformer in the ISDN primary access network, interfacing **SIEMENS PEB2235** and **PEB2236** to a 75, 100 or 120 ohm line.

When in transmit mode, connect the two primary windings in parallel, pin 1 to 2 and pin 5 to 6.

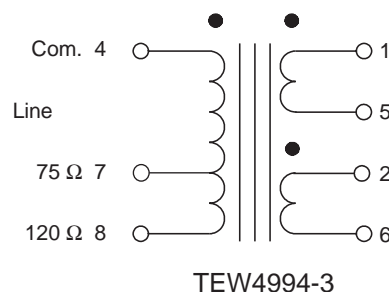
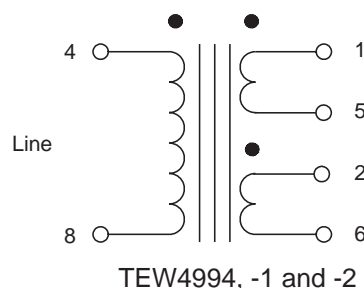
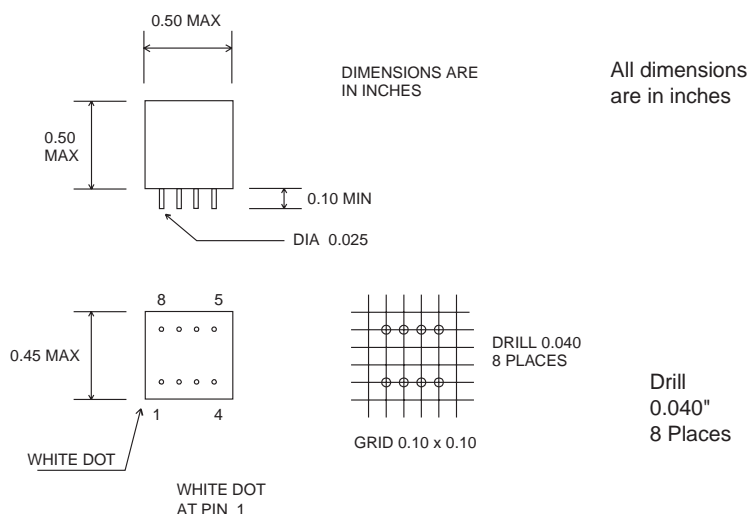
When in receive mode, connect the two primary

windings in series, pin 5 to pin 2, thus forming a center tap at pin 5/2.

Typical applications are:

- Primary rate ISDN network nodes.
- PBX or computer to T1/CEPT Digital trunks.
- TDM Multiplexers.

MECHANICAL



ELECTRICAL SPECIFICATIONS		TEW4994	TEW4994-1	TEW4994-2	TEW4994-3
Line Impedance		75 Ω	100 Ω	120 Ω	75/120 Ω
Inductance (mH)	(4-8)	> 2.0	> 3.4	> 2.0	> 2.0
Turns ratio	(1-5):(2-6):(4-8) (1-5):(2-6):(4-7)	1:1:1.57	1:1:2.67	1:1: 2	1:1:2 1:1:1.57
Pulse Mask		CEPT	T1/DS1	CEPT	CEPT
Longitud. Bal.		I.431	T1.408	I.431	I.431
Return Loss		G.703	T1.408	G.703	G.703
Dielectric Strength (V rms)		1500	1500	1500	1500