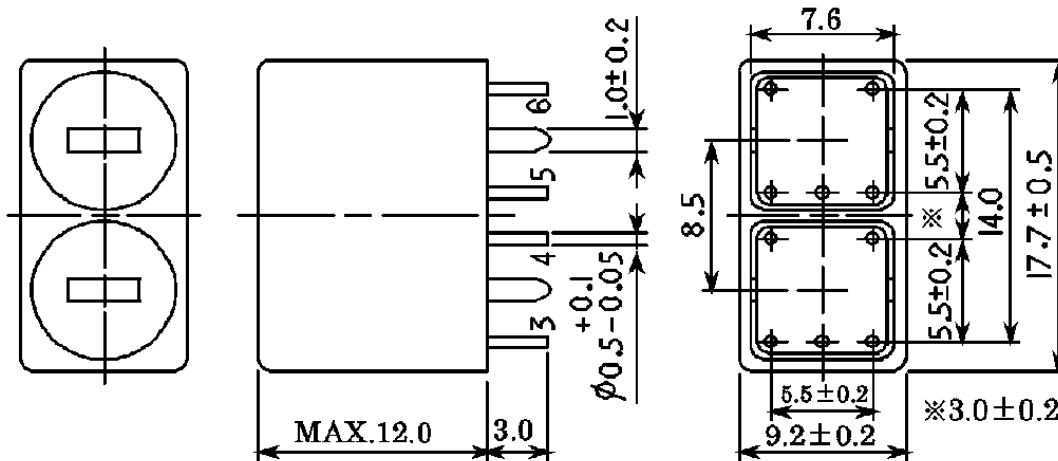


Type: TFB-2DG
Product Description

- 18.2 × 9.4mm Max.(L × W), 12.0mm Max. Height.
- Operating frequency:10~200kHz.
- In addition to the reference versions of parameters shown here, custom designs are available to meet your exact requirements.

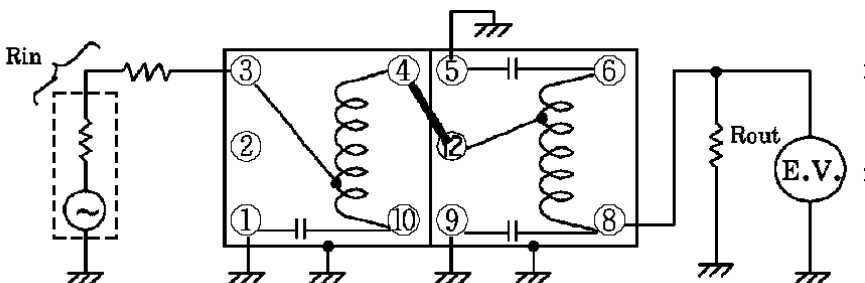
Feature

- Variable shielded type with two individual coils combined.
- Two capacitors can be internally mounted in one section.
- Ideally used in VCR, Video Cameras as Audio LC filters(LPF, BPF, Delay Line and Equalizers).
- RoHS Compliance.

Dimensions (mm)


* Dimension does not include solder used on coil.

* Pin pitch should be measured at the root of terminal.

Testing circuit


$$R_{in} = R_g + R_1 = 3.3$$

$$R_{out} = 3.3k$$

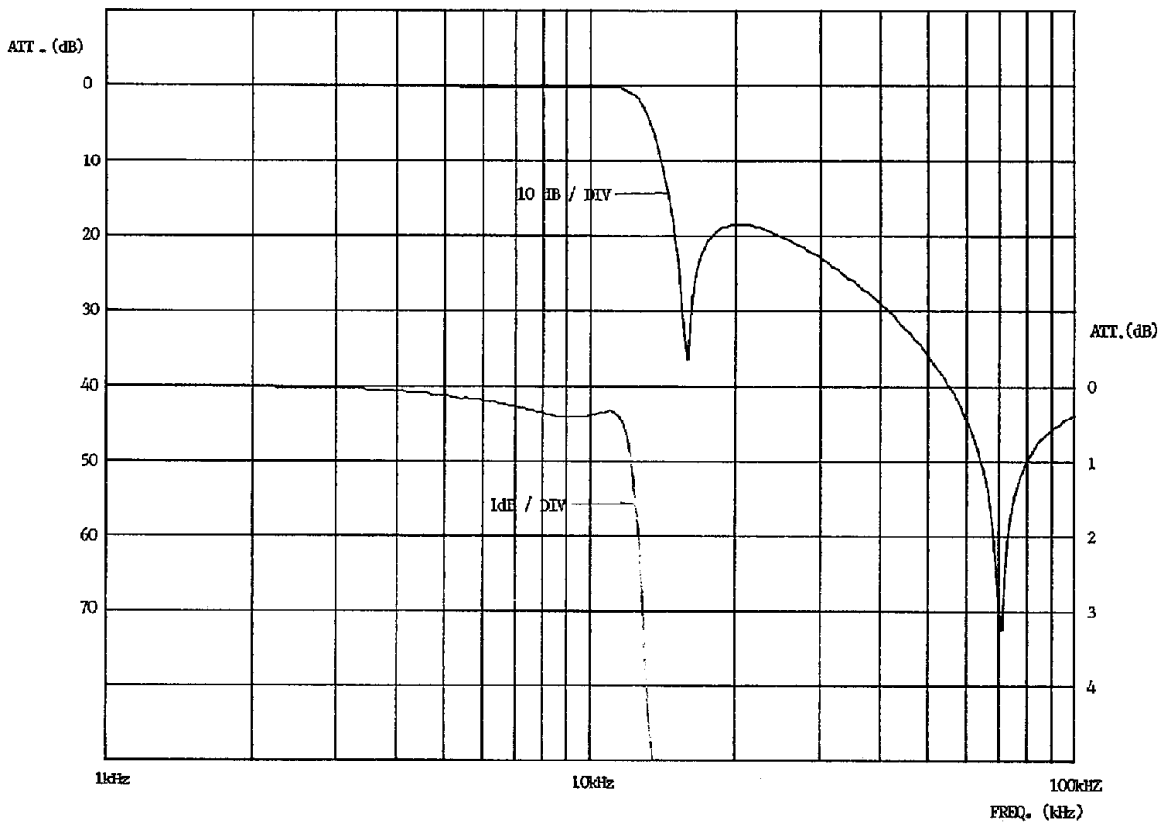
Specification (Part No: 4504-JPS-001)

Please refer to the sales offices on our website for a representative near you

Type: TFB-2DG

Item		Specification.
Input impedance	(Rin)	3.3 KΩ
Output impedance	(Rout)	3.3 KΩ
Attenuation	12kHz	2.0dB Max.
	15.732kHz	25dB Min.
	70kHz	50dB Min.
Ripple	1kHz ~ 10kHz	±1.0dB within
Insertion loss	1kHz	1.0dB Max.

Frequency Response (Attenuation 0dB at 1kHz)



Please refer to the sales offices on our website for a representative near you