

Type: TFB-3

Product Description

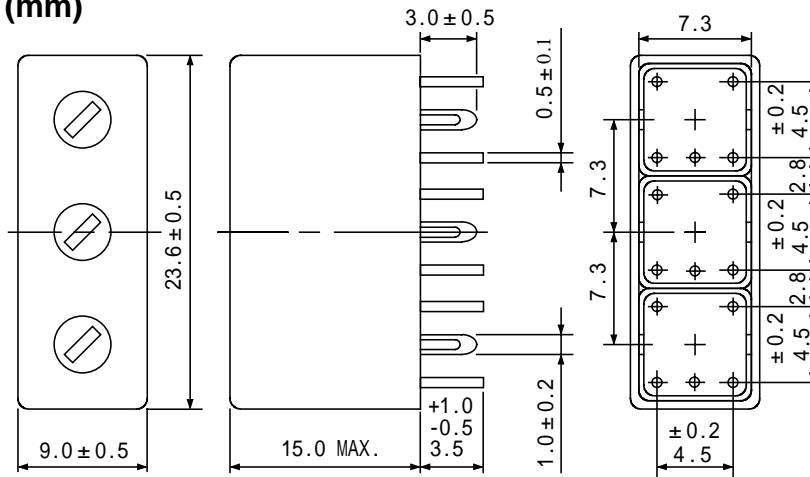
- 24.1 × 9.5mm Max.(L × W), 15.0mm Max. Height.
- Operating frequency:10~200kHz
- In addition to the reference versions of parameters shown here, custom designs are available to meet your exact requirements

www.DataSheet4U.com

Feature

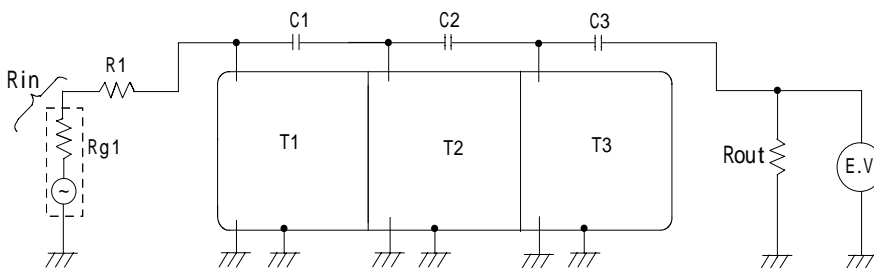
- Variable shielded type with three individual coils combined.
- Two capacitors can be internally mounted in one section.
- Ideally used in VCR, Video Cameras as Audio LC filters(LPF, BPF, Delay Line and Equalizers).
- RoHS Compliance

Dimensions (mm)



- * Dimension does not include solder used on coil.
- * Pin pitch should be measured at the root of terminal.

Testing circuit



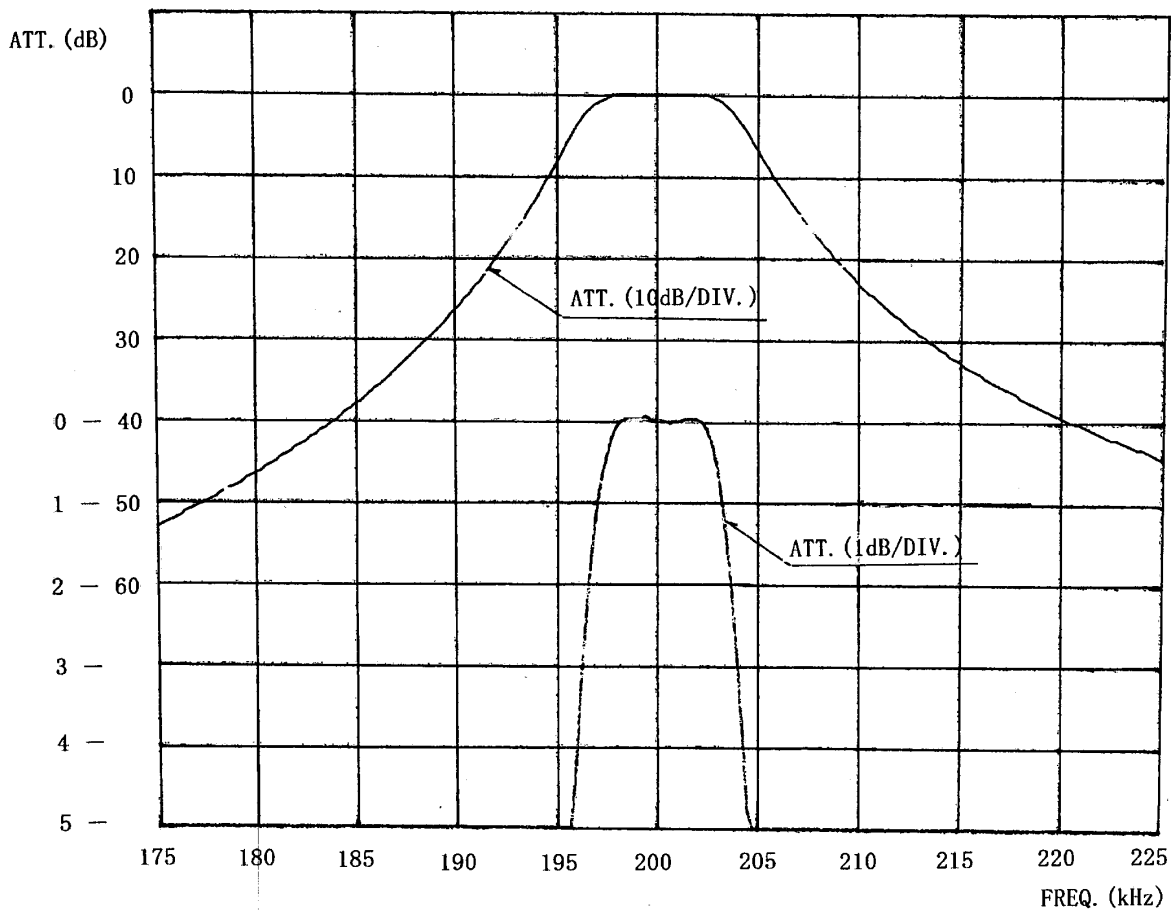
- * External Capacitors
 $C1=51\text{pF} \pm 5\%$;
 $C2=47\text{pF} \pm 5\%$;
 $C3=47\text{pF} \pm 5\%$;
- * $R_{in}=R1+Rg1=10\text{k}$
- * $Rg1=50$
- * $R_{out}=10\text{k}$

Type: TFB-3

Specification(Part No: 0572-T086)

Item		Specification
Input impedance	(Rin)	10kΩ
Output impedance	(Rout)	10kΩ
Center frequency	Fo	200kHz
Band width	(-3dB)	7.7kHz(TYP.)
Attenuation	182.8kHz	31dB Min.
	221kHz	32dB Min.
Insertion loss	200kHz	5.2dB(TYP.)

Frequency Response (Attenuation 0dB at 200kHz)



Please refer to the sales offices on our website for a representative near you