

TFM-105-31-S-D

.050" X .050" MICRO STRIPS TFM SERIES


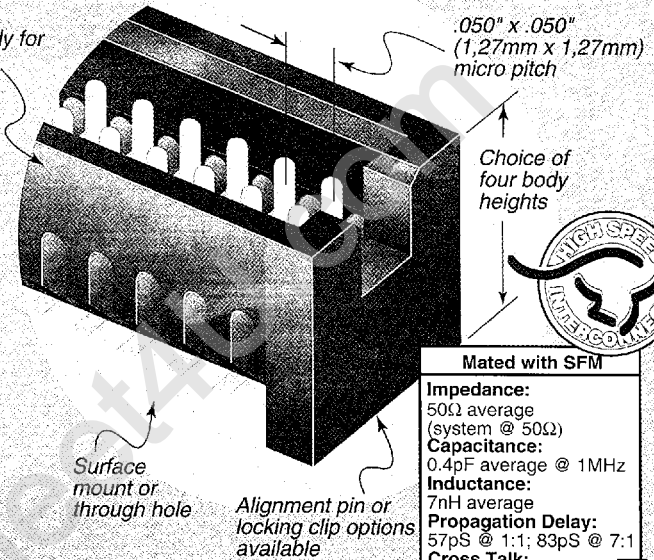
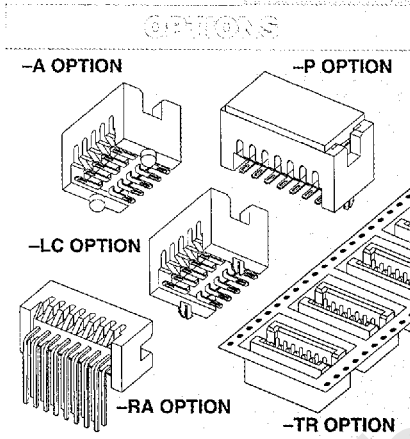
Specifications:

TFM HI-TEMP

Insulator Material: Black Liquid Crystal Polymer
Terminal Material: Phosphor Bronze
Current Rating: 2A @ 80°C ambient
Operating Temp Range: -65°C to +125°C
Max Processing Temp: 230°C for 60 seconds
Plating: Au over 50µ" (1.27µm) Ni
SMT Lead Coplanarity: .006" (0.15mm) max (30-50) .004" (0.10mm) max (05-25)

Mates with:
SFM, SFVC

Shrouded body for blind mating



Mated with SFM
Impedance: 50Ω average (system @ 50Ω)
Capacitance: 0.4pF average @ 1MHz
Inductance: 7nH average
Propagation Delay: 57pS @ 1:1; 83pS @ 7:1
Cross Talk: -26.0 dB G/S/S/G

Note: Some sizes, styles and options are non-standard, non-returnable.

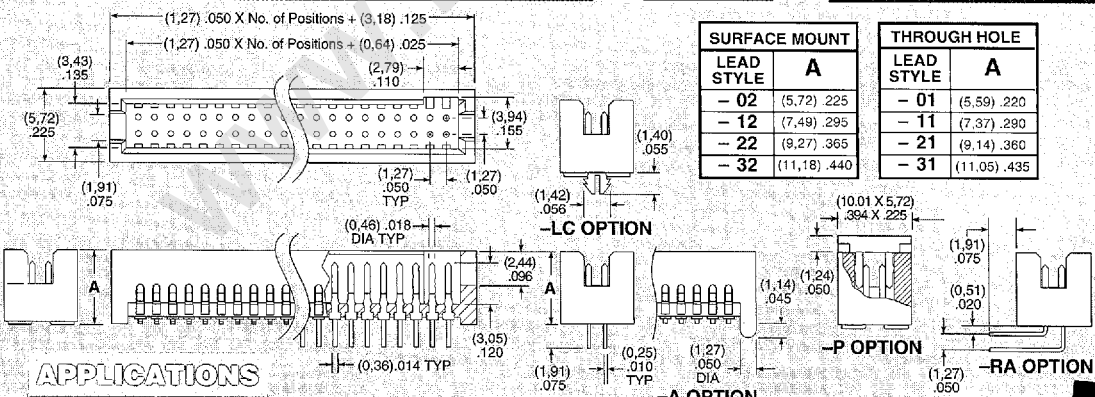


05, 10, 15, 20, 25, 30, 35, 40, 45, 50
(Call Samtec for other sizes)

Specify LEAD STYLE from chart

-S
= 30µ" (0,76µm) Gold post, 150µ" (3,81µm) Tin tail

- A**
= Alignment Pin (Metal or plastic at Samtec discretion) (Style -01 & -02 only) (N/A with -LC or -RA)
- LC**
= Locking Clip (N/A with -A or -RA)
- P**
= Pick & Place Pad
- RA**
= Right Angle (Style -01 only)
- TR**
= Tape & Reel (Surface mount only. N/A with -A or -LC)

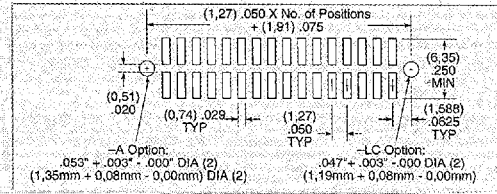


SURFACE MOUNT		THROUGH HOLE	
LEAD STYLE	A	LEAD STYLE	A
-02	(5,72) .225	-01	(5,59) .220
-12	(7,49) .295	-11	(7,37) .290
-22	(9,27) .365	-21	(9,14) .360
-32	(11,18) .440	-31	(11,05) .435

APPLICATIONS

LEAD STYLE	MATED SFM	HEIGHT
-01	-01	(5,97) .235
-11	-01	(7,75) .305
-21	-01	(9,53) .375
-31	-01	(11,43) .450
-02	-02	(6,35) .250
-12	-02	(8,13) .320
-22	-02	(9,91) .390
-32	-02	(11,81) .465

PCB LAYOUTS



TAPE & REEL AVAILABILITY

No tooling charges.
 125 piece minimum order.
 Order any quantity above minimum.
 In-house design, manufacture.
 Quick turn-around.

Call Samtec for specifications and ordering information.

D 12F 7964149 0002066 131

Note: Due to technical progress, all designs, specifications and components are subject to change without notice.