

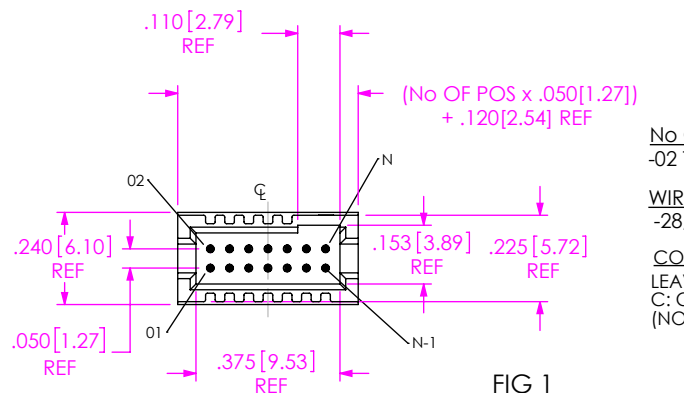
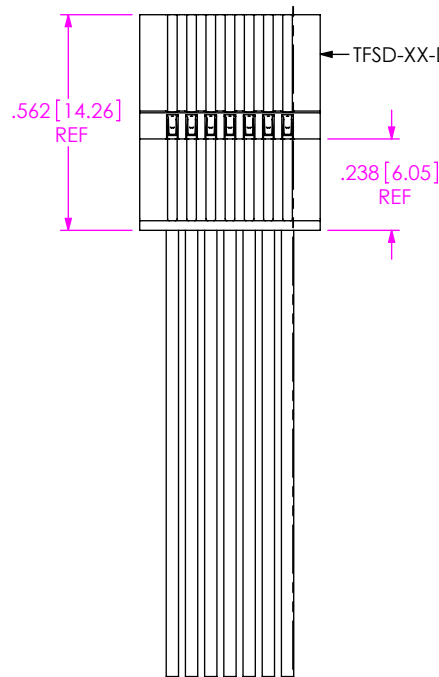
DO NOT
SCALE FROM
THIS PRINT

FIG 1
-S: SINGLE END
(TFSDX-07-28-XX-XX-XX-S SHOWN)



XX.XX
(SEE NOTE 12)

SECTION "A"- "A"

FEP CABLE OPTION

-T: FEP
(LEAVE BLANK FOR STANDARD
PVC INSULATION)
(SEE NOTE 9)

NO OF POSITIONS

-02 THRU -50 (PER ROW)

WIRE GAUGE (AWG)

-28, -30

COLOR CODE

LEAVE BLANK FOR ALL BLACK WIRE,
C: COLOR CODED WIRE, SEE TABLE 2, SHEET 2
(NOT AVAILABLE WITH FEP OPTION)

PLATING SPECIFICATION

-H: 30μ" HEAVY GOLD IN CONTACT AREA,
3μ" GOLD ON TAIL
-G: 10μ" LIGHT GOLD IN CONTACT AREA,
10μ" GOLD ON TAIL ON TAIL
-F: 3μ" FLASH GOLD IN CONTACT AREA,
3μ" GOLD ON TAIL
(SEE NOTE 13)
-GF: 3μ" FLASH GOLD IN CONTACT AREA,
3μ" GOLD ON TAIL
(-GF ONLY AVAILABLE TO EXISTING CUSTOMERS,
SEE -F PLATING)

TFSDX-XX-XXX-XX-XX.XX-XX-XXX

-NXX OPTION (END 2)
(ONLY AVAILABLE WITH -D,-DL,-T,-TF,TR)
(SEE SHT 3 FOR -D PINOUT)
(SEE SHT 4 FOR -T PINOUT)
-NUS: NOTCH UP, STRAIGHT
-NDS: NOTCH DOWN, STRAIGHT
-NUX: NOTCH UP, CROSSED
-NDX: NOTCH DOWN, CROSSED

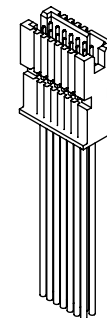
END OPTION

-S: SINGLE END
*** -SL: SINGLE END WITH FRICTION LOCK
(SEE SHEET 2, FIG 4)
** -D: DOUBLE END
(SEE SHEET 2, FIG 2)
** -T: TRANSFER END
(SEE SHEET 2, FIG 3 AND SHEET 4)
*** -DL: DOUBLE END WITH FRICTION LOCK
(SEE SHEET 2, FIG 5)
*** -TF: TRANSFER END WITH FRICTION LOCK
(SEE SHEET 2, FIG 6)
** -TR: TRANSFER END W/RETENTION LATCH (SEE
SHEET 5) (MUST CHOOSE FROM -NXX OPTIONS)
(ONLY AVAILABLE IN -05 THRU -50 POS)

ASSEMBLED LENGTH

SPECIFY IN INCHES
(SINGLE END: 03.00 INCH [76.2mm] MINIMUM,
DOUBLE OR TRANSFER END: 03.25 INCH [82.6mm]
MINIMUM)

** MUST CHOOSE FROM -NXX OPTIONS
*** ONLY AVAILABLE ON POS 5, 7, & 10 - 50



NOTES:

1. Ⓢ REPRESENTS A CRITICAL DIMENSION.
2. MINIMUM PULLOUT FORCE: 3 LBS [13.3 N].
3. CONTACT MUST BE INSERTED UNTIL RETENTION FEATURE LOCKS INTO PLACE.
4. ALL FINISHED GOODS ARE TO BE ELECTRICAL TESTED INCLUDING HI-POT TEST AT 1000 V. AFTER FINAL ELECTRICAL TEST, LABEL EACH ASSEMBLY WITH (1) ET STAMP ON THE BODY.
5. TINNED COPPER WIRE IS RoHS COMPLIANT.
6. PARTS TO BE INDIVIDUALLY PACKAGED IN A ASBBLTXXXXX BUBBLE BAG.
7. END OF DISCRETE WIRE MUST BE IN THE RANGE AFTER CRIMP.
8. REFER TO CRIMP SPECIFICATIONS PRINT FOR CRIMP AND STRIP DIMENSIONS, TOLERANCES, TOOLING AND ITS REQUIREMENTS.
9. SINGLE ENDED ASSEMBLIES USING THE FEP OPTION ARE FOR CRIMP APPLICATIONS ONLY.
10. NOTE DELETED.
11. NOTE DELETED.
12. FOR LENGTHS LESS THAN 12 IN, TOLERANCE SHALL BE ±.125[3.18]. FOR OTHER LENGTHS, TOLERANCES SHALL BE ±2%.
13. USE C-203-XXXX-GF, T-1M44-XXXX-GF.
14. CUT LENGTH IS ASSEMBLY LENGTH MINUS OVERALL LENGTH SUBTRACTOR.

TABLE 1				
SERIES	WIRE GAUGE	WIRE	PIN	CONTACT (ONLY USED WITH -T, -TF & -TR END OPTIONS)
TFSD	28 AWG	DWC-28-XX-300	T-1M44-2830-XX	C-203-2830-XX
TFSD	30 AWG	DWC-30-XX-300	T-1M44-2830-XX	C-203-2830-XX
TFSDT	28 AWG	DWCT-28-XX-TC	T-1M44-2830-XX	C-203-2830-XX
TFSDT	30 AWG	DWCT-30-XX-TC	T-1M44-2830-XX	C-203-2830-XX

F:\DWG\MISC\MKTG\TFSDX-XX-XXX-XX-XX-XX-XX-MKT.SLDDRW

UNLESS OTHERWISE SPECIFIED,
DIMENSIONS ARE IN INCHES.

TOLERANCES ARE:

DECIMALS ANGLES
.XX: ±.01 [.3] 2°
.XXX: ±.005 [.13]
.XXXX: ±.0020 [.051]

PROPRIETARY NOTE

THIS DOCUMENT CONTAINS CONFIDENTIAL AND PROPRIETARY INFORMATION AND ALL DESIGN, MANUFACTURING, REPRODUCTION, USE, PATENT RIGHTS AND SALES RIGHTS ARE EXPRESSLY RESERVED BY SAMTEC, INC. THIS DOCUMENT SHALL NOT BE DISCLOSED, IN WHOLE OR PART, TO ANY UNAUTHORIZED PERSON OR ENTITY NOR REPRODUCED, TRANSFERRED OR INCORPORATED IN ANY OTHER PROJECT IN ANY MANNER WITHOUT THE EXPRESS WRITTEN CONSENT OF SAMTEC, INC.

MATERIAL: DO NOT SCALE DRAWING
INSULATOR: LCP, COLOR: BLACK
CONTACT: BeCu
CABLE INSULATION: SEE CALLOUT
WIRE: DWC: TINNED COPPER
DWCT: TIN PLATED COPPER
(SEE TABLE 1)

SHEET SCALE: 2:1

DESCRIPTION:

.050[1.27] SOCKET DISCRETE CABLE ASSEMBLY

DWG. NO.

TFSDX-XX-XXX-XX-XX.XX-XX-XXX

BY: LENNY K 7/18/06

SHEET 1 OF 6

samtec

520 PARK EAST BLVD, NEW ALBANY, IN 47150
PHONE: 812-944-6733 FAX: 812-948-5047
e-Mail info@SAMTEC.com code 55322

FIG 2
-D: DOUBLE END
(TFSDX-07-28-XX-XX.XX-D-NUS SHOWN)
(DIFFERENT AS SHOWN,
OTHERWISE SAME AS FIG 1)

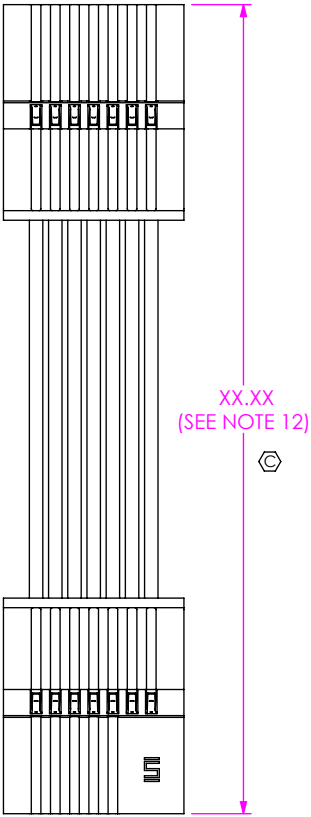


FIG 3
-T: TRANSFER END
(TFSDX-07-28-XX-XX.XX-T-NUS SHOWN)
(DIFFERENT AS SHOWN,
OTHERWISE SAME AS FIG 1)

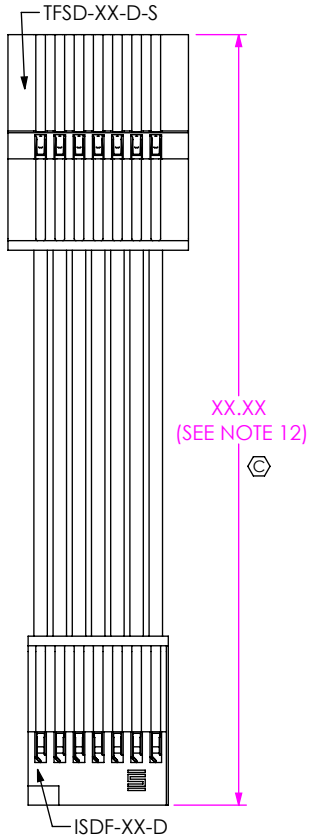


FIG 4
-SL: SINGLE END WITH FRICTION LOCK
(TFSDX-07-28-XX-XX.XX-SL SHOWN)
(DIFFERENT AS SHOWN,
OTHERWISE SAME AS FIG 1)

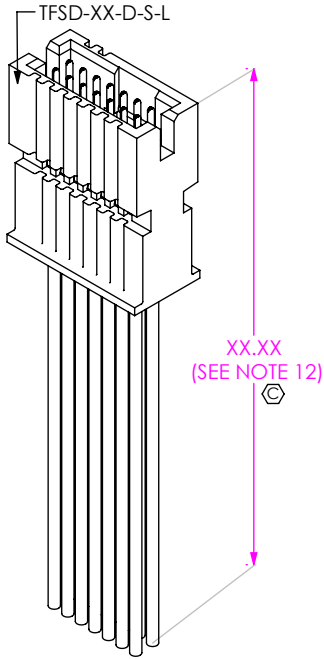


FIG 5
-DL: DOUBLE END WITH FRICTION LOCK
(TFSDX-07-28-XX-XX.XX-DL-NUS SHOWN)
(DIFFERENT AS SHOWN,
OTHERWISE SAME AS FIG 1)

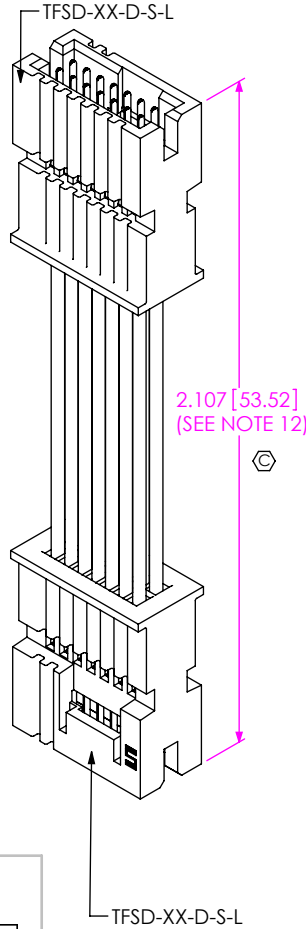


FIG 6
-TF: TRANSFER END WITH FRICTION LOCK
(TFSDX-07-28-XX-XX.XX-TF-NUS SHOWN)
(DIFFERENT AS SHOWN,
OTHERWISE SAME AS FIG 1)

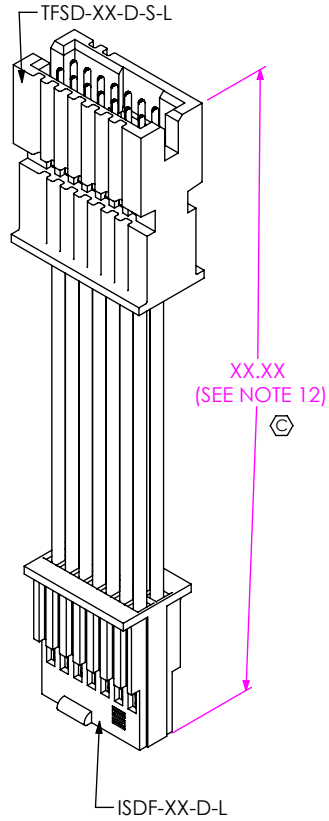


TABLE 2
TFSD COLOR CODED WIRE SEQUENCE
COLOR

	BROWN	RED	ORANGE	YELLOW	GREEN	VIOLET	GRAY	WHITE	BLACK	BLUE
	DWC-XX-01-300	DWC-XX-02-300	DWC-XX-03-300	DWC-XX-04-300	DWC-XX-05-300	DWC-XX-07-300	DWC-XX-08-300	DWC-XX-09-300	DWC-XX-10-300	DWC-XX-13-300
PIN #	1	2	3	4	5	6	7	8	9	10
	11	12	13	14	15	16	17	18	19	20
	21	22	23	24	25	26	27	28	29	30
	31	32	33	34	35	36	37	38	39	40
	41	42	43	44	45	46	47	48	49	50
	51	52	53	54	55	56	57	58	59	60
	61	62	63	64	65	66	67	68	69	70
	71	72	73	74	75	76	77	78	79	80
	81	82	83	84	85	86	87	88	89	90
	91	92	93	94	95	96	97	98	99	100

PROPRIETARY NOTE
THIS DOCUMENT CONTAINS CONFIDENTIAL AND
PROPRIETARY INFORMATION AND ALL DESIGN,
MANUFACTURING, REPRODUCTION, USE, PATENT RIGHTS
AND SALES RIGHTS ARE EXPRESSLY RESERVED BY SAMTEC,
INC. THIS DOCUMENT SHALL NOT BE DISCLOSED, IN WHOLE
OR PART, TO ANY UNAUTHORIZED PERSON OR ENTITY NOR
REPRODUCED, TRANSFERRED OR INCORPORATED IN ANY
OTHER PROJECT IN ANY MANNER WITHOUT THE EXPRESS
WRITTEN CONSENT OF SAMTEC, INC.

DO NOT SCALE DRAWING

SHEET SCALE: 2:1

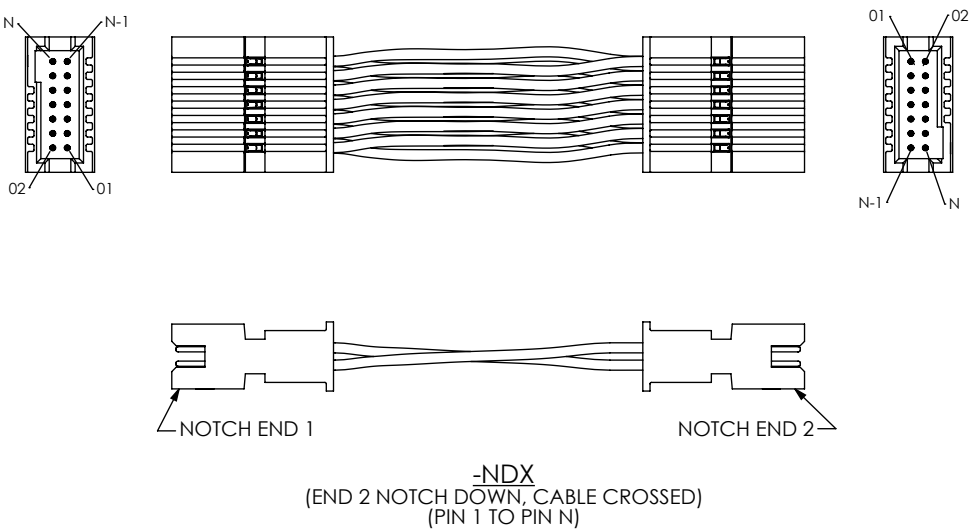
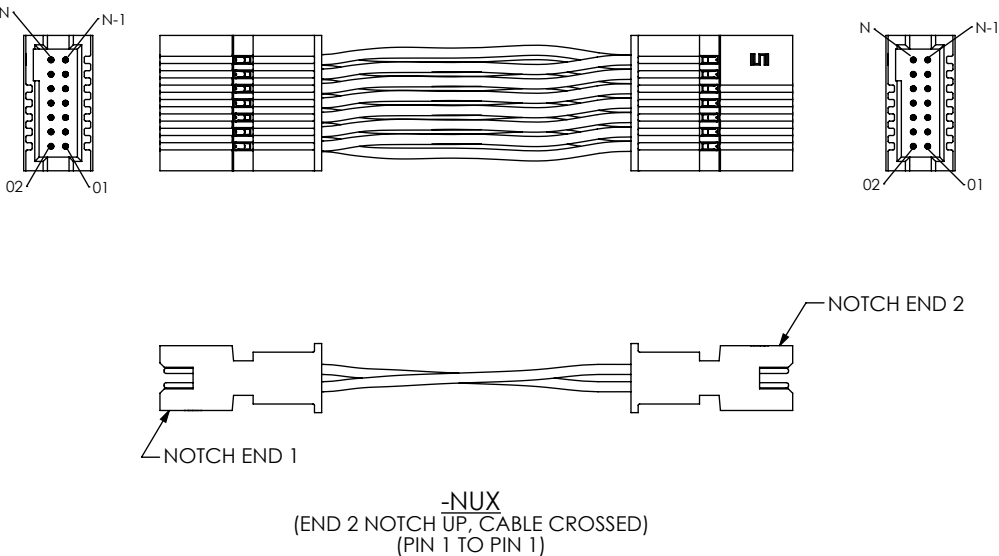
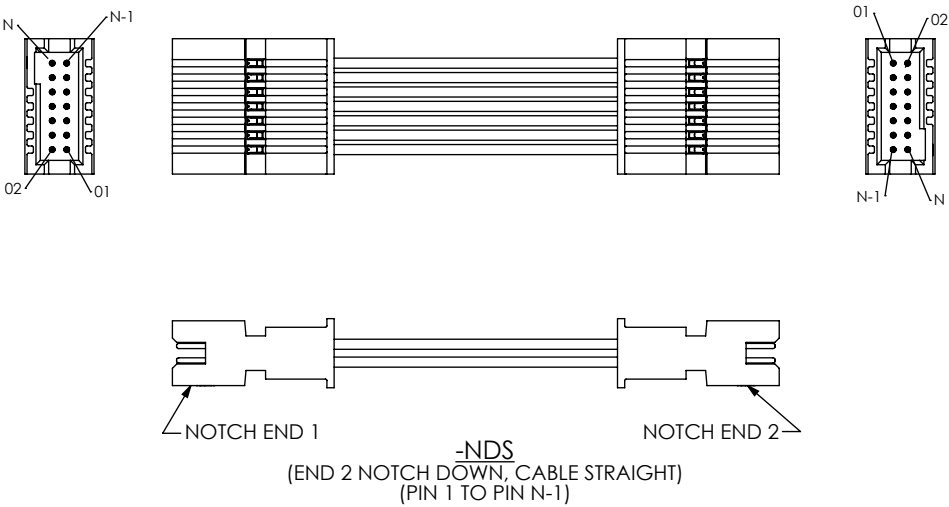
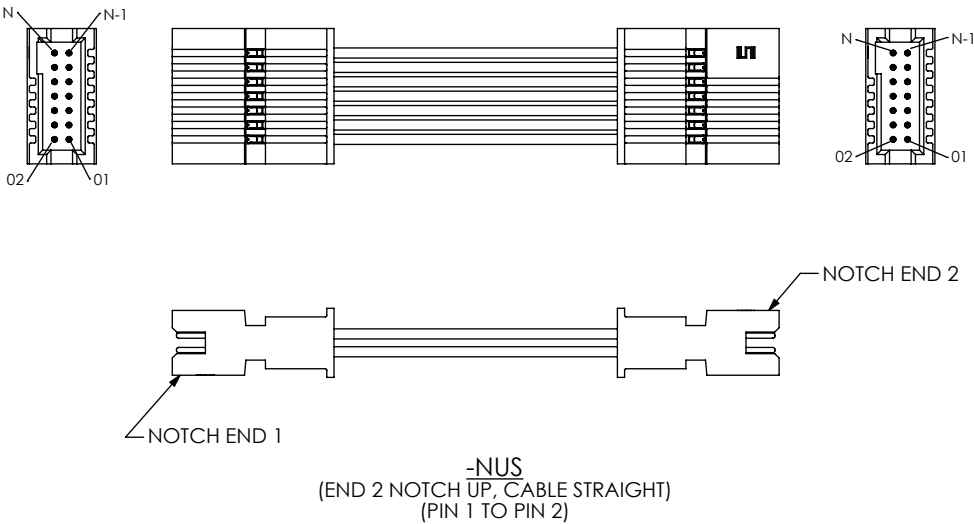


520 PARK EAST BLVD, NEW ALBANY, IN 47150
PHONE: 812-944-6733 FAX: 812-948-5047
e-Mail: info@SAMTEC.com code 55322

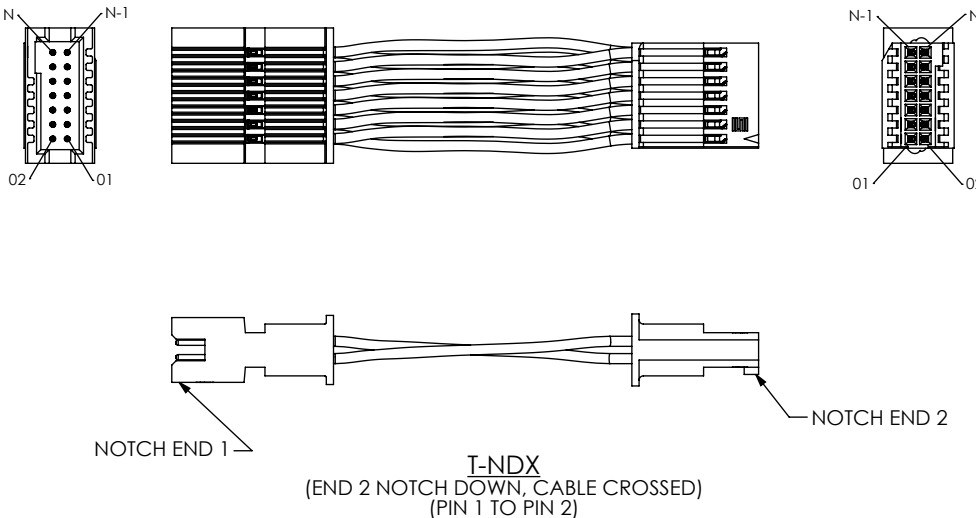
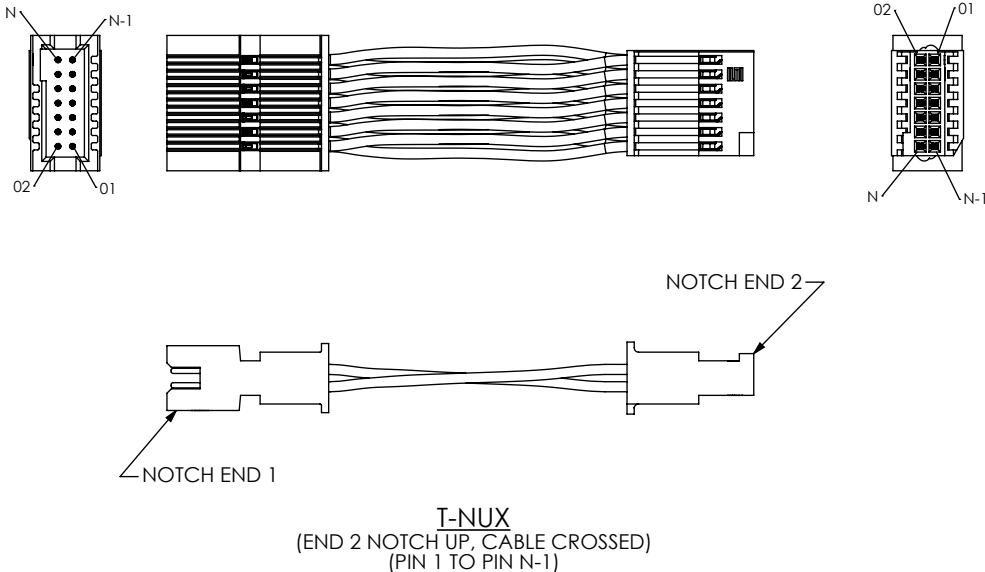
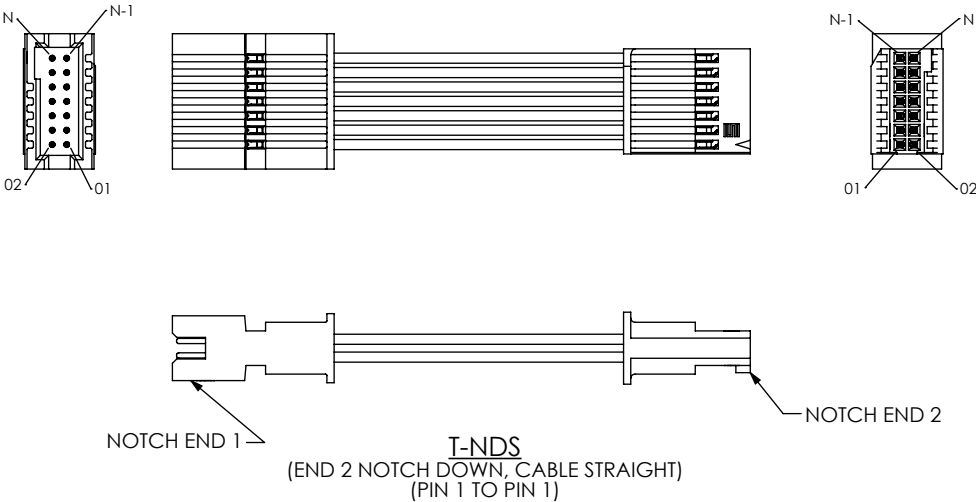
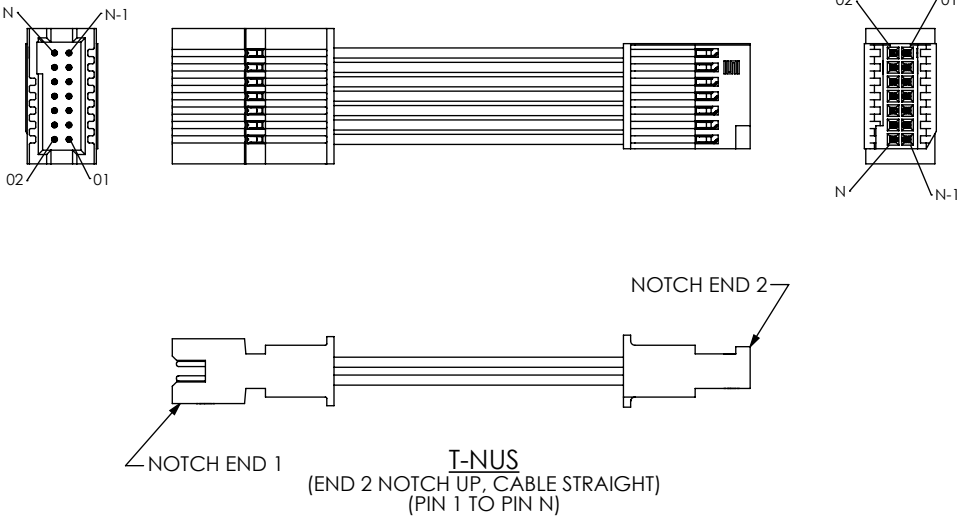
DESCRIPTION:
.050[1.27] SOCKET DISCRETE CABLE ASSEMBLY

DWG. NO.
TFSDX-XX-XXX-XX-XX.XX-XX-XXX

BY: LENNY K 7/18/06 SHEET 2 OF 6



<p>• PROPRIETARY NOTE •</p> <p>THIS DOCUMENT CONTAINS CONFIDENTIAL AND PROPRIETARY INFORMATION AND ALL DESIGN, MANUFACTURING, REPRODUCTION, USE, PATENT RIGHTS AND SALES RIGHTS ARE EXPRESSLY RESERVED BY SAMTEC, INC. THIS DOCUMENT SHALL NOT BE DISCLOSED, IN WHOLE OR PART, TO ANY UNAUTHORIZED PERSON OR ENTITY NOR REPRODUCED, TRANSFERRED OR INCORPORATED IN ANY OTHER PROJECT IN ANY MANNER WITHOUT THE EXPRESS WRITTEN CONSENT OF SAMTEC, INC.</p> <p>DO NOT SCALE DRAWING</p> <p>SHEET SCALE: 1.75:1</p>		
	520 PARK EAST BLVD, NEW ALBANY, IN 47150 PHONE: 812-944-6733 FAX: 812-948-5047 e-Mail info@SAMTEC.com code 55322	
	DESCRIPTION: .050[1.27] SOCKET DISCRETE CABLE ASSEMBLY	
	DWG. NO. TFSDX-XX-XXX-XX-XX.XX-XX-XXX	
BY: LENNY K	7/18/06	SHEET 3 OF 6



PROPRIETARY NOTE
THIS DOCUMENT CONTAINS CONFIDENTIAL AND PROPRIETARY INFORMATION AND ALL DESIGN, MANUFACTURING, REPRODUCTION, USE, PATENT RIGHTS AND SALES RIGHTS ARE EXPRESSLY RESERVED BY SAMTEC, INC. THIS DOCUMENT SHALL NOT BE DISCLOSED, IN WHOLE OR PART, TO ANY UNAUTHORIZED PERSON OR ENTITY NOR REPRODUCED, TRANSFERRED OR INCORPORATED IN ANY OTHER PROJECT IN ANY MANNER WITHOUT THE EXPRESS WRITTEN CONSENT OF SAMTEC, INC.

DO NOT SCALE DRAWING
SHEET SCALE: 2:1



520 PARK EAST BLVD, NEW ALBANY, IN 47150
PHONE: 812-944-6733 FAX: 812-948-5047
e-Mail info@SAMTEC.com code 55322

DESCRIPTION:
.050[1.27] SOCKET DISCRETE CABLE ASSEMBLY

DWG. NO.
TFSDX-XX-XXX-XX-XX.XX-XX-XXX

BY: LENNY K 7/18/06 SHEET 4 OF 6

FIG 7
-TR: TRANSFER END WITH RETENTION LATCH
(TFSDX-07-28-XX-XX.XX-TR-NUS SHOWN)
(DIFFERENT AS SHOWN,
OTHERWISE SAME AS FIG 1)

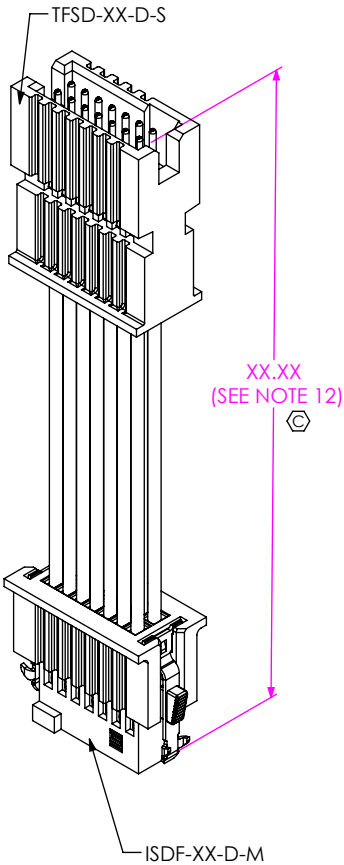


FIG 8
-TR: TRANSFER END WITH RETENTION LATCH
(TFSDX-07-28-XX-XX.XX-TR-NDS SHOWN)
(DIFFERENT AS SHOWN,
OTHERWISE SAME AS FIG 1)

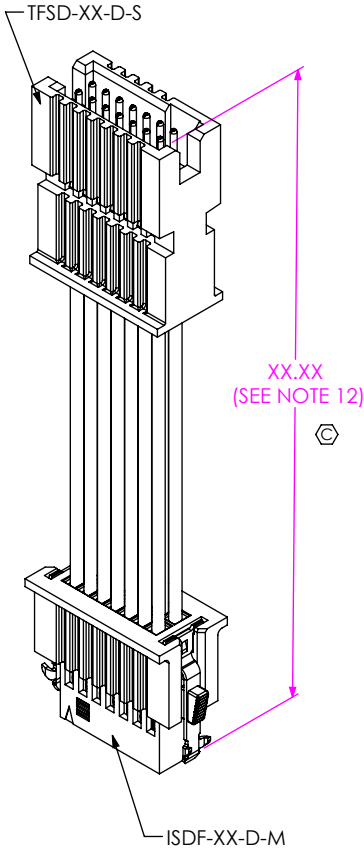


FIG 9
-TR: TRANSFER END WITH RETENTION LATCH
(TFSDX-07-28-XX-XX.XX-TR-NDX SHOWN)
(DIFFERENT AS SHOWN,
OTHERWISE SAME AS FIG 1)

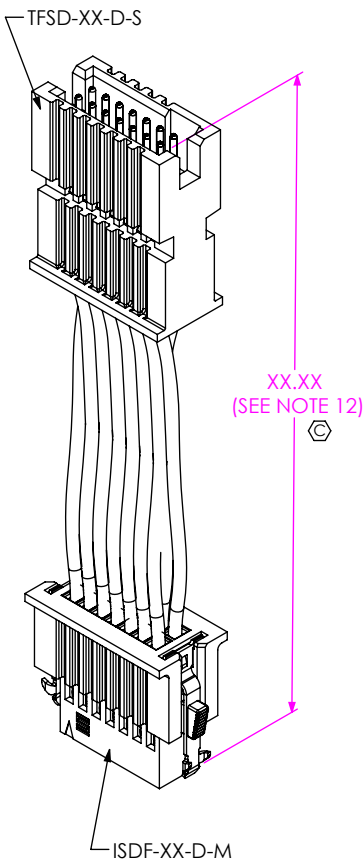
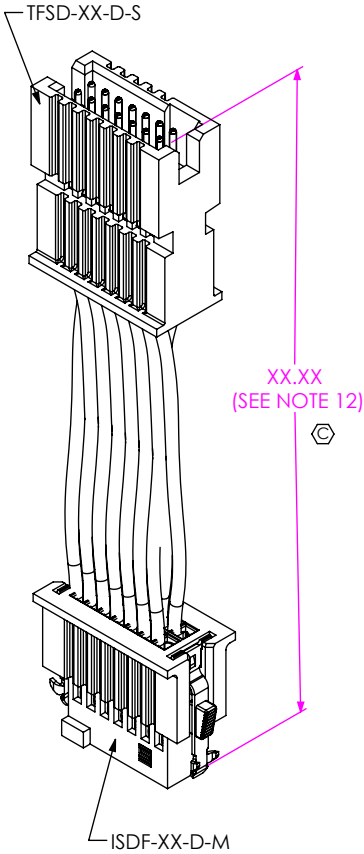


FIG 10
-TR: TRANSFER END WITH RETENTION LATCH
(TFSSX-07-28-XX-XX.XX-TR-NUX SHOWN)
(DIFFERENT AS SHOWN,
OTHERWISE SAME AS FIG 1)



PROPRIETARY NOTE
THIS DOCUMENT CONTAINS CONFIDENTIAL AND
PROPRIETARY INFORMATION AND ALL DESIGN,
MANUFACTURING, REPRODUCTION, USE, PATENT RIGHTS
AND SALES RIGHTS ARE EXPRESSLY RESERVED BY SAMTEC,
INC. THIS DOCUMENT SHALL NOT BE DISCLOSED, IN WHOLE
OR PART, TO ANY UNAUTHORIZED PERSON OR ENTITY NOR
REPRODUCED, TRANSFERRED OR INCORPORATED IN ANY
OTHER PROJECT IN ANY MANNER WITHOUT THE EXPRESS
WRITTEN CONSENT OF SAMTEC, INC.

DO NOT SCALE DRAWING

SHEET SCALE: 2:1



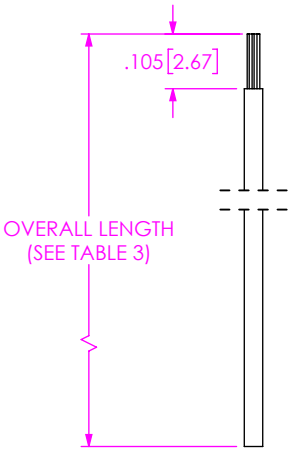
520 PARK EAST BLVD, NEW ALBANY, IN 47150
PHONE: 812-944-6733 FAX: 812-948-5047
e-Mail: info@SAMTEC.com code 55322

DESCRIPTION:
.050[1.27] SOCKET DISCRETE CABLE ASSEMBLY

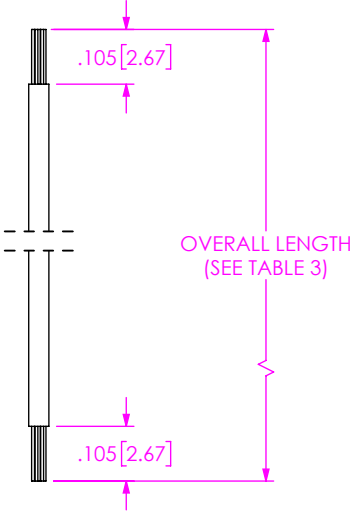
DWG. NO.
TFSDX-XX-XXX-XX-XX.XX-XX-XXX

BY: LENNY K 7/18/06 SHEET 5 OF 6

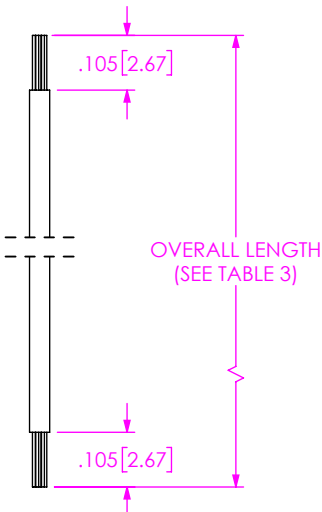
CABLE CUT IN-PROCESS



-S: SINGLE END



-D: DOUBLE END



-T: TRANSFER END

TABLE 3 (OVERALL LENGTH SUBTRACTORS) (SEE NOTE 14)	
	LENGTH
-S: SINGLE END	.400 [10.16]
-D: DOUBLE END	.800 [20.32]
-T: TRANSFER END	.675 [17.15]

• PROPRIETARY NOTE •
THIS DOCUMENT CONTAINS CONFIDENTIAL AND
PROPRIETARY INFORMATION AND ALL DESIGN,
MANUFACTURING, REPRODUCTION, USE, PATENT RIGHTS
AND SALES RIGHTS ARE EXPRESSLY RESERVED BY SAMTEC,
INC. THIS DOCUMENT SHALL NOT BE DISCLOSED, IN WHOLE
OR PART, TO ANY UNAUTHORIZED PERSON OR ENTITY NOR
REPRODUCED, TRANSFERRED OR INCORPORATED IN ANY
OTHER PROJECT IN ANY MANNER WITHOUT THE EXPRESS
WRITTEN CONSENT OF SAMTEC, INC.



520 PARK EAST BLVD, NEW ALBANY, IN 47150
PHONE: 812-944-6733 FAX: 812-948-5047
e-Mail info@SAMTEC.com code 55322

SHEET SCALE: 2:1

DESCRIPTION:
.050[1.27] SOCKET DISCRETE CABLE ASSEMBLY

DWG. NO.
TFSDX-XX-XXX-XX-XX.XX-XX-XXX

BY: LENNY K 7/18/06 SHEET 6 OF 6