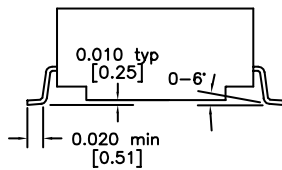
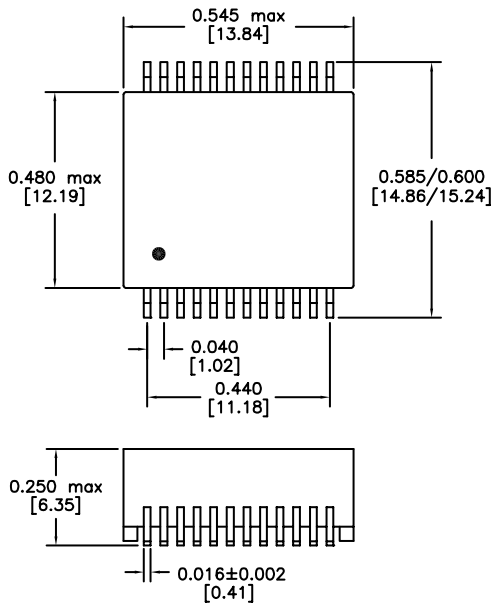


HALO Electronics offers a complete family of dual port, “Remote Power”, solutions. Available in both commercial and industrial temperature ranges. Designed to meet the requirements of IEEE802.3af with 350 mA current capability.



NJ Package



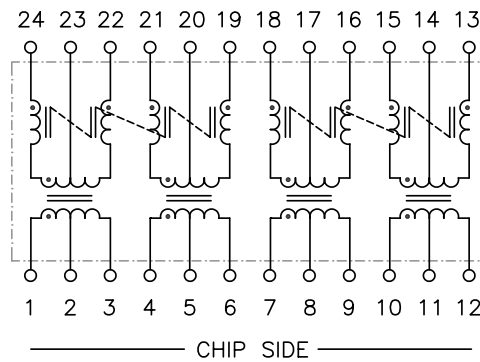
DIMENSIONS : Inch [mm]
CO-PLANARITY : 0.004 [0.10]

Patented Construction

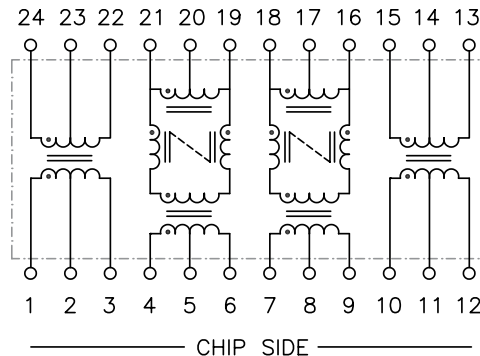
US Pat Nbrs: 5,656,985 6,297,721 B1
6,297,720 B1 6,320,489 B1
6,344,785 B1 6,662,431 B1



Circuit Diagram A



Circuit Diagram B



Electrical Specifications @ 25°C

Isolation Voltage: 1,500Vrms
Turns Ratio, TX & RX: 1CT:1CT
Insertion Loss (0.1-100MHz): -1.1dB max
OCL @100KHz, 8mA: 350µH min
(over full temp. range)

Return Loss
0.5-30MHz: -18dB min
40MHz: -15.5dB min
50MHz: -13.6dB min
60-80MHz: -12dB min

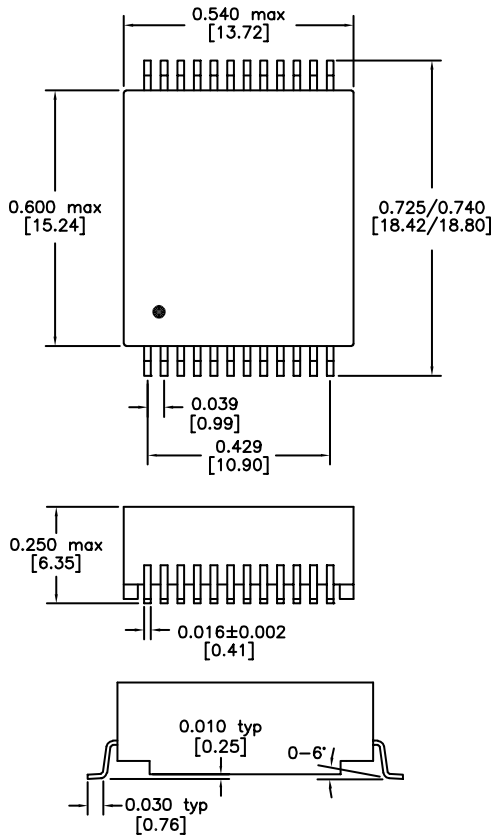
| Part Number | Temp Range | PRI/SEC Cw/w (pF typ) | PRI DCR (Ω max) | CMR (.1-100MHz) | Crosstalk (1-100MHz) | Circuit Diagram |
|-----------------|-------------|-----------------------|-----------------|-----------------|----------------------|-----------------|
| TG110-RP06NJRL | 0 to 70C | 25 | 0.9 | -38dB typ | -38dB typ | A |
| TG110-RP07NJRL | 0 to 70C | 25 | 0.9 | -40dB typ* | -40dB typ | B |
| TG110-RPE12NJRL | -40 to +85C | 25 | 1.0 | -38dB typ | -38dB typ | A |

*TX only

HALO Electronics offers a complete family of dual port, “Remote Power”, solutions. Available in both commercial and industrial temperature ranges. Designed to meet the requirements of IEEE802.3af with 350 mA current capability.



NY Package



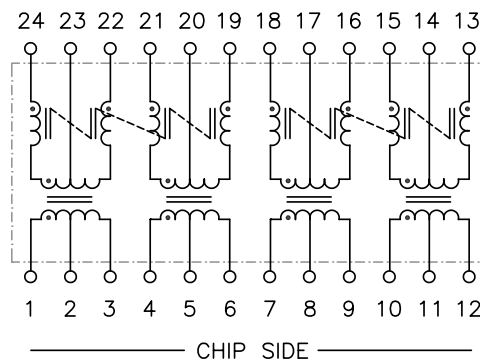
DIMENSIONS : Inch [mm]
CO-PLANARITY : 0.004 [0.10]

Patented Construction

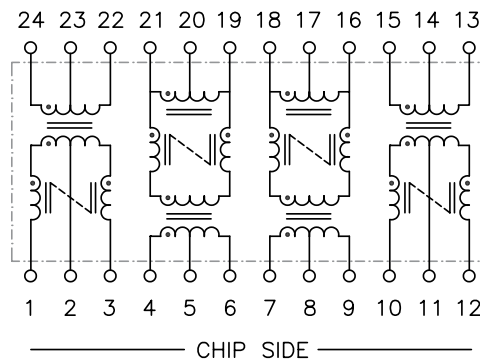
US Pat Nbrs: 5,656,985 6,297,721 B1
6,297,720 B1 6,320,489 B1
6,344,785 B1 6,662,431 B1



Circuit Diagram A



Circuit Diagram B



Electrical Specifications @ 25°C

Isolation Voltage: 1,500Vrms
Turns Ratio, TX & RX: 1CT:1CT
Insertion Loss (0.1-100MHz): -1.1dB max
OCL @100KHz, 8mA: 350µH min
(over full temp. range)

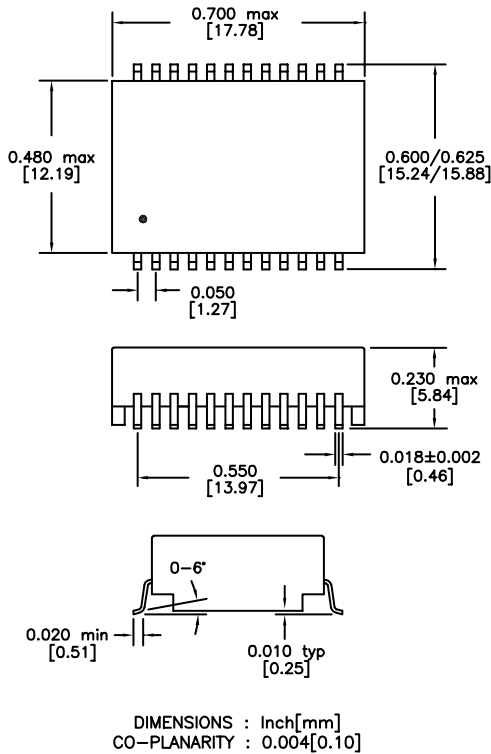
Return Loss
0.5-30MHz: -18dB min
40MHz: -15.5dB min
50MHz: -13.6dB min
60-80MHz: -12dB min

| Part Number | Temp Range | PRI/SEC Cw/w (pF typ) | PRI DCR (Ω max) | CMR (.1-100MHz) | Crosstalk (1-100MHz) | Circuit Diagram |
|-----------------|-------------|-----------------------|-----------------|-----------------|----------------------|-----------------|
| TG110-RP05NYRL | 0 to 70C | 25 | 0.9 | -40dB typ | -40dB typ | B |
| TG110-RP10NYRL | 0 to 70C | 25 | 0.9 | -38dB typ | -38dB typ | A |
| TG110-RPE10NYRL | -40 to +85C | 25 | 1.0 | -38dB typ | -38dB typ | A |

HALO Electronics offers a complete family of dual port, “Remote Power”, solutions. Available in both commercial and industrial temperature ranges. Designed to meet the requirements of IEEE802.3af with 350 mA current capability. Auto-MDIX compatible. Standard devices are available for most leading silicon vendors’ Phy’s.



NZ Package



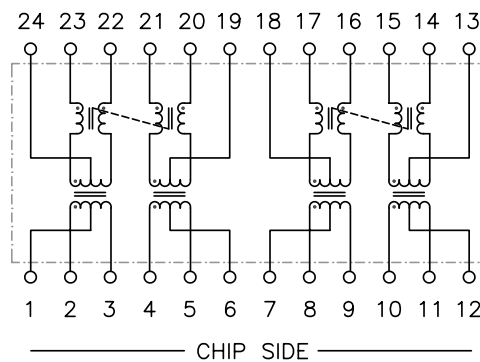
Patented Construction

US Pat Nbrs: 5,656,985 6,297,721 B1
6,297,720 B1 6,320,489 B1
6,344,785 B1 6,662,431 B1

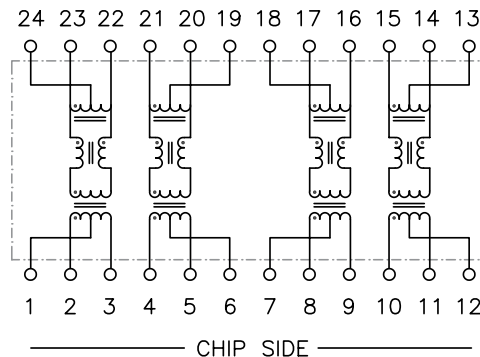
Electrical Specifications @ 25°C

Isolation Voltage: 1,500Vrms
Turns Ratio, TX & RX: 1CT:1CT
Insertion Loss (0.1-100MHz): -1.1dB max
OCL @100KHz, 8mA: 350µH min
(over full temp. range)

Circuit Diagram A



Circuit Diagram B



| Part Number | Temp Range | PRI/SEC Cw/w (pF typ) | PRI DCR (Ω max) | CMR (.1-100MHz) | Crosstalk (1-100MHz) | Circuit Diagram |
|----------------|-------------|-----------------------|-----------------|------------------|----------------------|-----------------|
| TG110-RP01NZRL | 0 to 70C | 25 | 0.9 | -38dB typ | -38dB typ | A |
| TG110-RP03NZRL | 0 to 70C | 25 | 0.9 | -40dB typ | -40dB typ | B |
| TG110-RPE9NZRL | -40 to +85C | 25 | 1.0 | -38dB typ | -38dB typ | A |