



Topstek Current Transducer TH3A .. TH50A


TH 3A~50A

Features

- ◆ Highly reliable Hall Effect device
- ◆ Compact and light weight
- ◆ Fast response time
- ◆ Excellent linearity of the output voltage over a wide input range
- ◆ Excellent frequency response (> 50 kHz)
- ◆ Low power consumption (12 mA nominal)
- ◆ Capable of measuring both DC and AC, both pulsed and mixed
- ◆ High isolation voltage between the measuring circuit and the current-carrying conductor (AC2.5KV)
- ◆ Extended operating temperature range
- ◆ Flame-Retardant plastic case and silicone encapsulate, using UL classified materials, ensures protection against environmental contaminants and vibration over a wide temperature and humidity range

Applications

- ◆ UPS systems
- ◆ Industrial robots
- ◆ NC tooling machines
- ◆ Elevator controllers
- ◆ Process control devices
- ◆ AC and DC servo systems
- ◆ Motor speed controller
- ◆ Electrical vehicle controllers
- ◆ Inverter-controlled welding machines
- ◆ General and special purpose inverters
- ◆ Power supply for laser processing machines
- ◆ Controller for traction equipment e.g. electric trains
- ◆ Other automatic control systems



Specifications

Parameter	Symbol	Unit	TH3A .. TH50A	TH3A-B12 .. TH50A-B12
Nominal Input Current	I_{fn}	A DC	3 .. 50	
Linear Range	I_{fs}	A DC	$\pm 9 .. \pm 150 = 3x I_{fn}$	$\pm 7.2 .. \pm 120 = 2.4x I_{fn}$
Nominal Output Voltage	V_{hn}	V	4 V \pm 1% at $I_f=I_{fn}$ ($R_L=10k\Omega$)	
Offset Voltage	V_{os}	mV	Within ± 40 mV @ $I_f=0$, $T_a=25^\circ C$	
Output Resistance	R_{OUT}	Ω	<100 Ω	
Hysteresis Error	V_{oh}	mV	Within ± 15 mV @ $I_f=I_{fn} \rightarrow 0$	
Supply Voltage	V_{CC}/V_{EE}	V	$\pm 15V \pm 5\%$	$\pm 12V \pm 5\%$
Linearity	ρ	%	Within $\pm 1\%$ of I_{fn}	
Consumption Current	I_{CC}	mA	± 12 mA nominal, ± 16 mA max	
Response Time (90% V_{hn})	T_r	μ sec	5 μ sec max. @ $d I_f / dt = I_{fn} / \mu$ sec	
Frequency bandwidth (-3dB)	f_{BW}	Hz	DC to 50kHz	
Thermal Drift of Output	-	%/ $^\circ C$	Within ± 0.1 %/ $^\circ C$ @ I_{fn}	
Thermal Drift of Zero Current Offset	-	mV/ $^\circ C$	Within ± 1.5 mV/ $^\circ C$ @ I_{fn}	
Dielectric Strength	-	V	AC2.5KV X 60 sec	
Isolation Resistance @ 1000 VDC	R_{IS}	M Ω	>1000 M Ω	
Operating Temperature	T_a	$^\circ C$	-15 $^\circ C$ to 80 $^\circ C$	
Storage Temperature	T_s	$^\circ C$	-20 $^\circ C$ to 85 $^\circ C$	
Mass	W	g	10 g	



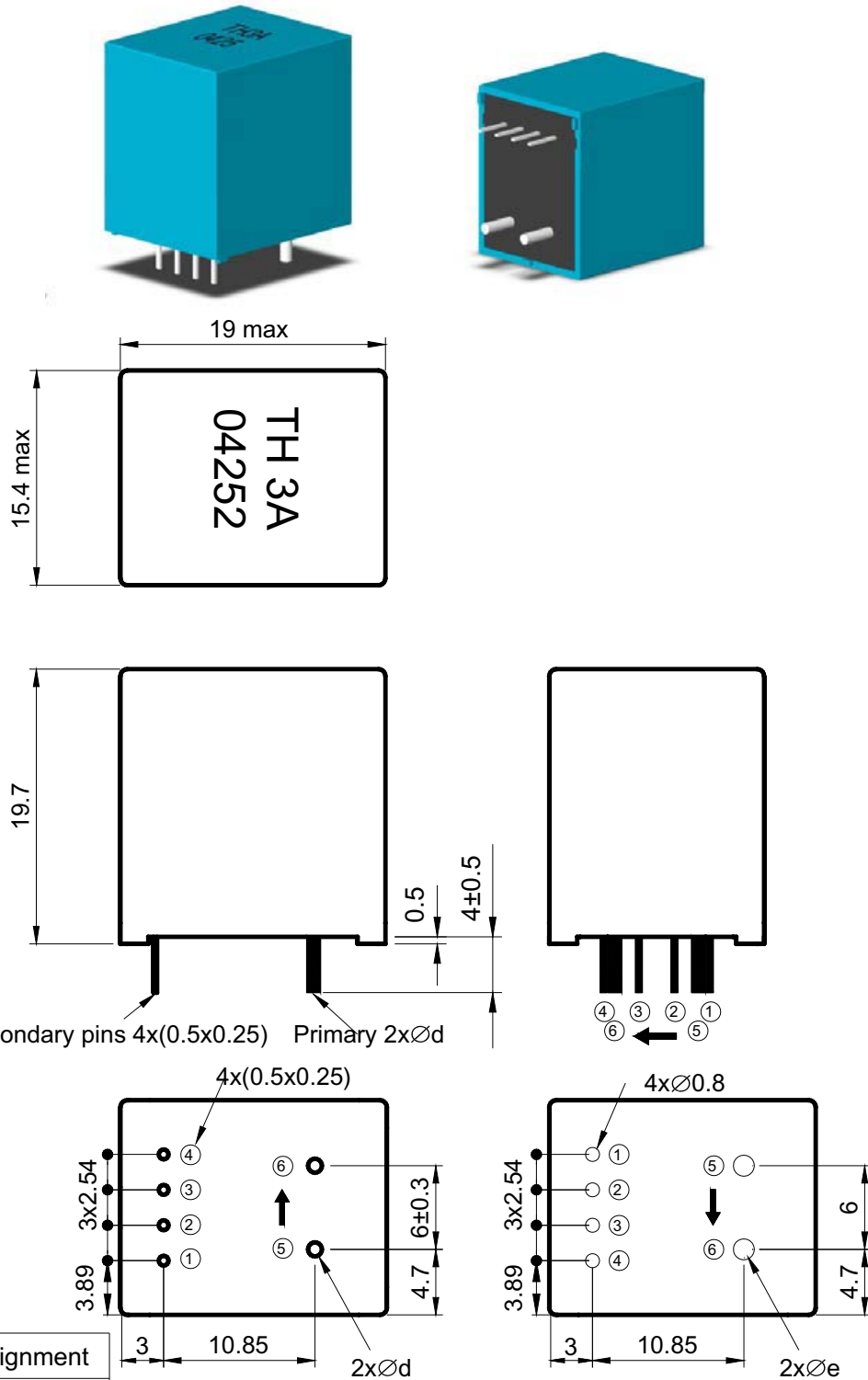


Topstek Current Transducer TH3A .. TH50A

Appearance, dimensions and pin identification for TH3A .. TH30A models

All dimensions in mm ± 0.2 , holes $-0, +0.2$ except otherwise noted.

www.DataSheet4U.com



Pin Assignment	
①	-15V
②	0V
③	+15V
④	Vout
⑤	I +
⑥	I -

Bottom View

← PCB mounting hole layout
Positive current flow direction

Part Number	1-3A	4-6A	6-9A	10-12.5A	13-18.5A	20-30A
d(mm)	0.6	0.8	1.0	1.2	1.4	1.6
e(mm)	1.2	1.2	1.6	1.8	2.2	2.4



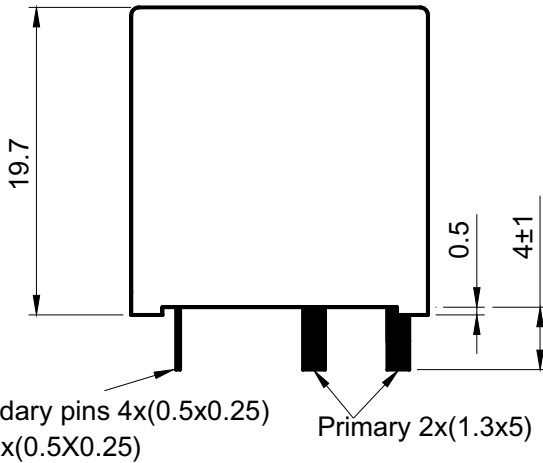
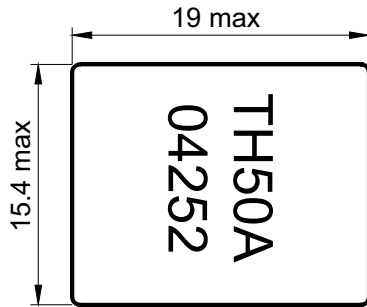




Topstek Current Transducer TH3A .. TH50A

Appearance, dimensions and pin identification for TH37.5A .. TH50A models

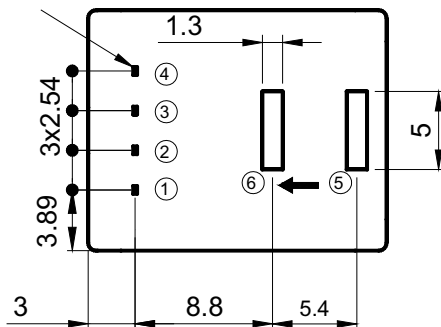
All dimensions in mm ± 0.2 , holes $-0, +0.2$ except otherwise noted.

www.DataSheet4U.com

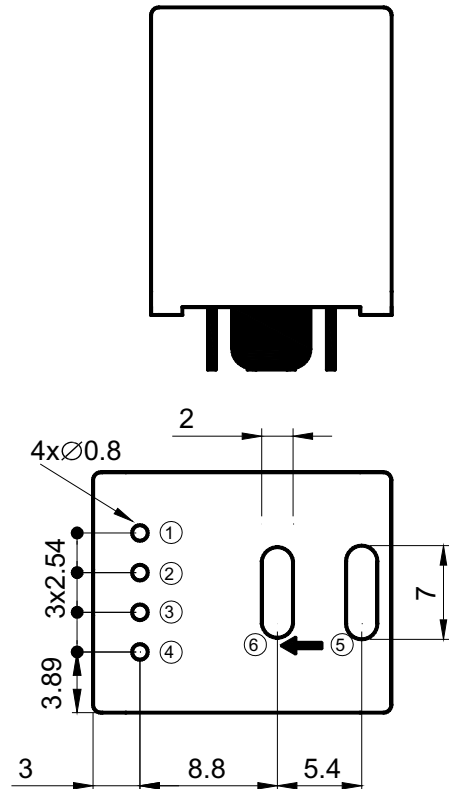


Secondary pins 4x(0.5x0.25)
4x(0.5x0.25)

Primary 2x(1.3x5)



Bottom View



PCB mounting hole layout

→ Positive current flow direction

Pin Assignment	
①	-15V
②	0V
③	+15V
④	Vout
⑤	I +
⑥	I -

Part Number	TH37.5A	TH50A
d(mm)	□1.3x5	□1.3x5
e(mm)	□2.0x6	□2.0x6

