

DESCRIPTION: 1W 3KVDC Isolated Miniature Dual Output DC/DC Converters

The TKA series are miniature, isolated 1W DC/DC converters in a SIP and DIP package. They offer the ideal solution in many space critical applications for board level power distribution. The internal SMD construction makes it possible to offer a product with high performance at low cost. The series offers smaller size, improved efficiency, lower output ripple noise and 3KVDC isolation.

FEATURES

RoHS compliant, CE certification	Efficiency up to 83%	Operating temperature:-40°C to 105°C
UL 94V-0 package material	Internal SMD construction	Industry standard pinout
Power sharing on output	Input voltage :3.3V, 5V,12V,24V	Output voltage: ±3.3V, ±5V, ±9V, ±12V, ±15V, ±24V

SELECTION GUIDE

Part Number	Nominal Input Voltage	Output Voltage	Output Current (Max./Min)	Efficiency	Package Style
	V	V	mA	%	
TKA0303D	3.3	±3.3	±151/±15.1	75	DIP
TKA0305D	3.3	±5	±100/±10	80	DIP
TKA0309D	3.3	±9	±55/±5.5	74	DIP
TKA0312D	3.3	±12	±43/±4.3	79	DIP
TKA0315D	3.3	±15	±34/±3.4	80	DIP
TKA0324D	3.3	±24	±21/±2.1	82	DIP
TKA0303S	3.3	±3.3	±151/±15.1	73	SIP
TKA0305S	3.3	±5	±100/±10	80	SIP
TKA0309S	3.3	±9	±55/±5.5	76	SIP
TKA0312S	3.3	±12	±43/±4.3	77	SIP
TKA0315S	3.3	±15	±34/±3.4	80	SIP
TKA0324S	3.3	±24	±21/±2.1	82	SIP
TKA0503D	5	±3.3	±151/±15.1	78	DIP
TKA0505D	5	±5	±100/±10	72	DIP
TKA0509D	5	±9	±55/±5.5	75	DIP
TKA0512D	5	±12	±43/±4.3	77	DIP
TKA0515D	5	±15	±34/±3.4	79	DIP
TKA0524D	5	±24	±21/±2.1	82	DIP
TKA0503S	5	±3.3	±151/±15.1	78	SIP
TKA0505S	5	±5	±100/±10	72	SIP
TKA0509S	5	±9	±55/±5.5	77	SIP
TKA0512S	5	±12	±43/±4.3	78	SIP
TKA0515S	5	±15	±34/±3.4	79	SIP
TKA0524S	5	±24	±21/±2.1	82	SIP
TKA1205D	12	±5	±100/±10	75	DIP
TKA1209D	12	±9	±55/5.5	79	DIP
TKA1212D	12	±12	±43/±4.3	82	DIP
TKA1215D	12	±15	±34/±3.4	82	DIP
TKA1224D	12	±24	±21/±2.1	82	DIP
TKA1205S	12	±5	±100/±10	73	SIP
TKA1209S	12	±9	±55/±5.5	79	SIP
TKA1212S	12	±12	±43/±4.3	81	SIP
TKA1215S	12	±15	±34/±3.4	81	SIP
TKA1224S	12	±24	±21/±2.1	82	SIP
TKA2405D	24	±5	±100/±10	70	DIP
TKA2412D	24	±12	±43/±4.3	79	DIP
TKA2415D	24	±15	±34/±3.4	81	DIP
TKA2405S	24	±5	±100/±10	70	SIP
TKA2412S	24	±12	±43/±4.3	79	SIP
TKA2415S	24	±15	±34/±3.4	81	SIP

Add suffix "P" for continuous short circuit protection, for example TKA0505SP.

INPUT CHARACTERISTICS

Parameter	Conditions	Min.	Typ.	Max.	Units
Voltage range	3.3V input variants	2.9	3.3	3.6	V
Voltage range	5V input variants	4.5	5	5.6	V
Voltage range	12V input variants	10.7	12	13.1	V
Voltage range	24V input variants	22	24	26.5	V
Reflected ripple current	3.3V input		30	60	mA p-p
Reflected ripple current	All other		25	37	mA p-p

ABSOLUTE MAXIMUM RATINGS

Short-circuit protection	1 second
Lead temperature 1.5mm from case for 12 seconds	300 °C
Internal power dissipation	540mW
Input voltage Vin, TKA03	5.5V
Input voltage Vin, TKA05	7V
Input voltage Vin, TKA12	15V
Input voltage Vin, TKA24	28V

ISOLATION CHARACTERISTICS

Parameter	Conditions	Min.	Typ.	Max.	Units
Isolation test voltage	tested for 1 second	3000			VDC
Resistance	Viso= 1000VDC	1			GΩ

All specifications typical at TA=25°C, nominal input voltage and rated output current unless otherwise specified.

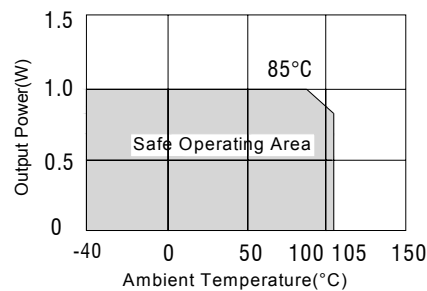
GENERAL CHARACTERISTICS

Parameter	Conditions	Min.	Typ.	Max.	Units
Switching frequency	3V input and 0503		95		kHz
Switching frequency	All other types		120		kHz

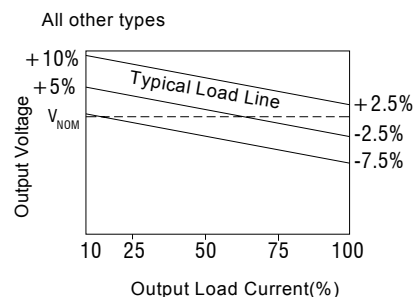
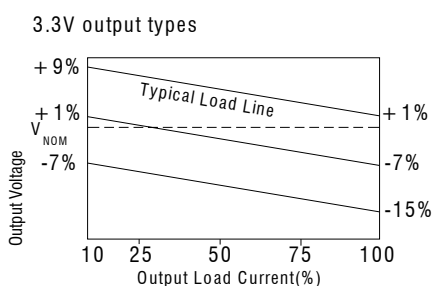
TEMPERATURE CHARACTERISTICS

Parameter	Conditions	Min.	Typ.	Max.	Units
Specification	Derating if the temperature ≥85°C	-40		105	°C
Storage		-50		130	°C
Case temperature rise above ambient	5V output types		30		°C
Case temperature rise above ambient	All other types		21		°C
Cooling	Free air convection				

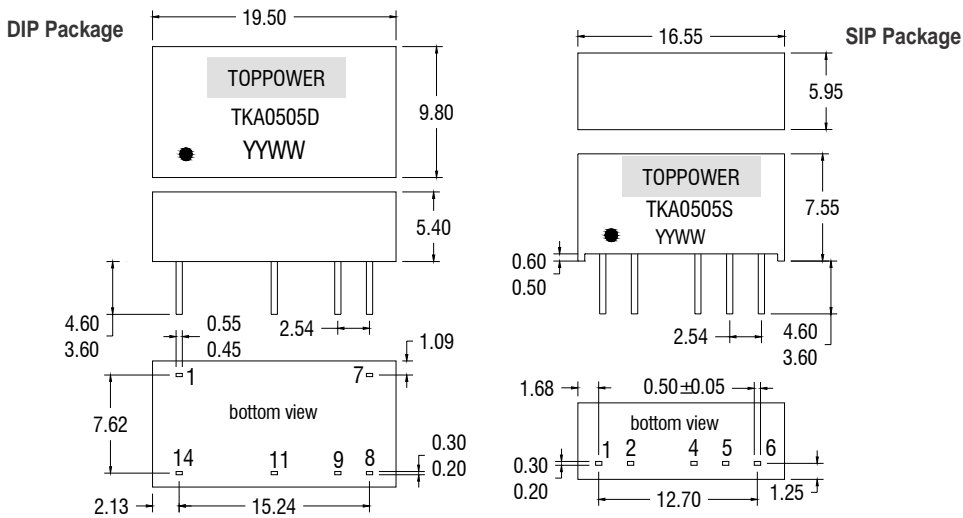
TEMPERATURE DERATING GRAPHS



TOLERANCE ENVELOPES



MECHANICAL DIMENSIONS **PIN CONNECTIONS**

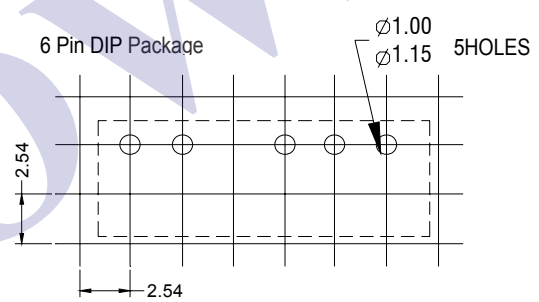
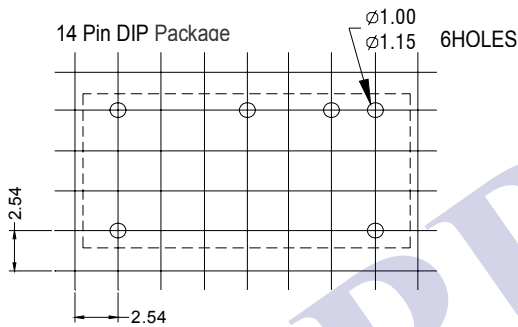


14 PIN DIP	
Pin	Function
1	-Vin
7	NC
8	OV
9	+Vout
11	-Vout
14	+ Vin

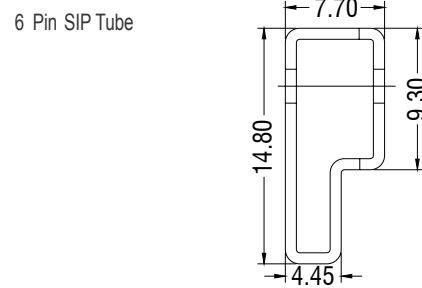
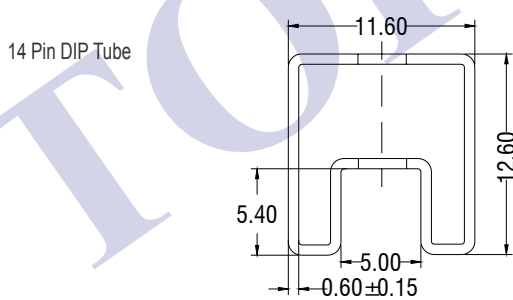
6 PIN SIP	
Pin	Function
1	+Vin
2	-Vin
4	-Vout
5	OV
6	+Vout

All dimensions in $\pm 0.25\text{mm}$. All pins on a 2.54 mm pitch and within $\pm 0.25\text{mm}$ of true position weight: 1.4g(SIP) 1.9g(DIP)

RECOMMENDED FOOTPRINT DETAILS



TUBE OUTLINE DIMENSIONS



Unless otherwise stated all dimensions in mm $\pm 0.5\text{mm}$

Tube length(14 Pin DIP): 520mm $\pm 2\text{mm}$

DIP Tube Quantity: 30PCS

Tube length(6 Pin SIP): 525mm $\pm 2\text{mm}$

SIP Tube Quantity: 30PCS

SOLDERING INFORMATION

This series is compatible with RoHS soldering systems with a peak wave solder temperature of 300°C for 10 seconds. Both types in this series are backward compatible with Sn/Pb soldering systems.