

TL2272-96 3⁸ Decoder with One-key Selection Doorbell

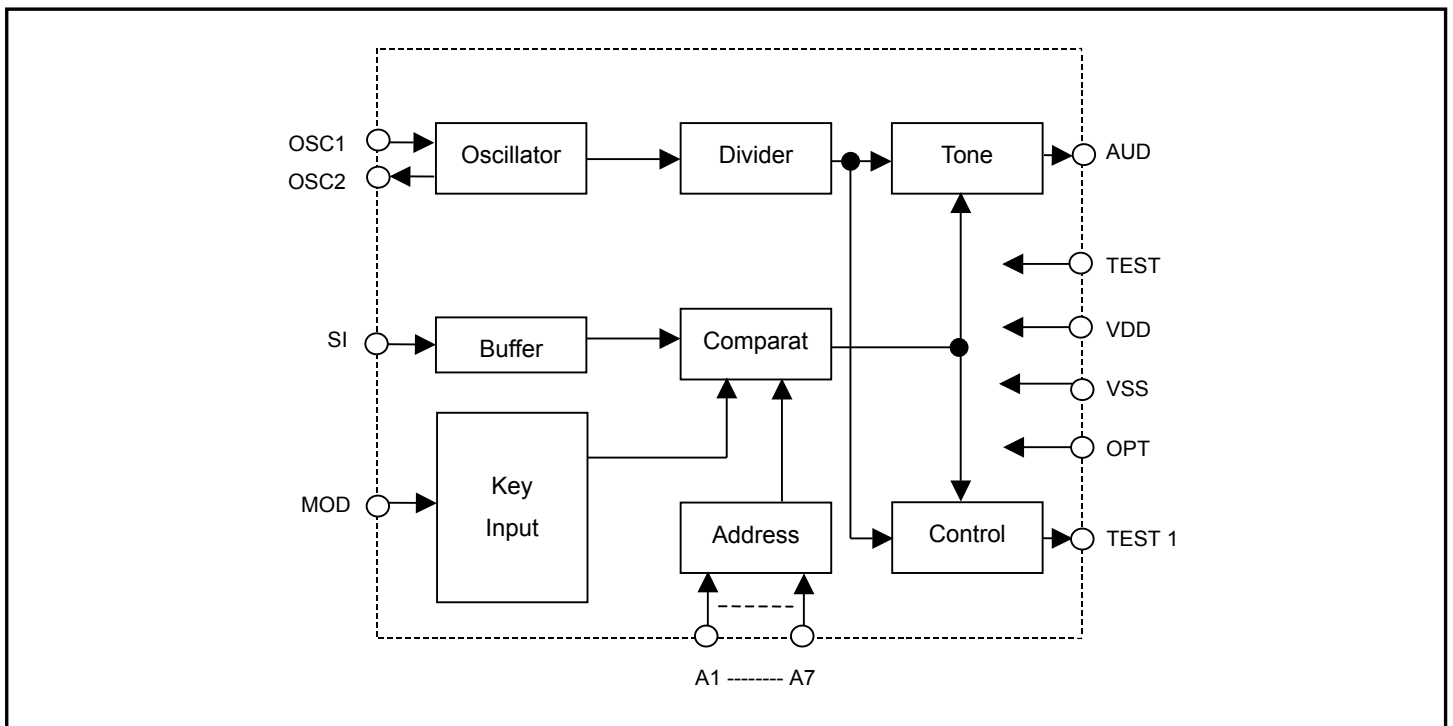
GENERAL DESCRIPTION


The main application area for the TL2272-96 device is for remote control doorbells working together with TL2262. Containing all the functions of the TL2272 decoder and melody generator, the device eliminates the need for customers to incorporate an external op-amp and melody generator IC within their product applications, in the process significantly reducing overall product costs. In addition to being fully compatible with the TL2272 circuitry, the device includes the following features; Internal 2 channel tone generator and current type audio output.

FEATURES

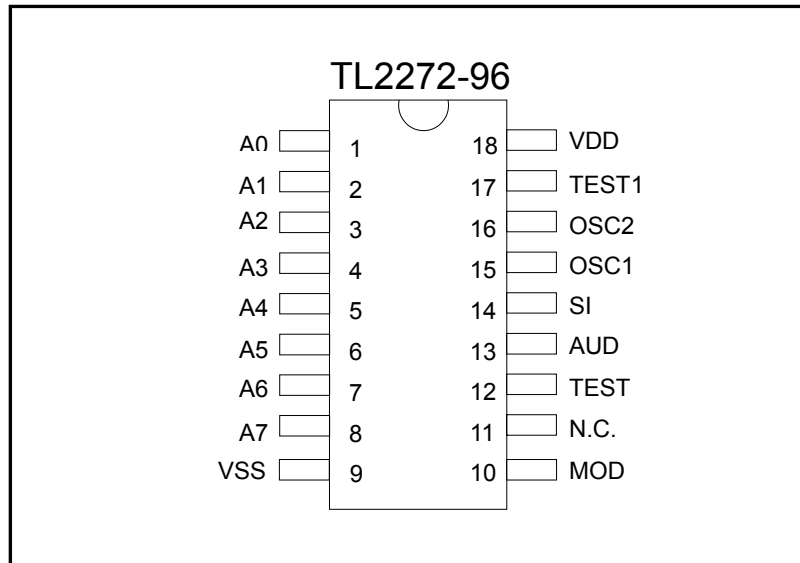
1. Operating voltage: 2.4V~5.0V
2. 2 channel dual tone generator
3. On chip RC oscillator
4. Current type D/A output
5. TL2262 encoder pair with
6. Provided one-key sequential selection audio output
7. Tone optional :
 1. Ding-Dong Ding-Dong
 2. Ding-Ding Ding-Ding
 3. Westminster Tunes
 4. For Alice
8. 16-pin DIP package

BLOCK DIAGRAM





PIN ASSIGNMENT



PIN DESCRIPTION


Pin No.	Pin Name	I/O	Description
1~8	A0~A7	I	Address pin
9	VSS	-	Negative power supply
10	MOD	I	Sequential selection audio output
11	N.C.	-	No connect
12	TEST	I	Test pin
13	AUD	O	Audio output
14	SI	I	Serial data input
15	OSC1	I	Oscillator input pin
16	OSC2	O	Oscillator output pin
17	TEST1	I	Test pin
18	VDD	-	Positive power supply

DC CHARACTERICS

VDD=4.5V, Fosc=80KHz, TA=25 °C (unless otherwise noted.)

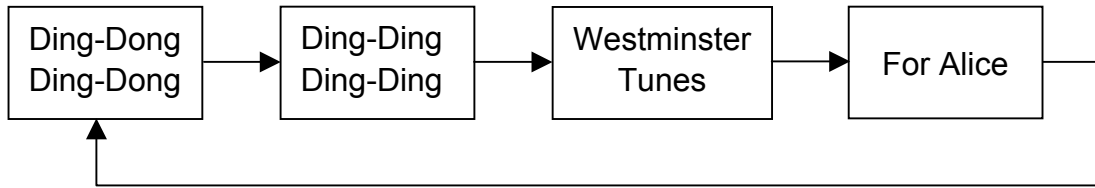
Symbol	Parameter	Min.	Typ.	Max.	Unit	Remark
V _{DD}	Operating voltage	2.4	-	5	V	
I _{STB}	Standby current	-	2	-	uA	Oscillator stop, @V _{DD} =4.5V
I _{DD}	Operating current	-	0.3	1	mA	No load, @V _{DD} =4.5V
I _{AUD}	AUD output current	3	5	-	mA	
V _{IH}	High input voltage	3.5	-	5	V	
V _{IL}	Low input voltage	0	-	1	V	
F _{osc}	Oscillator frequency	-	80	-	KHz	External R _{osc} 270KΩ
T _{emp.}	Operating temperature	0	25	60	°C	

* All specs and applications shown above subject to change without prior notice.
(以上電路及規格僅供參考, 本公司得逕行修正)



FUNCTIONAL DESCRIPTION

When push MOD pin, tone out will sequential change as follow :



APPLICATION DIAGRAM

