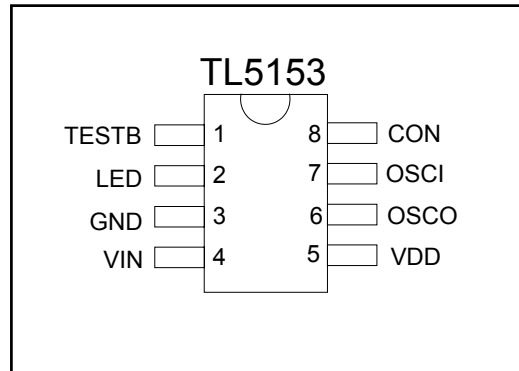


TL5153 Battery Charge

General Description

The TL5153 is a CMOS LSIs designed for battery charge applications. The TL5153 is a rechargeable battery charge controller, When the battery starting charge, TL5153 will wake-up and count up about 1 minute, When after 1 minute TL5153 will automatically go into powered-off mode.

Pin Assignment




Pin Description

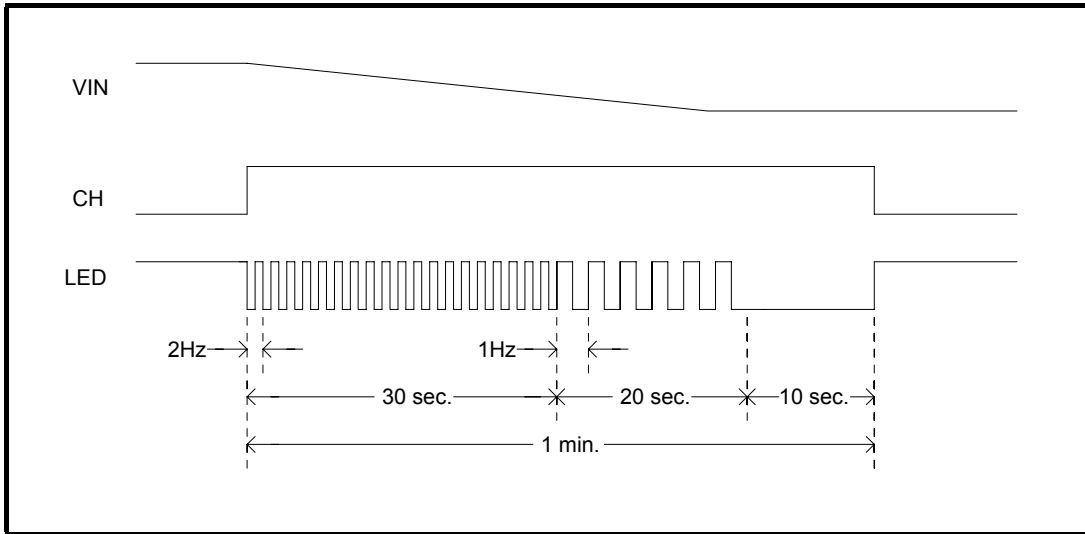
PIN	NAME	FUNCTION
1	TESTB	Test Used.
2	LED	Charger indicate.
3	GND	Negative power supply.
4	VIN	Rechargeable battery voltage input pin.
5	VDD	Positive power supply.
6	OSCO	Oscillator output pin.
7	OSCI	Oscillator input pin.
8	CON	Chagre control pin.

Electrical Characteristics

Parameter	Symbol	Min	Typ	Max	Units	Conditions
Supply Voltage	V_{DD}	1.8	4.5	5.0	V	
Stand by Current	$I_{stand-by}$	-	-	3.0	uA	Unload
Operating Current	I_{DD}	-	-	0.4	mA	Unload
LED Driving Current	I_{DrLED}	15	-	-	mA	Load=0.7V
Oscillator Frequency	F_{OSC}	-	128	-	KHz	@Rosc=220KΩ



Battery charge timing



Application Circuit

