

TOSHIBA INFRARED LED GaAs INFRARED EMITTER

TLN110

INFRARED LED FOR REMOTE-CONTROL SYSTEMS

Unit : mm

REMOTE-CONTROL SYSTEMS

SMOKE SENSORS

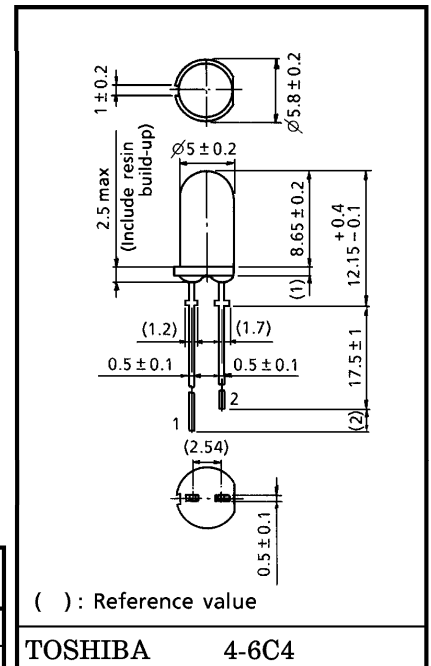
OPTO-ELECTRONIC SWITCHES

- High radiant intensity : $I_E = 30\text{mW/sr}$ (typ.)
- Excellent radiant-intensity linearity. Modulation by pulse operation and high frequency is possible.
- TPS703 PIN photodiode with resin to acreen out visible light available as detector for remote control

MAXIMUM RATINGS ($T_a = 25^\circ\text{C}$)

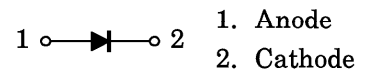
CHARACTERISTIC	SYMBOL	RATING	UNIT
Forward Current	I_F	100	mA
Forward Current Derating ($T_a > 25^\circ\text{C}$)	$\Delta I_F / ^\circ\text{C}$	-1.33	mA/°C
Pulse Forward Current	I_{FP} (Note)	1	A
Reverse Voltage	V_R	5	V
Power Dissipation	P_D	150	mW
Operating Temperature Range	T_{opr}	-20~75	°C
Storage Temperature Range	T_{stg}	-30~100	°C

(Note) : Pulse width $\leq 100 \mu\text{s}$, repetitive frequency = 100 Hz



Weight : 0.32 g (typ.)

PIN CONNECTION



OPTICAL AND ELECTRICAL CHARACTERISTICS ($T_a = 25^\circ\text{C}$)

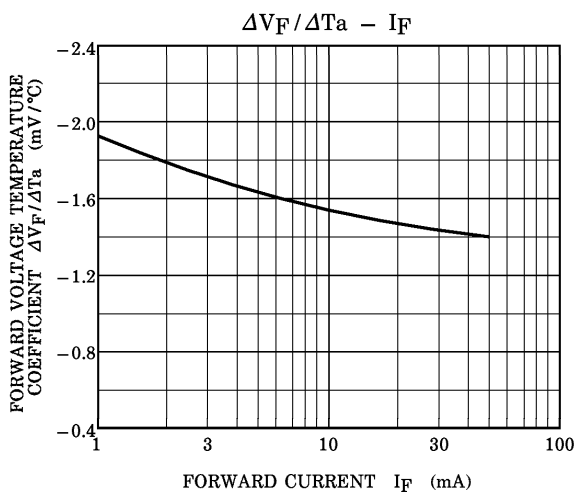
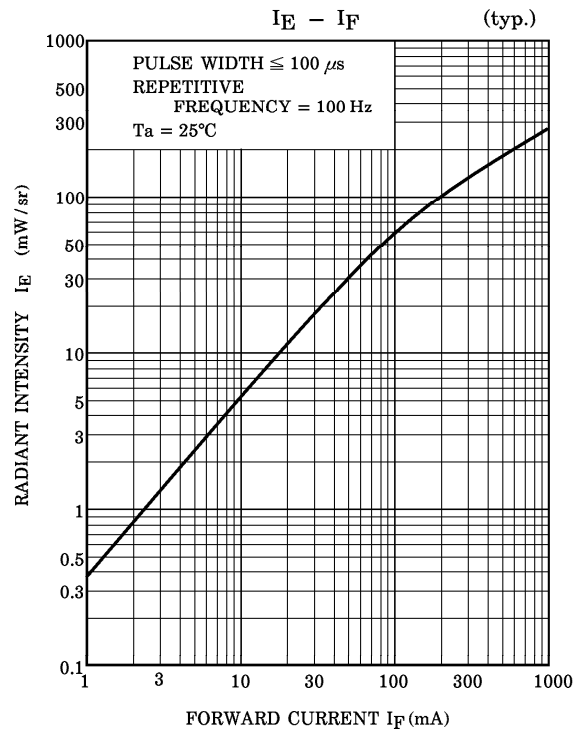
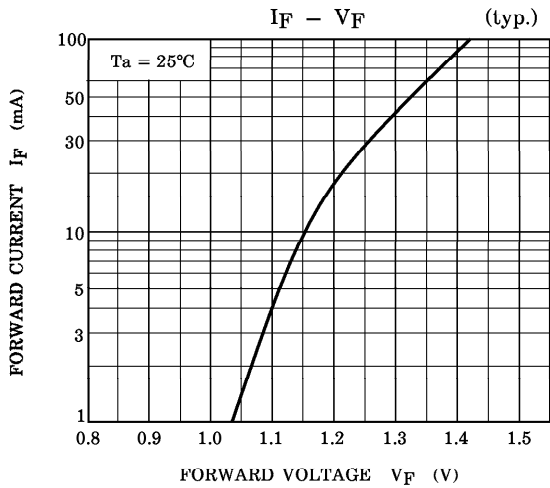
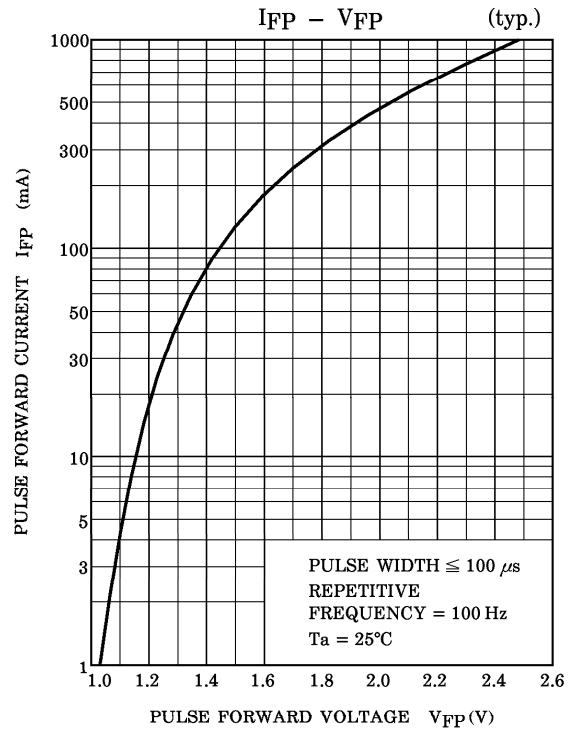
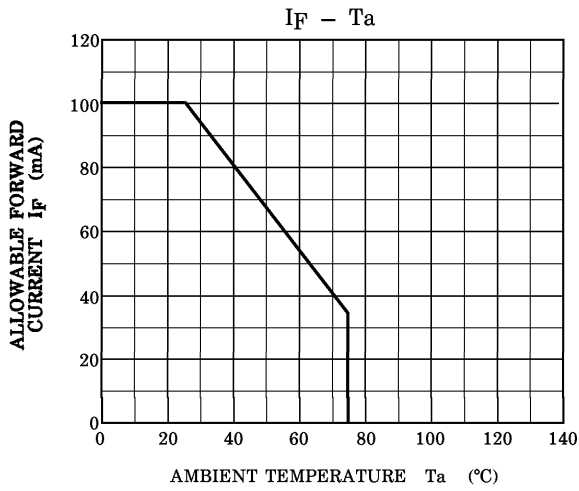
CHARACTERISTIC	SYMBOL	TEST CONDITION	Min	Typ.	Max	UNIT
Forward Voltage	V_F	$I_F = 100 \text{ mA}$	—	1.35	1.5	V
Reverse Current	I_R	$V_R = 5 \text{ V}$	—	—	10	μA
Radiant Intensity	I_E	$I_F = 50 \text{ mA}$	15	30	—	mW/sr
Radiant Power	P_O	$I_F = 50 \text{ mA}$	—	9	—	mW
Capacitance	C_T	$V_R = 0, f = 1 \text{ MHz}$	—	20	—	pF
Peak Emission Wavelength	λ_P	$I_F = 50 \text{ mA}$	—	940	—	nm
Spectral Line Half Width	$\Delta\lambda$	$I_F = 50 \text{ mA}$	—	45	—	nm
Half Value Angle	$\theta_{\frac{1}{2}}$	$I_F = 50 \text{ mA}$	—	± 8	—	°

PRECAUTIONS

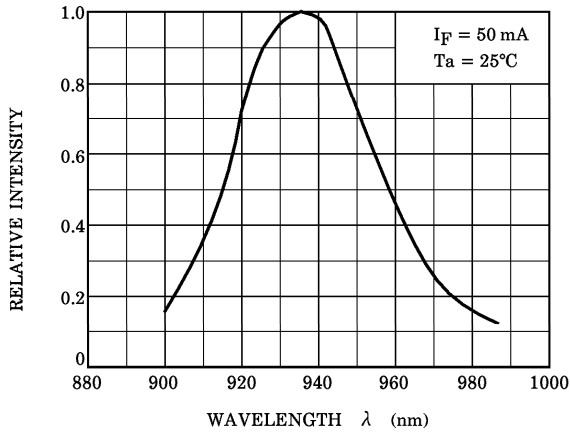
Please be careful of the followings.

1. Soldering temperature : 260°C max
Soldering time : 5 s max
(Soldering must be performed under the stopper.)
2. When forming the leads, bend each lead under the 2 mm from the body of the device.
Soldering must be performed after the leads have been formed.
3. Radiant intensity falls over time due to the current which flows in the infrared LED.
When designing a circuit, take into account this change in radiant power over time.
The ratio of fluctuation in radiation intensity to fluctuation in optical output is 1 : 1.

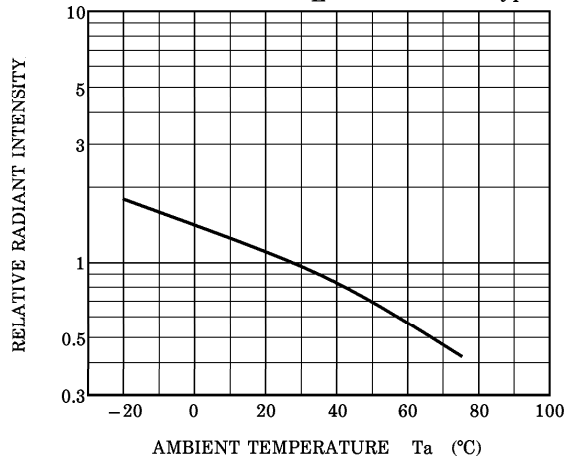
$$\frac{I_E(t)}{I_E(0)} = \frac{P_O(t)}{P_O(0)}$$



WAVELENGTH CHARACTERISTIC (typ.)

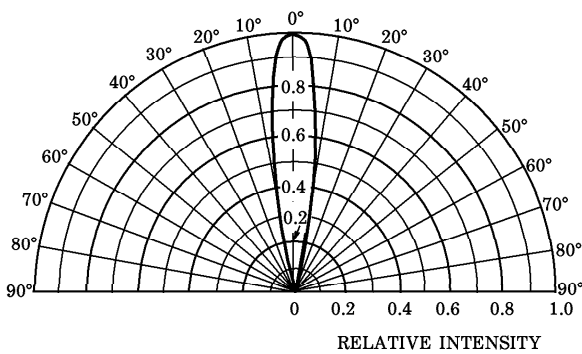


RELATIVE $I_E - T_a$ (typ.)

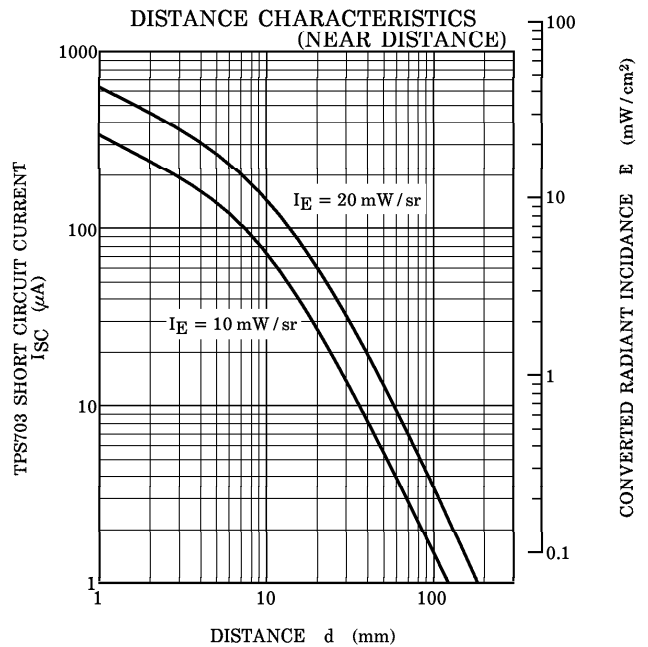


RADIATION PATTERN (typ.)

($T_a = 25^\circ\text{C}$)

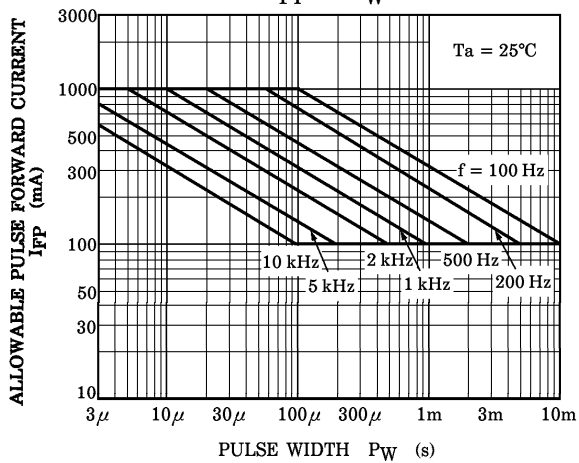


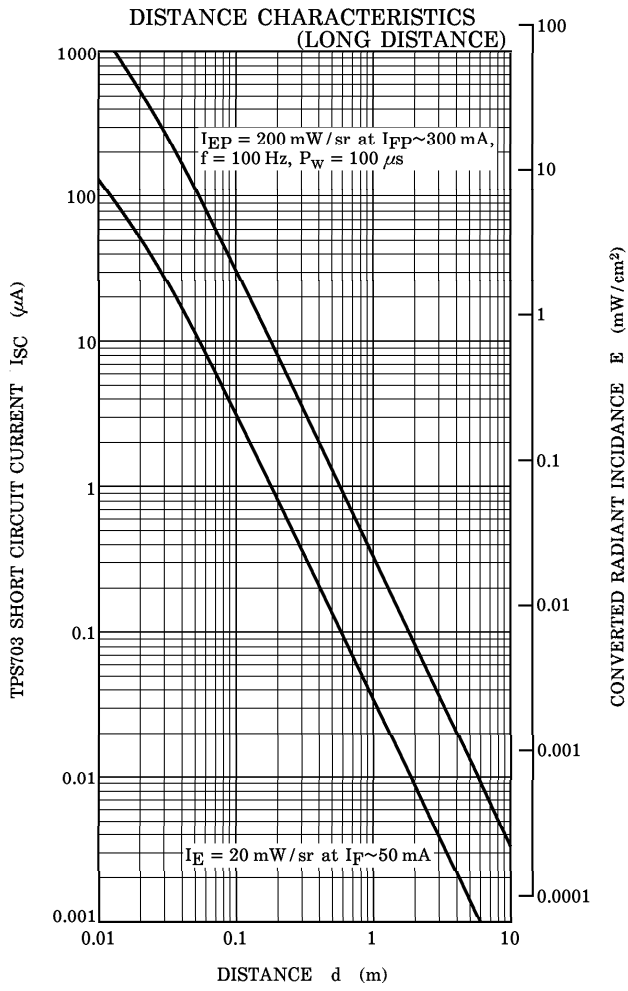
DISTANCE CHARACTERISTICS (NEAR DISTANCE)



$I_{FP} - P_W$

$T_a = 25^\circ\text{C}$





RESTRICTIONS ON PRODUCT USE

000707EAC

- TOSHIBA is continually working to improve the quality and reliability of its products. Nevertheless, semiconductor devices in general can malfunction or fail due to their inherent electrical sensitivity and vulnerability to physical stress. It is the responsibility of the buyer, when utilizing TOSHIBA products, to comply with the standards of safety in making a safe design for the entire system, and to avoid situations in which a malfunction or failure of such TOSHIBA products could cause loss of human life, bodily injury or damage to property. In developing your designs, please ensure that TOSHIBA products are used within specified operating ranges as set forth in the most recent TOSHIBA products specifications. Also, please keep in mind the precautions and conditions set forth in the "Handling Guide for Semiconductor Devices," or "TOSHIBA Semiconductor Reliability Handbook" etc..
- The TOSHIBA products listed in this document are intended for usage in general electronics applications (computer, personal equipment, office equipment, measuring equipment, industrial robotics, domestic appliances, etc.). These TOSHIBA products are neither intended nor warranted for usage in equipment that requires extraordinarily high quality and/or reliability or a malfunction or failure of which may cause loss of human life or bodily injury ("Unintended Usage"). Unintended Usage include atomic energy control instruments, airplane or spaceship instruments, transportation instruments, traffic signal instruments, combustion control instruments, medical instruments, all types of safety devices, etc.. Unintended Usage of TOSHIBA products listed in this document shall be made at the customer's own risk.
- Gallium arsenide (GaAs) is a substance used in the products described in this document. GaAs dust and fumes are toxic. Do not break, cut or pulverize the product, or use chemicals to dissolve them. When disposing of the products, follow the appropriate regulations. Do not dispose of the products with other industrial waste or with domestic garbage.
- The information contained herein is presented only as a guide for the applications of our products. No responsibility is assumed by TOSHIBA CORPORATION for any infringements of intellectual property or other rights of the third parties which may result from its use. No license is granted by implication or otherwise under any intellectual property or other rights of TOSHIBA CORPORATION or others.
- The information contained herein is subject to change without notice.