

TRIAC(Through Hole / Non-isolated)

TMG16CQ60

(T_j=150°C)

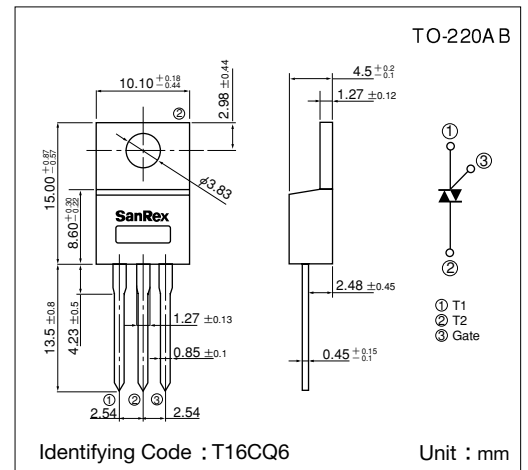
SanRex Triac TMG16CQ60 is designed for full wave AC control applications. It can be used as an ON/OFF function or for phase control operation.

Typical Applications

- Home Appliances : Washing Machines, Vacuum Cleaners, Rice Cookers, Micro Wave Ovens, Hair Dryers, other control applications
- Industrial Use : SMPS, Copier Machines, Motor Controls, Dimmer, SSR, Heater Controls, Vending Machines, other control applications

Features

- I_{T(RMS)}=16A
- High Surge Current
- Low Voltage Drop
- Lead-Free Package



Maximum Ratings

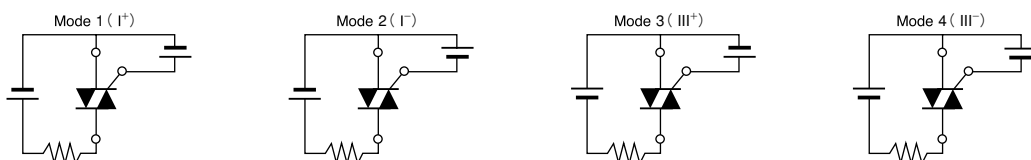
(T_j=25°C unless otherwise specified)

Symbol	Item	Reference	Ratings	Unit
V _{DRM}	Repetitive Peak Off-State Voltage		600	V
I _{T(RMS)}	R.M.S. On-State Current	T _c = 123 °C	16	A
I _{TSM}	Surge On-State Current	One cycle, 50Hz/60Hz, Peak value non-repetitive	155/170	A
I ² _t	I ² _t (for fusing)		120	A ² S
P _{GM}	Peak Gate Power Dissipation		5	W
P _{G(AV)}	Average Gate Power Dissipation		0.5	W
I _{GM}	Peak Gate Current		2	A
V _{GM}	Peak Gate Voltage		10	V
T _j	Operating Junction Temperature		-40 ~ +150	°C
T _{stg}	Storage Temperature		-40 ~ +150	°C
	Mass		2	g

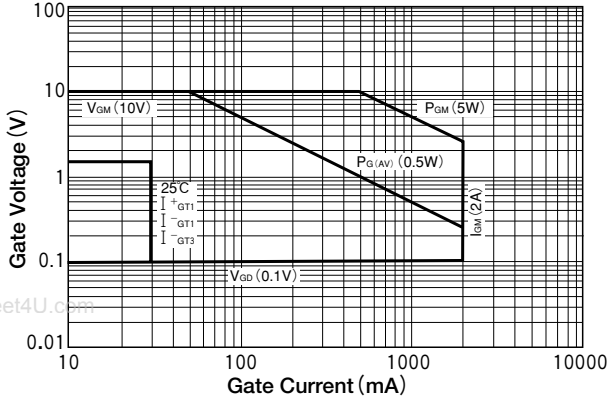
Electrical Characteristics

Symbol	Item	Reference	Ratings			Unit	
			Min.	Typ.	Max.		
I _{DRM}	Repetitive Peak Off-State Current	V _D =V _{DRM} , Single phase, half wave, T _j =150 °C			2	mA	
V _{TM}	Peak On-State Voltage	I _T =25A, Inst. measurement			1.4	V	
I _{GT1} ⁺	Gate Trigger Current	V _D =6V, R _L =10 Ω			30	mA	
I _{GT1} ⁻					30		
I _{GT3} ⁺					—		
I _{GT3} ⁻					30		
V _{GT1} ⁺	Gate Trigger Voltage					1.5	V
V _{GT1} ⁻						1.5	
V _{GT3} ⁺						—	
V _{GT3} ⁻						1.5	
V _{GD}	Non-Trigger Gate Voltage	T _j =150 °C, V _D =1/2 V _{DRM}	0.1			V	
(dv/dt) _c	Critical Rate of Rise of Off-State Voltage at Commutation	T _j =150 °C, (di/dt) _c =-8A/ms, V _D =2/3 V _{DRM}	5			V/μs	
I _H	Holding Current			25		mA	
R _{th}	Thermal Resistance	Junction to case			1.4	°C/W	

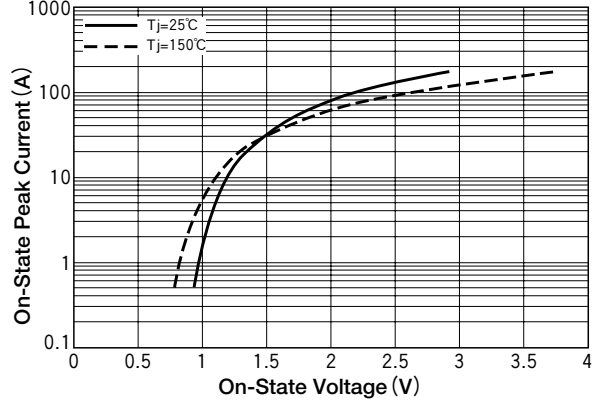
Trigger mode of the triac



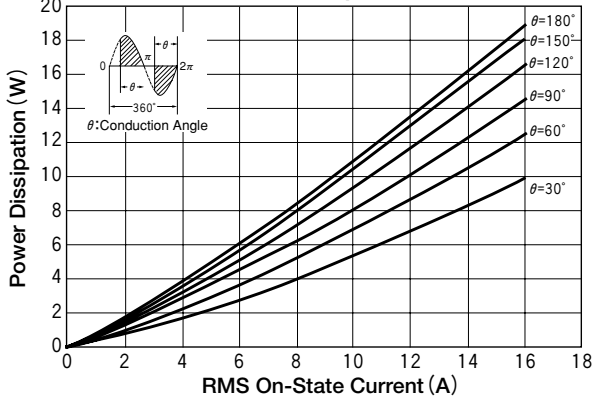
Gate Characteristics



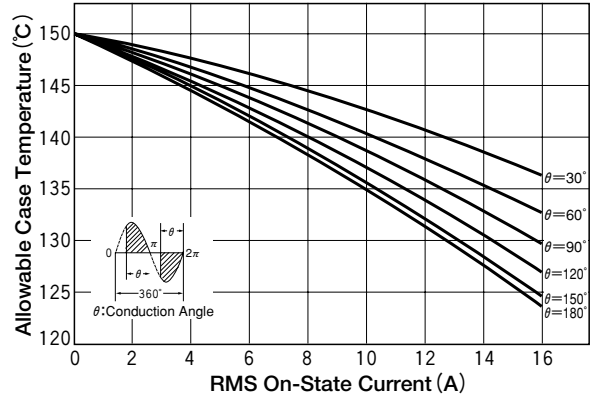
On-State Characteristics (MAX)



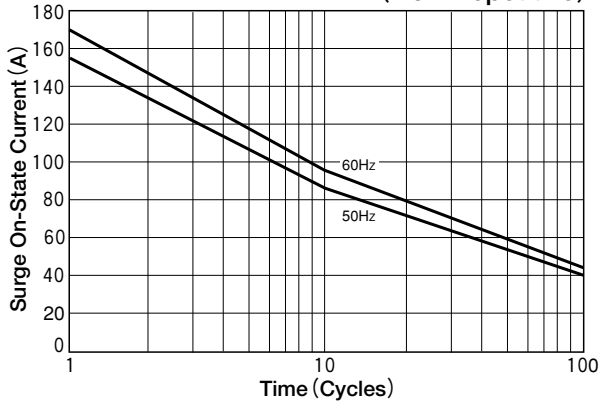
RMS On-State vs Maximum Power Dissipation



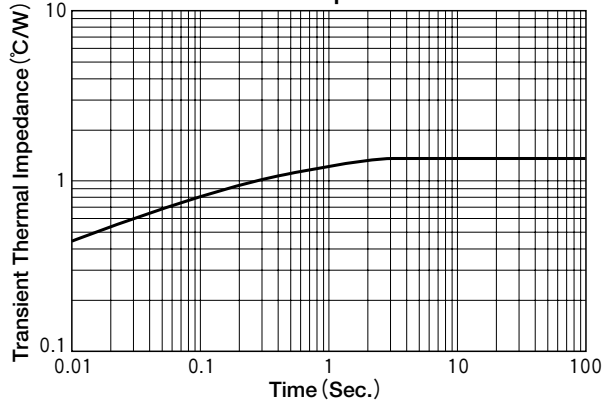
RMS On-State vs Allowable Case Temperature



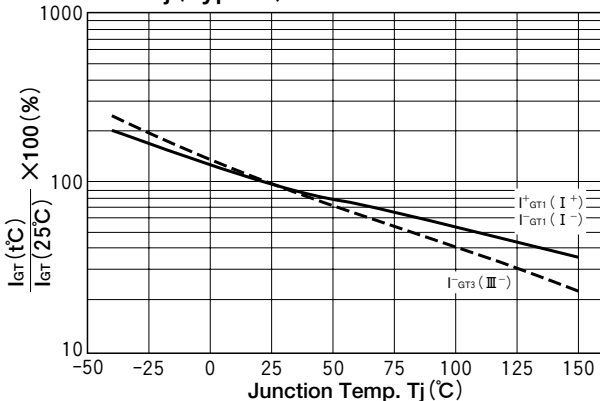
Surge On-State Current Rating (Non-Repetitive)



Transient Thermal Impedance



I_{GT} - T_j (Typical)



V_{GT} - T_j (Typical)

