


TNC

50/60 Hz Low Profile UL Approved Transformers 15W-42W

www.DataSheet4U.com



Power Transformers 50/60Hz

This series of flat mains transformers has a typical structure in the type of winding used and its layout.

They are made with a pair of “C” half-cores made of steel magnetic plates alloyed with M-4 silicon which are shaped and trimmed after their heat treatment. Their main feature is their high efficiency, achieved by the type of core used. In addition, they have an increased dielectric strength and very low leakage current, as well as an excellent PERFORMANCE to PRICE ratio.

They are encapsulated in a flame resistant plastic case filled with heat resistant synthetic resin.

They are manufactured in 4 standardized power ratings of 15, 25 and 42 VA, with double secondary voltages of 6, 9, 12, 15, 18 and 24 Vac.

Customer-designed models

By request, we can manufacture customer-designed models with the voltages, power ratings and pin layout different from the standardized ones. The only restriction being that they must be able to fit into the available standard cases and the distribution of pins must be respected. They can also be made in open construction, but their insulation decreases and they lose their resistance to moisture.

By request, the TNC standard series is available with 2 primaries at 115 V.

TNC

50/60 Hz Low Profile UL Approved Transformers 15W-42W

www.DataSheet4U.com

Power Transformers 50/60Hz

Technical Data

Code	VA	Primary	Connections	Secondary Load	Connections	Weight	Case Type	H mm
TNC-15-6	15	2x110V	2-4/7-9	2x6V / 2x1,250A	11-12/19-20	0,320	F	26
TNC-15-9	15	2x110V	2-4/7-9	2x9V / 2x0,833A	11-12/19-20	0,320	F	26
TNC-15-12	15	2x110V	2-4/7-9	2x12V / 2x0,625A	11-12/19-20	0,320	F	26
TNC-15-15	15	2x110V	2-4/7-9	2x15V / 2x0,500A	11-12/19-20	0,320	F	26
TNC-15-18	15	2x110V	2-4/7-9	2x18V / 2x0,416A	11-12/19-20	0,320	F	26
TNC-15-24*	15	2x110V	2-4/7-9	2x24V / 2x0,312A	11-12/19-20	0,320	F	26
TNC-25-6	25	2x110V	2-4/7-9	2x6V / 2x2,080A	11-12/19-20	0,495	G	35
TNC-25-9	25	2x110V	2-4/7-9	2x9V / 2x1,380A	11-12/19-20	0,495	G	35
TNC-25-12	25	2x110V	2-4/7-9	2x12V / 2x1,040A	11-12/19-20	0,495	G	35
TNC-25-15	25	2x110V	2-4/7-9	2x15V / 2x0,830A	11-12/19-20	0,495	G	35
TNC-25-18	25	2x110V	2-4/7-9	2x18V / 2x0,694A	11-12/19-20	0,495	G	35
TNC-25-24*	25	2x110V	2-4/7-9	2x24V / 2x0,520A	11-12/19-20	0,495	G	35
TNC-42-6	42	2x110V	2-5/8-11	2x6V / 2x3,500A	13-15/22-24	0,795	H	37
TNC-42-9	42	2x110V	2-5/8-11	2x9V / 2x2,333A	13-15/22-24	0,795	H	37
TNC-42-12	42	2x110V	2-5/8-11	2x12V / 2x1,750A	13-15/22-24	0,795	H	37
TNC-42-15	42	2x110V	2-5/8-11	2x15V / 2x1,400A	13-15/22-24	0,795	H	37
TNC-42-18	42	2x110V	2-5/8-11	2x18V / 2x1,1666A	13-15/22-24	0,795	H	37

REFERENCES WITH (*) ARE NOT EN60742 APPROVED.

THERMIC CLASSIFICATION

ta40/E

DIELECTRIC STRENGTH P/S

4 KVac

APPROVALS

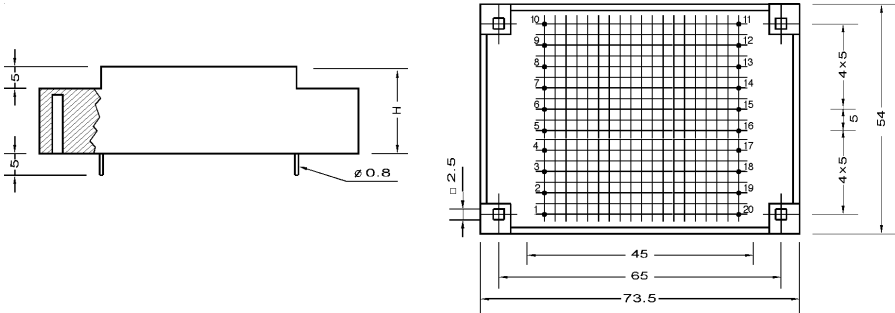
EN 61558

TNC

50/60 Hz Low Profile UL Approved Transformers 15W-42W

www.DataSheet4U.com

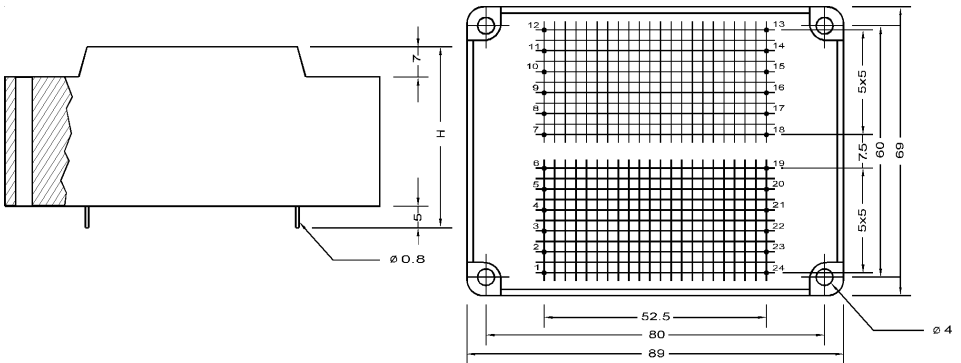
CASE F-G



FIXATION: 4 HOLES FOR SELF-TAPPING SCREW 2.9x—

PIN VIEW

CASE H



FIXATION: 4 FEEDTHROUGH HOLES FOR SELF-TAPPING SCREW 4.2x25 OR SCREW M4x35 AND NUT M4

MEASUREMENTS mm