



奇彥企業有限公司

**HITANO ENTERPRISE CORP.**

7F-7 NO.3 WU-CHUAN 1<sup>ST</sup> RD., WU-KU INDUSTRIAL PARK,  
HSIN CHUNG CITY, TAIPEI HSIEN TAIWAN R.O.C  
Tel: (02)2299-1331 Fax: (02)22982466

E-mail:info@hitano.com.tw <http://www.hitano.com.tw>



## *Data Sheet*

Customer:	_____
Product:	TO-220 Power Resistors-TR30 Series
Size.:	TR30
Issued Date:	10-Dec-09
Edition:	REV.B

## TO-220 Power Resistor (TR30 Series)

### Features

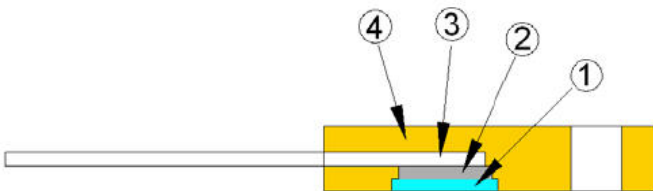
- 30 Watts at 25°C case temperature heat sink mounted
- To-220 style power package
- Single screw mounting to heat sink
- Molded case for protection and easy to mount
- Electrically isolated case
- Non-Inductive design

### Applications

- Gate Resistors in Power Supplies
- Snubbers
- Load and Dumping Resistors in CRT Monitors
- Terminal Resistance in RF Power Amplifiers
- Voltage Regulation
- Low Energy Pulse Loading
- UPS



### Construction



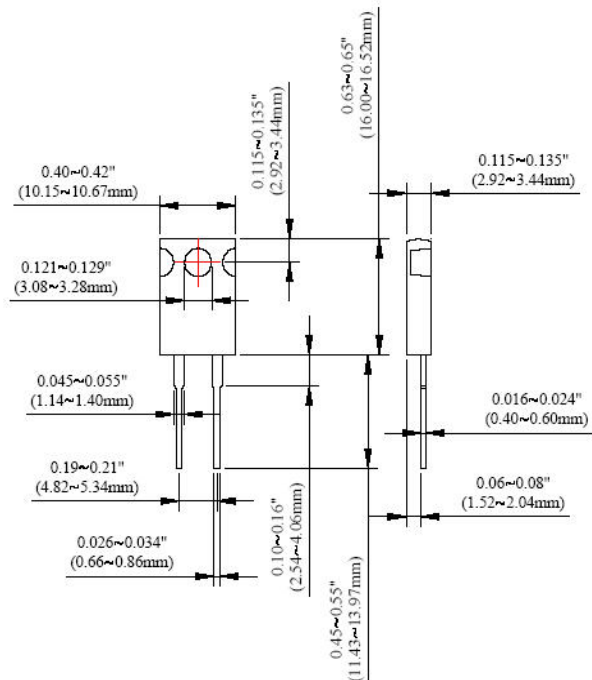
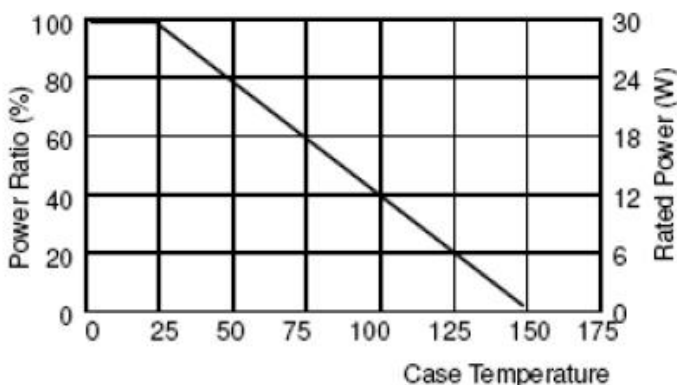
<b>1</b>	<b>Alumina Substrate</b>	<b>3</b>	<b>Lead</b>
<b>2</b>	<b>Resistor Layer</b>	<b>4</b>	<b>Molding</b>

### Dimensions

Unit:mm

Type	Weight(g) (1000pcs)
TR30	1155

### Derating Curve





奇彥企業有限公司

**HITANO ENTERPRISE CORP.**

7F-7 NO.3 WU-CHUAN 1<sup>ST</sup> RD., WU-KU INDUSTRIAL PARK,  
HSIN CHUNG CITY, TAIPEI HSIEN TAIWAN R.O.C  
Tel: (02)2299-1331 Fax: (02)22982466

E-mail:info@hitano.com.tw http://www.hitano.com.tw



### Part Numbering

TR	30	J	B	D	1001
Product Type	Power	Resistance Tolerance	Packaging Code	TCR (PPM/°C)	Resistance
	30:30 Watts	D:±0.5% F:±1% J:±5% K:±10%	B:Bulk	D:±50 E:±100 F:±200 G:±300 -:No Specified	R100:0.1Ω 0100:10Ω 4700:470Ω 1001:1000Ω 2R20:2.2Ω 0080: 8Ω

### Electrical Characteristics Specifications

Resistance Range	TCR (PPM/°C)			
	+/- 0.5%	+/- 1%	+/-5%	+/-10%
0.05Ω-0.1Ω			—	—
>0.1Ω-1Ω			—	—
>1Ω-3Ω		±300	±300	±300
>3Ω-10Ω		±100 ±200	±100 ±200	±100 ±200
>10Ω-10KΩ	±50 ±100 ±200	±50 ±100 ±200	±50 ±100 ±200	±50 ±100 ±200

Operating Voltage: 420V max.

Dielectric Strength: 1800VAC

Insulation Resistance: 10GΩmin

Working Temperature Range:-65°C to +150°C

Resistance Value<1Ω is available

### Environmental Characteristics

Test Item	Requirement	Test Method
Temperature Coefficient of Resistance (T.C.R.)	As Spec.	Referenced to 25°C, ΔR taken at +105°C
Short Time Overload	ΔR±0.3%	2 times rated power with applied voltage not to exceed 1.5 times Maximum continuous operating voltage for 5 seconds
Load Life	ΔR±1.0%	2,000 hours at rated power
Damp Heat with Load	ΔR±0.5%	40±2°C, 90~95% R.H. Max. working voltage for 1000 hrs with 1.5 hrs "ON" and 0.5 hrs "OFF"
Solderability	90% min. coverage	245±5°C for 3 seconds
Thermal Shock	ΔR±0.3%	-65°C~150°C, 100 cycles
Thermal Strength	ΔR±0.2%	(Pull Test) 2.4N
Vibration, High Frequency	ΔR±0.2%	20g peak

Lead Material: Tinned Copper

Maximum Torque: 0.9N-m

When in Free Air at 25°C, the TR30 is rated for 2.25W

The Case Temperature is to be used for the Definition of the Applied Power Limit

The Case Temperature Measurement must be made with a Thermocouple Contacting the Center of the Component mounted on the Designed Heat Sink.

Thermal Grease should be Applied Properly