

Surface Mount RF Transformer

50Ω 10 to 2200 MHz

TRS2-1T-13-2+



CASE STYLE: AT577
PRICE: contact sales department

+ RoHS compliant in accordance with EU Directive (2002/95/EC)

The +Suffix has been added in order to identify RoHS Compliance. See our web site for RoHS Compliance methodologies and qualifications.

Maximum Ratings

Operating Temperature	-40°C to 85°C
Storage Temperature	-55°C to 100°C
RF Power	0.25W
DC Current	30mA

Pin Connections

PRIMARY DOT	1
PRIMARY	3
SECONDARY DOT	6
SECONDARY	4
CT	2
NOT USED	5

Features

- wideband, 10 to 2200 MHz
- small size
- aqueous washable

Applications

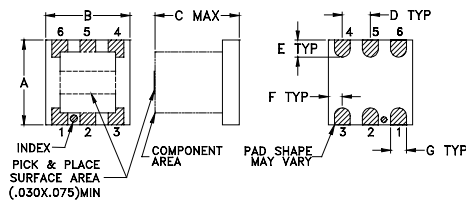
- VHF/UHF
- receivers/transmitters
- impedance matching

Transformer Electrical Specifications

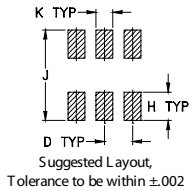
Ω RATIO (Secondary/Primary)	FREQUENCY (MHz)	INSERTION LOSS*		
		3 dB MHz	2 dB MHz	1 dB MHz
2	10-2200	—	10-2200	50-1000

* Insertion Loss is referenced to mid-band loss, 0.60 dB typ.

Outline Drawing



PCB Land Pattern



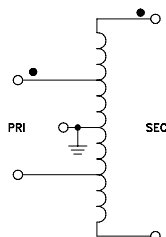
Outline Dimensions (inch/mm)

A	B	C	D	E	F
.200	.200	.200	.075	.050	.025
5.08	5.08	5.08	1.91	1.27	0.64
G	H	J	K	wt	
.026	.070	.220	.035	grams	
0.66	1.78	5.59	0.89	0.15	

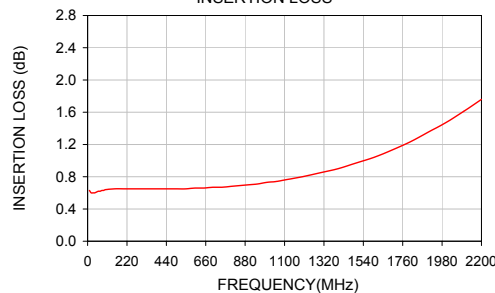
Typical Performance Data

FREQUENCY (MHz)	INSERTION LOSS (dB)	INPUT R. LOSS (dB)
10.00	0.63	18.73
50.00	0.61	19.31
100.00	0.64	19.10
300.00	0.65	17.95
500.00	0.65	16.72
800.00	0.68	15.11
1000.00	0.73	14.08
1500.00	0.97	11.51
2000.00	1.47	8.88
2200.00	1.76	7.94

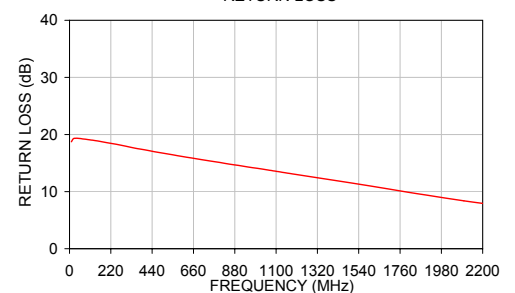
Config. L



TRS2-1T-13-2+
INSERTION LOSS



TRS2-1T-13-2+
RETURN LOSS



Mini-Circuits
ISO 9001 ISO 14001 AS 9100 CERTIFIED

minicircuits.com

P.O. Box 350166, Brooklyn, New York 11235-0003 (718) 934-4500 Fax (718) 332-4661 For detailed performance specs & shopping online see Mini-Circuits web site



The Design Engineers Search Engine Provides ACTUAL Data Instantly From MINI-CIRCUITS At: www.minicircuits.com

IF/RF MICROWAVE COMPONENTS

REV. OR
M123063
ED-13383/2
TRS2-1T-13-2+
IG/CP/AM
090622