

TO-220



Pin Definition:

1. Base
2. Collector
3. Emitter

PRODUCT SUMMARY

V_{CEO}	400V
V_{CBO}	700V
I_C	8A
$V_{CE(SAT)}$	3V @ $I_C / I_B = 8A / 2A$

Features

- High Voltage
- High Speed Switching

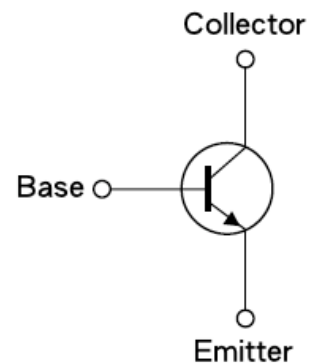
Structure

- Silicon Triple Diffused Type
- NPN Silicon Transistor

Ordering Information

Part No.	Package	Packing
TS13007BCZ C0	TO-220	50pcs / Tube

Block Diagram



Absolute Maximum Rating ($T_a = 25^{\circ}C$ unless otherwise noted)

Parameter	Symbol	Limit	Unit
Collector-Base Voltage	V_{CBO}	700V	V
Collector-Emitter Voltage	V_{CEO}	400V	V
Emitter-Base Voltage	V_{EBO}	9	V
Collector Current	DC	8	A
	Pulse	16	
Base Current	DC	4	A
	Pulse	8	
Total Power Dissipation	P_D	80	W
Operating Junction Temperature	T_J	+150	$^{\circ}C$
Operating Junction and Storage Temperature Range	T_{STG}	- 55 to +150	$^{\circ}C$

Note: Single Pulse. $P_w = 300\mu S$, Duty $\leq 2\%$

Electrical Specifications ($T_a = 25^\circ\text{C}$ unless otherwise noted)

Parameter	Conditions	Symbol	Min	Typ	Max	Unit
Static						
Collector-Base Voltage	$I_C = 1\text{mA}, I_B = 0$	BV_{CBO}	700	--	--	V
Collector-Emitter Breakdown Voltage	$I_C = 10\text{mA}, I_E = 0$	BV_{CEO}	400	--	--	V
Emitter-Base Breakdown Voltage	$I_E = 1\text{mA}, I_C = 0$	BV_{EBO}	9	--	--	V
Collector Cutoff Current	$V_{CE} = 400\text{V}, I_B = 0$	I_{CEO}	--	--	1	mA
Collector Cutoff Current	$V_{CB} = 700\text{V}, I_E = 0$	I_{CBO}	--	--	1	mA
Emitter Cutoff Current	$V_{EB} = 9\text{V}, I_C = 0$	I_{EBO}	--	--	1	mA
Collector-Emitter Saturation Voltage	$I_C = 2\text{A}, I_B = 0.4\text{A}$	$V_{CE(SAT)1}$	--	--	1	V
	$I_C = 5\text{A}, I_B = 1\text{A}$	$V_{CE(SAT)2}$	--	--	1.5	
	$I_C = 8\text{A}, I_B = 2\text{A}$	$V_{CE(SAT)3}$	--	--	3	
Base-Emitter Saturation Voltage	$I_C = 2\text{A}, I_B = 0.4\text{A}$	$V_{BE(SAT)1}$	--	--	1.2	V
	$I_C = 5\text{A}, I_B = 1\text{A}$	$V_{BE(SAT)2}$	--	--	1.6	
DC Current Gain	$V_{CE} = 5\text{V}, I_C = 2\text{A}$	h_{FE}	20	--	40	
	$V_{CE} = 5\text{V}, I_C = 5\text{A}$		5	--	30	
Dynamic						
Frequency	$V_{CE} = 10\text{V}, I_C = 0.5\text{A}$	f_T	4	--	--	MHz
Output Capacitance	$V_{CB} = 10\text{V}, f = 0.1\text{MHz}$	C_{ob}	--	180	--	pF
Resistive Load Switching Time (Ratings)						
Delay Time	$V_{CC} = 125\text{V}, I_C = 5\text{A},$ $I_{B1} = I_{B2} = 1\text{A}, t_P = 25\mu\text{s}$ Duty Cycle $\leq 1\%$	t_d	--	0.06	0.1	μs
Rise Time		t_r		0.45	1	μs
Storage Time		t_{STG}	--	2.8	3	μs
Fall Time		t_f	--	0.3	0.7	μs

Note: pulse test: pulse width $\leq 300\mu\text{s}$, duty cycle $\leq 2\%$

Electrical Characteristics Curve ($T_a = 25^\circ\text{C}$, unless otherwise noted)

Figure 1. Static Characteristics

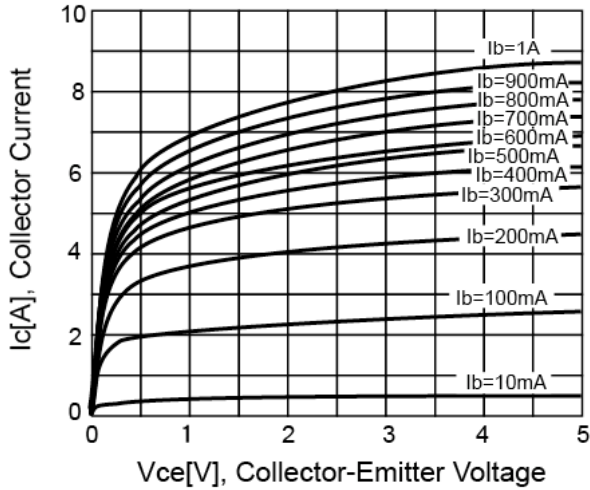


Figure 2. DC Current Gain

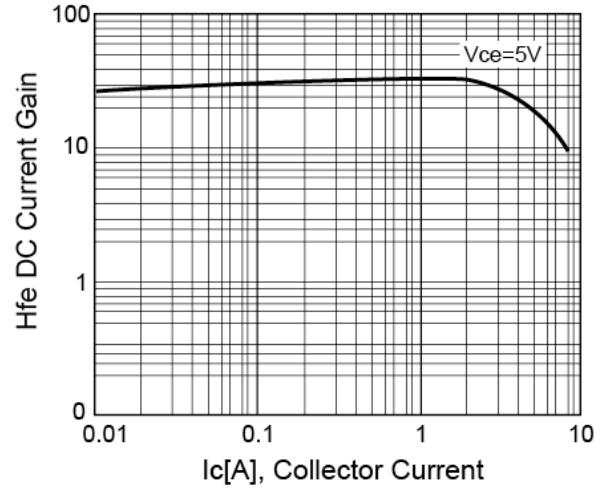


Figure 3. $V_{CE(SAT)}$ v.s. $V_{BE(SAT)}$

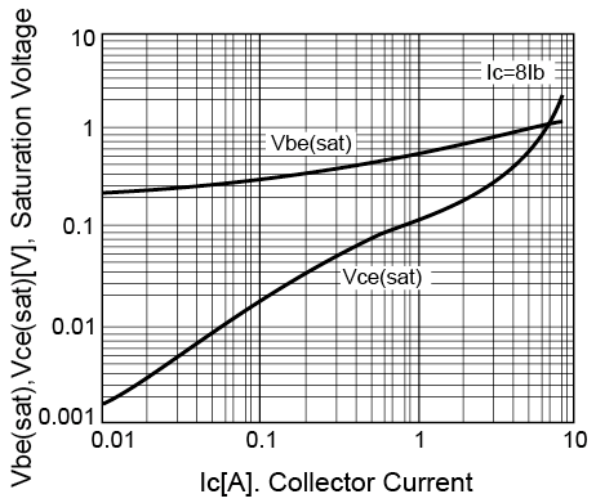
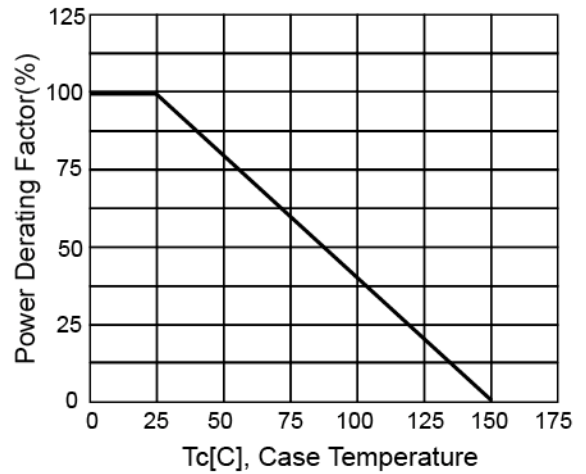
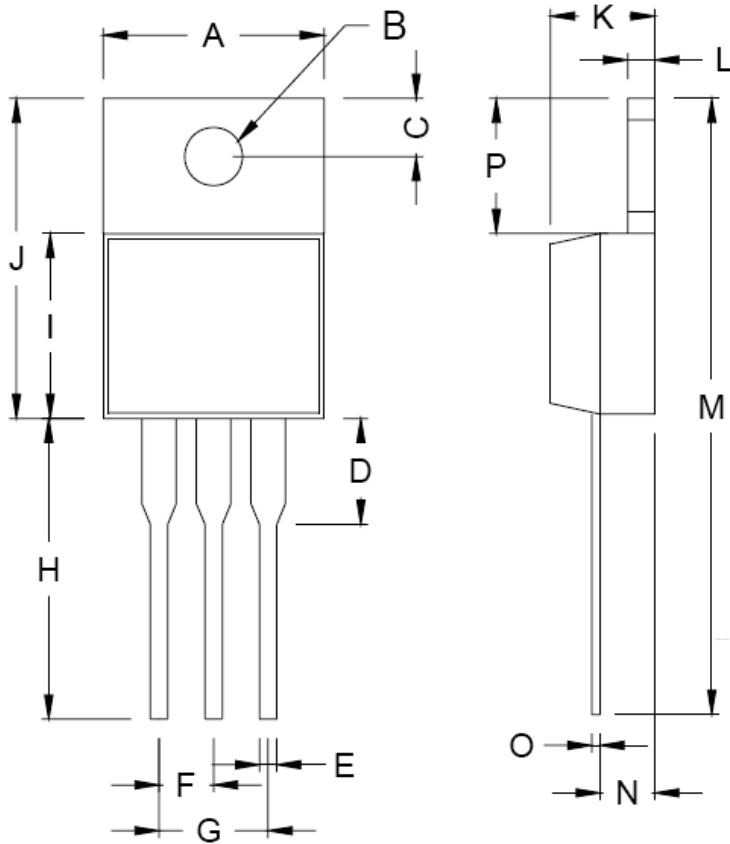


Figure 4. Power Derating

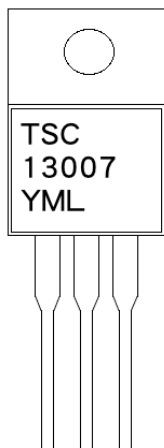


TO-220 Mechanical Drawing



TO-220 DIMENSION				
DIM	MILLIMETERS		INCHES	
	MIN	MAX	MIN	MAX
A	10.000	10.500	0.394	0.413
B	3.740	3.910	0.147	0.154
C	2.440	2.940	0.096	0.116
D	-	6.350	-	0.250
E	0.381	1.106	0.015	0.040
F	2.345	2.715	0.092	0.058
G	4.690	5.430	0.092	0.107
H	12.700	14.732	0.500	0.581
J	14.224	16.510	0.560	0.650
K	3.556	4.826	0.140	0.190
L	0.508	1.397	0.020	0.055
M	27.700	29.620	1.060	1.230
N	2.032	2.921	0.080	0.115
O	0.255	0.610	0.010	0.024
P	5.842	6.858	0.230	0.270

Marking Diagram



- Y** = Year Code
- M** = Month Code
(A=Jan, B=Feb, C=Mar, D=Apl, E=May, F=Jun, G=Jul, H=Aug, I=Sep, J=Oct, K=Nov, L=Dec)
- L** = Lot Code

Notice

Specifications of the products displayed herein are subject to change without notice. TSC or anyone on its behalf, assumes no responsibility or liability for any errors or inaccuracies.

Information contained herein is intended to provide a product description only. No license, express or implied, to any intellectual property rights is granted by this document. Except as provided in TSC's terms and conditions of sale for such products, TSC assumes no liability whatsoever, and disclaims any express or implied warranty, relating to sale and/or use of TSC products including liability or warranties relating to fitness for a particular purpose, merchantability, or infringement of any patent, copyright, or other intellectual property right.

The products shown herein are not designed for use in medical, life-saving, or life-sustaining applications. Customers using or selling these products for use in such applications do so at their own risk and agree to fully indemnify TSC for any damages resulting from such improper use or sale.