


SOT-89

Pin Definition:

1. Base
2. Collector
3. Emitter

PRODUCT SUMMARY

BV_{CBO}	-50V
BV_{CEO}	-40V
I_C	-5.5A
V_{CE(SAT)}	-175mV @ I _C / I _B = -3.5A / -175mA

Features

- Adoption of FBET and MBIT processes.
- High current capacitance.
- Low collector-to-emitter saturation voltage.
- High-speed switching.
- Ultrasmall package facilitates miniaturization in end products.
- High allowable power dissipation.

Ordering Information

Part No.	Package	Packing
TSA5888CY RMG	SOT-89	1Kpcs / 7" Reel

Note: "G" denote for Halogen Free Product

Absolute Maximum Rating (T_a = 25°C unless otherwise noted)

Parameter	Symbol	Limit	Unit
Collector-Base Voltage	V _{CBO}	-50	V
Collector-Emitter Voltage	V _{CEO}	-40	V
Emitter-Base Voltage	V _{EBO}	-7.5	V
Collector Current	DC	-5.5	A
	Pulse	-15	
Collector Power Dissipation	P _C	0.9	W
Operating Junction Temperature	T _J	+150	°C
Operating Junction and Storage Temperature Range	T _{STG}	- 55 to +150	°C

Note: For a device surface mounted on 15mm x 15mm x 16mm FR4 PCB

Electrical Specifications (T_a = 25°C unless otherwise noted)

Parameter	Conditions	Symbol	Min	Typ	Max	Unit
Collector-Base Breakdown Voltage	I _C = -100uA, I _E = 0	BV _{CBO}	-50	--	--	V
Collector-Emitter Breakdown Voltage	I _C = -10mA, I _B = 0	BV _{CEO}	-40	--	--	V
Emitter-Base Breakdown Voltage	I _E = -100uA, I _C = 0	BV _{EBO}	-7.5	--	--	V
Collector Cutoff Current	V _{CB} = -40V, I _E = 0	I _{CBO}	--	--	-20	uA
Emitter Cutoff Current	V _{EB} = -6V, I _C = 0	I _{EBO}	--	--	-20	uA
Collector-Emitter Saturation Voltage	I _C / I _B = -2A / -40mA	V _{CE(SAT)} 1	--	-175	-400	mV
	I _C / I _B = -3.5A / -175mA	V _{CE(SAT)} 2	--	-175	-390	
Base-Emitter Saturation Voltage	I _C / I _B = -2A / -40mA	V _{BE(SAT)}	--	-0.9	-1.2	mV
DC Current Transfer Ratio	V _{CE} = -2V, I _C = -10mA	h _{FE} 1	200	--	560	
Transition Frequency	V _{CE} = -10V, I _E = 50mA,	f _T	--	152	--	MHz
Output Capacitance	V _{CB} = -10V, f = 1MHz	C _{ob}	--	53	--	pF
Turn-ON Time	V _{CC} = -10V, I _C = -1A	T _{on}	--	35	--	ns
Turn-OFF Time	-I _{B1} = I _{B2} = -100mA	T _{off}	--	385	--	ns

Electrical Characteristics Curve ($T_a = 25^\circ\text{C}$, unless otherwise noted)

Figure 1. DC Current Gain

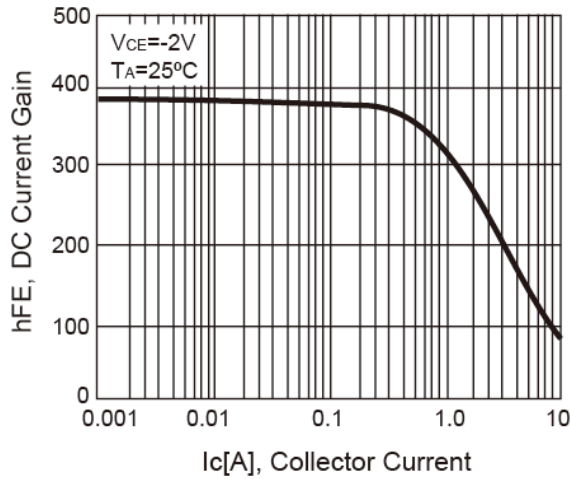


Figure 2. VCE(SAT) v.s. Collector Current

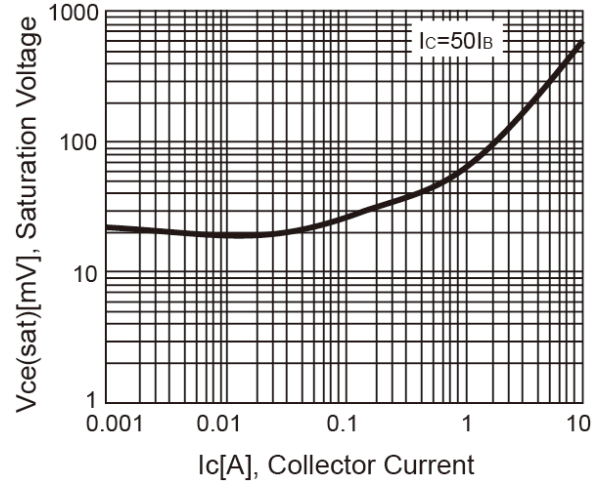


Figure 3. VBE(SAT) v.s. Collector Current

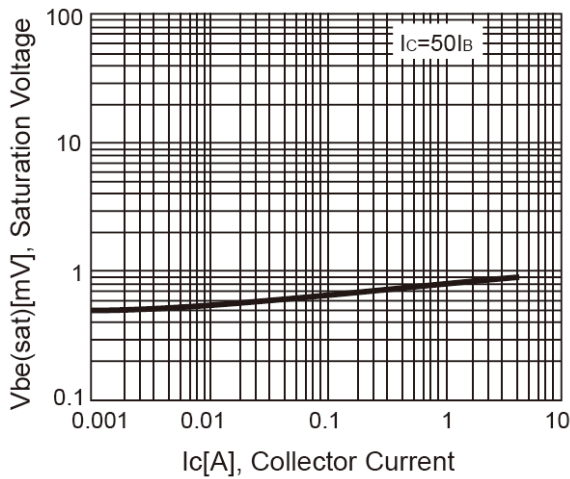


Figure 4. Transition Frequency vs. Emitter Current

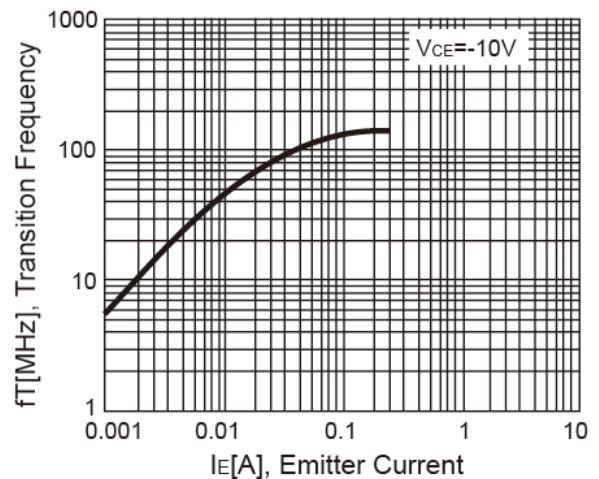


Figure 5. Cob vs. Collector-Base Voltage

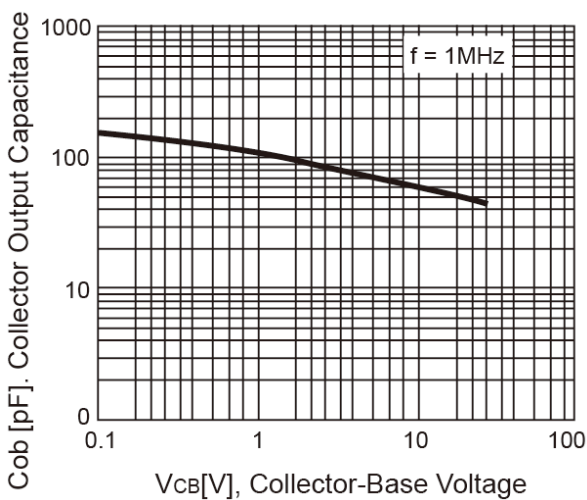
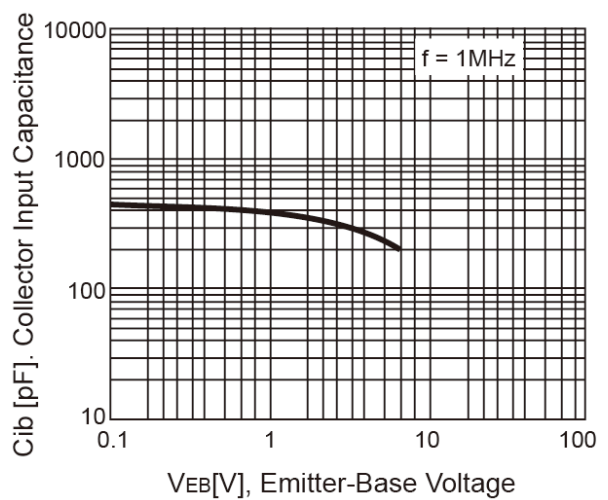
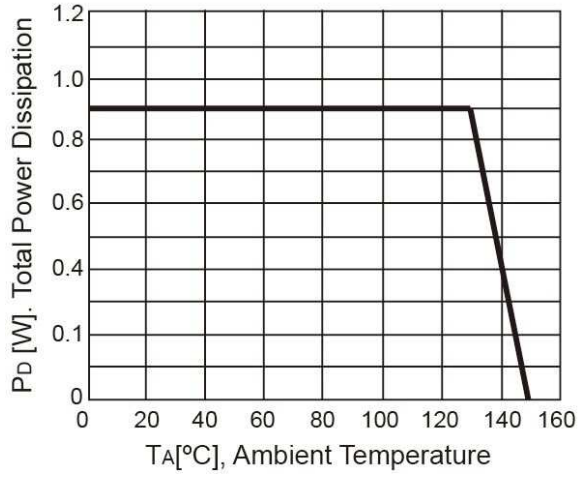


Figure 6. Cib vs. Emitter-Base Voltage

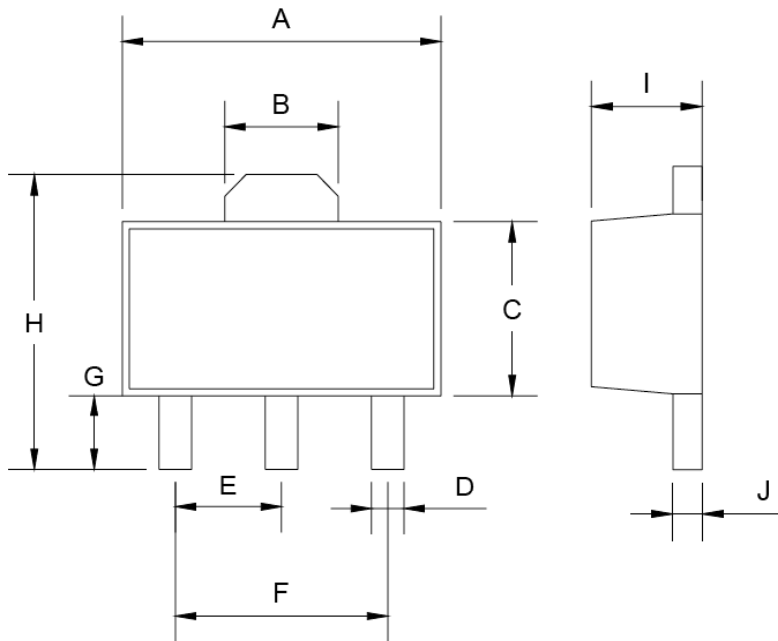


Electrical Characteristics Curve ($T_a = 25^\circ\text{C}$, unless otherwise noted)

Figure 7. Power Dissipation vs. Ambient Temperature

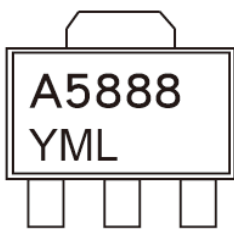


SOT-89 Mechanical Drawing



SOT-89 DIMENSION				
DIM	MILLIMETERS		INCHES	
	MIN	MAX	MIN	MAX
A	4.40	4.60	0.173	0.181
B	1.50	1.7	0.059	0.070
C	2.30	2.60	0.090	0.102
D	0.40	0.52	0.016	0.020
E	1.50	1.50	0.059	0.059
F	3.00	3.00	0.118	0.118
G	0.89	1.20	0.035	0.047
H	4.05	4.25	0.159	0.167
I	1.4	1.6	0.055	0.068
J	0.35	0.44	0.014	0.017

Marking Diagram



- Y** = Year Code
- M** = Month Code for Halogen Free Product
(**O**=Jan, **P**=Feb, **Q**=Mar, **R**=Apr, **S**=May, **T**=Jun, **U**=Jul, **V**=Aug, **W**=Sep, **X**=Oct, **Y**=Nov, **Z**=Dec)
- L** = Lot Code

Notice

Specifications of the products displayed herein are subject to change without notice. TSC or anyone on its behalf, assumes no responsibility or liability for any errors or inaccuracies.

Information contained herein is intended to provide a product description only. No license, express or implied, to any intellectual property rights is granted by this document. Except as provided in TSC's terms and conditions of sale for such products, TSC assumes no liability whatsoever, and disclaims any express or implied warranty, relating to sale and/or use of TSC products including liability or warranties relating to fitness for a particular purpose, merchantability, or infringement of any patent, copyright, or other intellectual property right.

The products shown herein are not designed for use in medical, life-saving, or life-sustaining applications. Customers using or selling these products for use in such applications do so at their own risk and agree to fully indemnify TSC for any damages resulting from such improper use or sale.