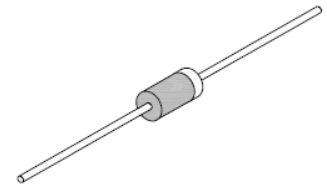


2.0A Super Fast Recovery Rectifier

Features

- Low forward voltage drop
- High current capability
- High reliability
- High surge current capability
- High temperature soldering guaranteed 250°C/10 seconds
.0375" (9.5mm) lead length, 5lbs (2.3kg) tension
- RoHS Compliance



DO-15



Mechanical Data

Case:	DO-15, molded plastic
Epoxy:	UL 94V-0 rate flame retardant
Terminals:	Axial leads, solderable per MIL-STD-202, Method 208 guaranteed
Polarity:	Color band denotes cathode end
Weight:	0.40 gram

Maximum Ratings and Electrical Characteristics ($T_A=25^{\circ}\text{C}$ unless noted otherwise)

Symbol	Description	TSF21	TSF22	TSF23	TSF24	TSF25	TSF26	Unit	Conditions
V_{RRM}	Maximum Repetitive Peak Reverse Voltage	50	100	150	200	300	400	V	
V_{RMS}	Maximum RMS Voltage	35	70	105	140	210	280	V	
V_{DC}	Maximum DC Blocking Voltage	50	100	150	200	300	400	V	
I_{AV}	Maximum Average Forward Rectified Current	2.0						A	T _a =55 °C
I_{FSM}	Peak Forward Surge Current	75						A	8.3ms single half sine-wave superimposed on rated load (JEDEC method)

2.0A Super Fast Recovery Rectifier

TSF21 - TSF26

Symbol	Description	TSF21	TSF22	TSF23	TSF24	TSF25	TSF26	Unit	Conditions
V_F	Maximum Instantaneous Forward Voltage	0.95				1.25		V	I _F =2.0 A
I_R	Maximum DC Reverse Current at Rated DC Blocking Voltage	5.0						μA	T _A =25° C
		100							T _A =100° C
T_{rr}	Typical Reverse Recovery Time	35						nS	I _F =0.5A, I _R =1A, I _{rr} =0.25A
C_J	Typical Junction Capacitance	60				30		pf	V _R =4V, f=1MHz
T_J	Operating Temperature range	-55 to +125						°C	
T_{STG}	Storage Temperature Range	-55 to +150							

Typical Characteristics Curves

Fig.1-Max. Forward Current Derating Curve

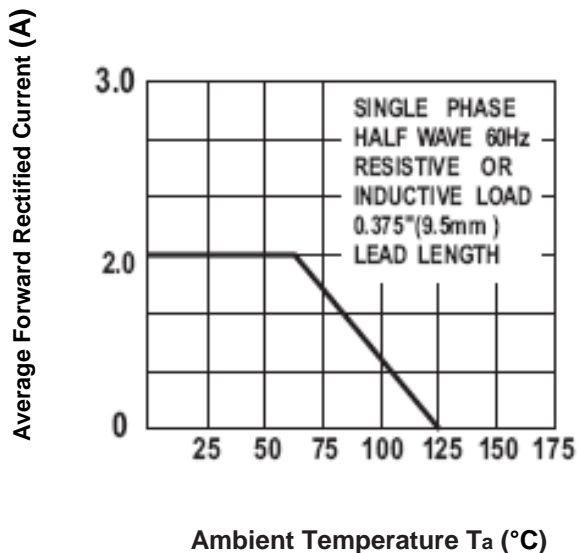
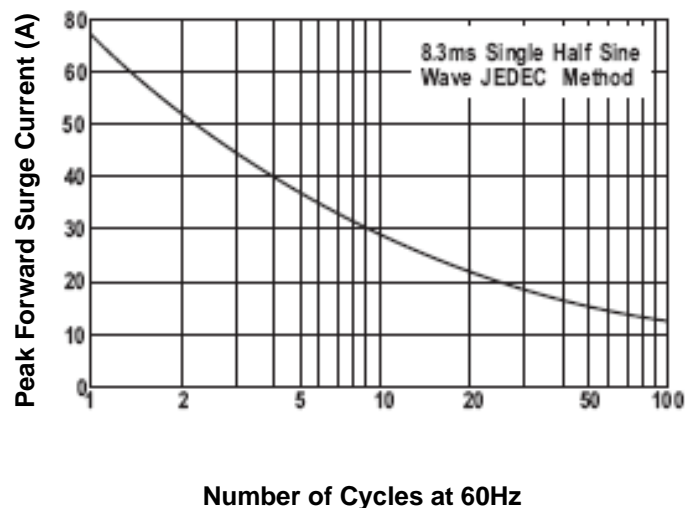


Fig.2-Max. Non-Repetitive Forward Surge Current



2.0A Super Fast Recovery Rectifier

TSF21 - TSF26

Fig.3- Typical Forward Characteristics

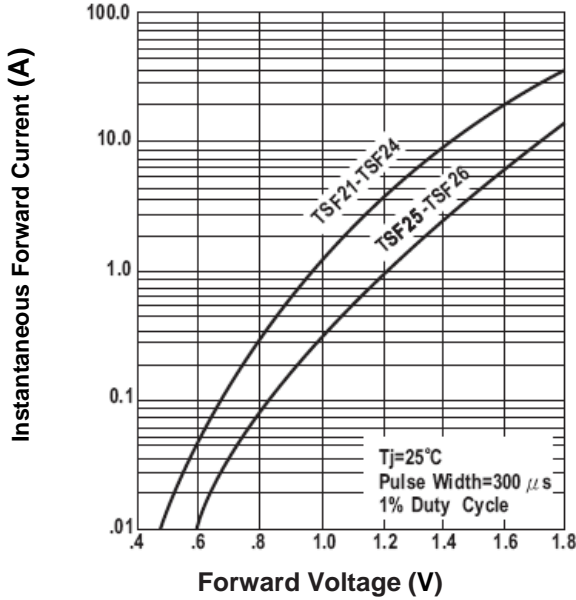


Fig.4-Typical Reverse Characteristics

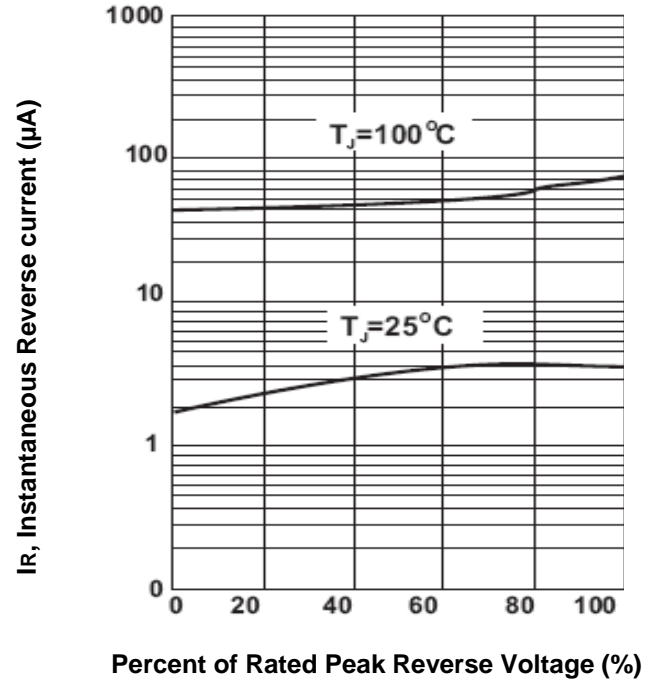
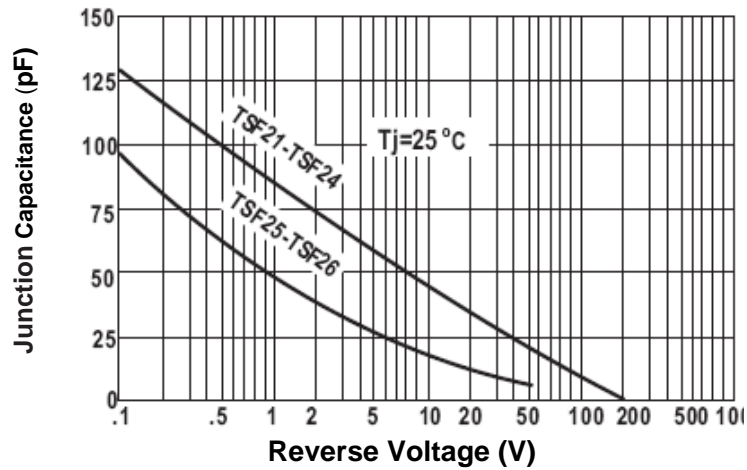


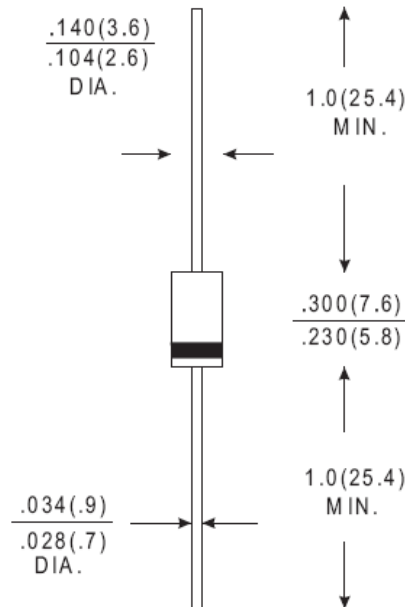
Fig.5- Typical Junction Capacitance



2.0A Super Fast Recovery Rectifier

TSF21 - TSF26

Dimensions in inches (mm)



D0-15

How to contact us:

US HEADQUARTERS

28040 WEST HARRISON PARKWAY, VALENCIA, CA 91355-4162

Tel: (800) TAITRON (800) 824-8766 (661) 257-6060

Fax: (800) TAITFAX (800) 824-8329 (661) 257-6415

Email: taitron@taitroncomponents.com

Http://www.taitroncomponents.com

TAITRON COMPONENTS MEXICO, S.A .DE C.V.

BOULEVARD CENTRAL 5000 INTERIOR 5 PARQUE INDUSTRIAL ATITALAQUIA, HIDALGO C.P.

42970 MEXICO

Tel: +52-55-5560-1519

Fax: +52-55-5560-2190

TAITRON COMPONETS INCORPORATED E REPRESENTAÇÕES DO BRASIL LTDA

RUA DOMINGOS DE MORAIS, 2777, 2.ANDAR, SALA 24 SAÚDE - SÃO PAULO-SP 04035-001 BRAZIL

Tel: +55-11-5574-7949

Fax: +55-11-5572-0052

TAITRON COMPONETS INCORPORATED, SHANGHAI REPRESENTATIVE OFFICE

CROSS REGION PLAZA, 899 LINGLING ROAD, SUITE 18C, SHANGHAI, 200030, CHINA

Tel: +86-21-5424-9942

Fax: +86-21-5424-9931