


Power Transformer – TPH/TSH Series

Operating Temp. : -40°C~+105°C

Customized



PRODUCT IDENTIFICATION

T ①	P ②	H ③	EFD15 ④	1711 ⑤	H ⑥	001 ⑦	F ⑧																																								
①	②	③	④	⑤	⑥	⑦	⑧																																								
<table border="1"> <tr><th colspan="2">Product Type</th></tr> <tr><td>T</td><td>Power Transformer</td></tr> </table>	Product Type		T	Power Transformer	<table border="1"> <tr><th colspan="2">Pin Type</th></tr> <tr><td>P</td><td>DIP</td></tr> <tr><td>S</td><td>SMD</td></tr> </table>	Pin Type		P	DIP	S	SMD	<table border="1"> <tr><th colspan="2">Classification</th></tr> <tr><td>H</td><td>for High Frequency</td></tr> <tr><td>L</td><td>for Low Frequency</td></tr> <tr><td>P</td><td>Plane Structure</td></tr> </table>	Classification		H	for High Frequency	L	for Low Frequency	P	Plane Structure	<table border="1"> <tr><th colspan="2">Core Type</th></tr> <tr><td colspan="2">EFD15, EPC19, WEE19, etc.</td></tr> </table>	Core Type		EFD15, EPC19, WEE19, etc.		<table border="1"> <tr><th colspan="2">Dimension (LxH) (mm)</th></tr> <tr><td>1711</td><td>17x11</td></tr> </table>	Dimension (LxH) (mm)		1711	17x11	<table border="1"> <tr><th colspan="2">Classification</th></tr> <tr><td>H</td><td>Horizontal Type</td></tr> <tr><td>V</td><td>Vertical Type</td></tr> </table>	Classification		H	Horizontal Type	V	Vertical Type	<table border="1"> <tr><th colspan="2">Process Code</th></tr> <tr><td colspan="2">001, 002, 003, etc.</td></tr> </table>	Process Code		001, 002, 003, etc.		<table border="1"> <tr><th colspan="2">Hazardous Substance Free Products</th></tr> <tr><td colspan="2">F</td></tr> </table>	Hazardous Substance Free Products		F	
Product Type																																															
T	Power Transformer																																														
Pin Type																																															
P	DIP																																														
S	SMD																																														
Classification																																															
H	for High Frequency																																														
L	for Low Frequency																																														
P	Plane Structure																																														
Core Type																																															
EFD15, EPC19, WEE19, etc.																																															
Dimension (LxH) (mm)																																															
1711	17x11																																														
Classification																																															
H	Horizontal Type																																														
V	Vertical Type																																														
Process Code																																															
001, 002, 003, etc.																																															
Hazardous Substance Free Products																																															
F																																															

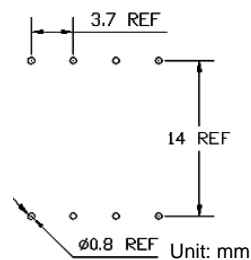
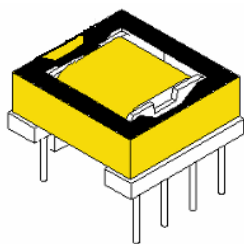
Core Type EFD, EPC Reference Data

Features and Applications

- High power density, self-cooling, automatic production
- Can be made SMD construction (large weight not recommended)
- Widely used in LED-backlit display/TV, LED driver, precision instruments, power supply modules, computer peripheral and so on.

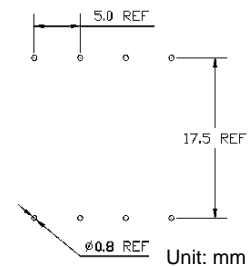
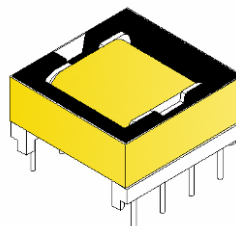
SPECIFICATION

■ P/N: TPHEFD151711H□□□F



Core Type: EFD15 Recommended PCB Layout
Reference dimension (L×W×H): 17×16×11mm Max.
Power: 8W Max.

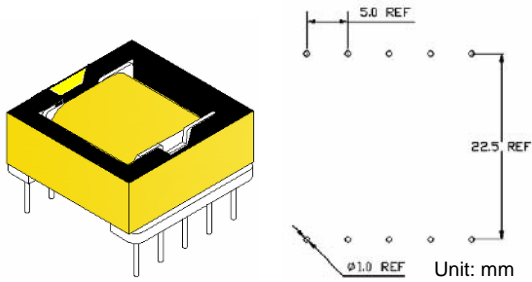
■ P/N: TPHEFD202112H□□□F



Core Type EFD20 Recommended PCB Layout
Reference dimension (L×W×H): 21×21×12mm Max.
Power: 22W Max.

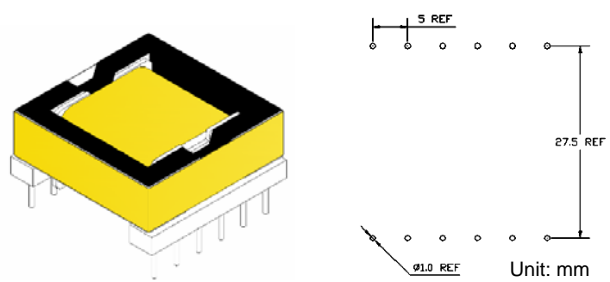
SPECIFICATION

■ P/N: TPHEFD252813H□□□F



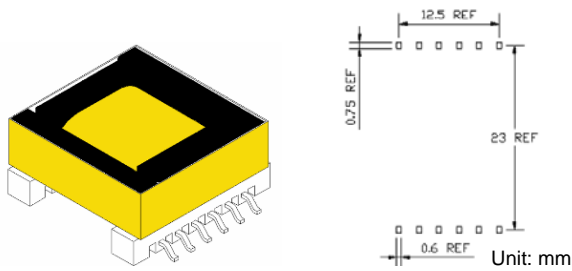
Core Type: EFD25 Recommended PCB Layout
Reference dimension (L×W×H): 28×26×13mm Max.
Power: 50W Max.

■ P/N: TPHEFD303217H□□□F



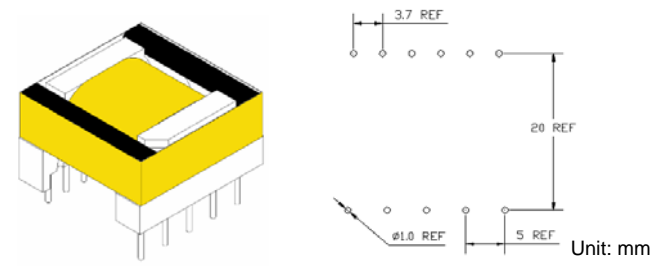
Core Type: EFD30 Recommended PCB Layout
Reference dimension (L×W×H): 32×31×17mm Max.
Power: 68W Max.

■ P/N: TSHEPC192411H□□□F



Core Type: EPC19 Recommended PCB Layout
Reference dimension (L×W×H): 24×21×11mm Max.
Power: 15W Max.

■ P/N: TPHEPC252718H□□□F



Core Type: EPC25 Recommended PCB Layout
Reference dimension (L×W×H): 27×26×18mm Max.
Power: 40W Max.

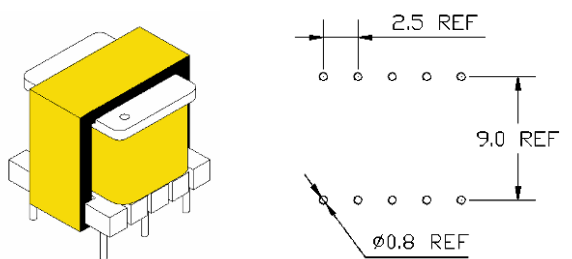
Core Type EE, EF, EI Reference Data

Features and Applications

- Common types, open shape for easy selection and good heat dissipation
- Widely used in the power of program-controlled switches, high-power UPS inverter power supplies, computer power, energy-saving lamps, and so on.

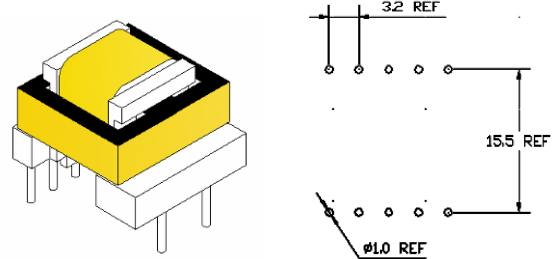
SPECIFICATION

■ P/N:TPHWEE131414V□□□F



Core Type: EE13 Recommended PCB Layout
Reference dimension (L×W×H): 14×13×14mm Max.
Power: 8W Max.

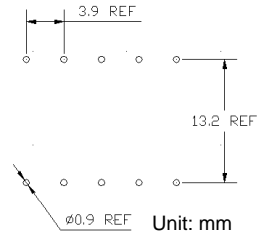
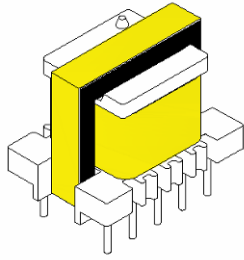
■ P/N:TPHWEE161814H□□□F



Core Type: EE16 Recommended PCB Layout
Reference dimension (L×W×H): 18×16×14mm Max.
Power: 15W Max.

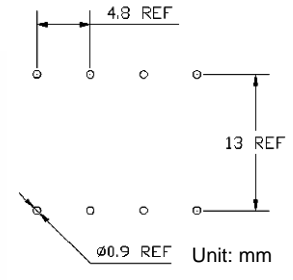
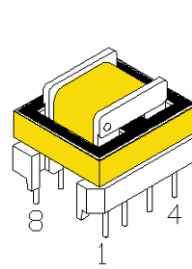
SPECIFICATION

■ P/N: TPHWEE192118V□□□F



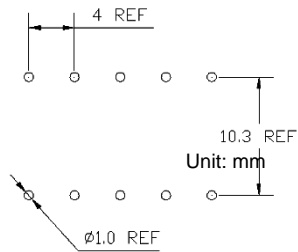
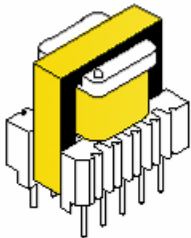
Core Type: EE19 Recommended PCB Layout
Reference dimension (L×W×H): 21×16×18mm Max.
Power: 18W Max.

■ P/N: TPHWEE192117H□□□F



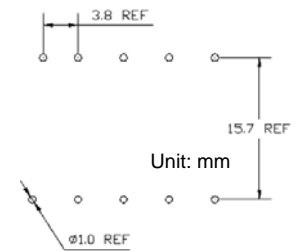
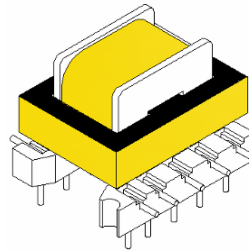
Core Type: EE19 Recommended PCB Layout
Reference dimension (L×W×H): 21×18×17mm Max.
Power: 18W Max.

■ P/N: TPHWEE222319V□□□F



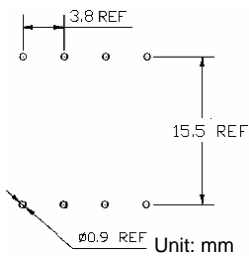
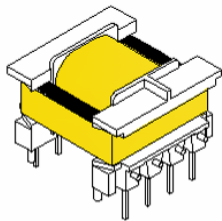
Core Type: EE22 Recommended PCB Layout
Reference dimension (L×W×H): 23×16×19mm Max.
Power: 25W Max.

■ P/N: TPHWEE252721H□□□F



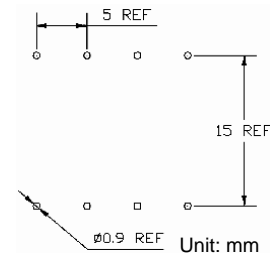
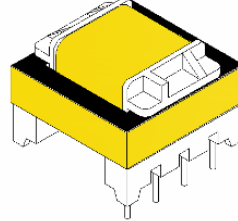
Core Type: EE25 Recommended PCB Layout
Reference dimension (L×W×H): 27×27×21mm Max.
Power: 30W Max.

■ P/N: TPHWEF162014H□□□F



Core Type: EF16 Recommended PCB Layout
Reference dimension (L×W×H): 20×18×14mm Max.
Power: 15W Max.

■ P/N: TPHWEF202116H□□□F



Core Type: EF20 Recommended PCB Layout
Reference dimension (L×W×H): 21×21×16mm Max.
Power: 22W Max.

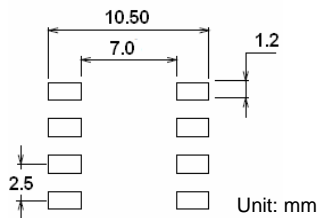

Core Type EP Reference Data

Features and Applications

- Excellent magnetic shielding, low distributed capacitance
- Low loss, low leakage inductance, uniform magnetic field
- Suitable for SMD construction
- As XDSL transformers, isolation transformers, or matching transformers, widely used in program-controlled switch terminal and precision electronic instrument and so on.

SPECIFICATION

■ P/N: TSHWEP071010H□□□F



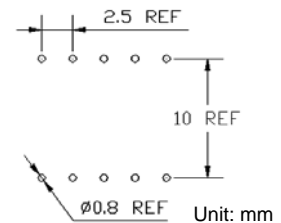
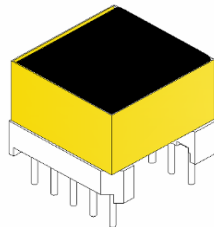
Core Type: EP07

Recommended PCB Layout

Reference dimension (L×W×H): 10×9.0×10mm Max.

Power: 8W Max.

■ P/N: TPHWEP131412H□□□F



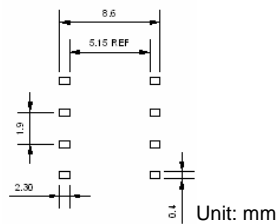

Core Type: EP13

Recommended PCB Layout

Reference dimension (L×W×H): 14×14×12mm Max.

Power: 13W Max.

■ P/N: TSHWEP050910H□□□F



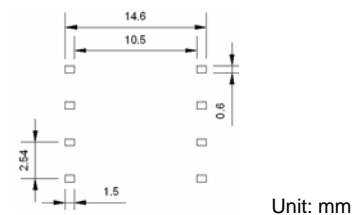
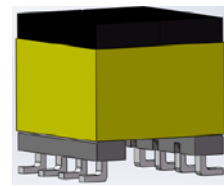
Core Type: EP05

Recommended PCB Layout

Reference dimension (L×W×H): 9.0×8.0×10mm Max.

Power: 5W Max.

■ P/N: TSHWEP101611H□□□F



Core Type: EP10

Recommended PCB Layout

Reference dimension (L×W×H): 16×13×11mm Max.

Power: 10W Max.

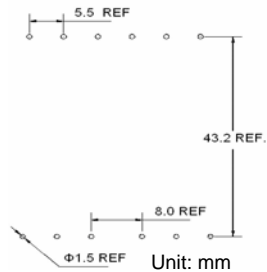

Core type EFD, EM, PQ Reference Data

Features and Applications

- Low-Profile, high power density, self-cooling, automatic production
- Can be made SMD construction (large weight not recommended)
- Widely used in LED-backlit display/TV, LED power, precision instruments, power supply modules, computer peripheral and so on.

SPECIFICATION

■ P/N: TPHEFD384513H□□□F



Core Type: EFD38

Recommended PCB Layout

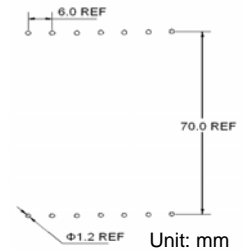

Reference dimension (L×W×H):

45 (include pins)×39×13mm Max.

Power: 100W ref.

Suitable for 26'~32' LED-backlit display/TV

■ P/N: TPHWEM497213H□□□F



Core Type: EM49

Recommended PCB Layout

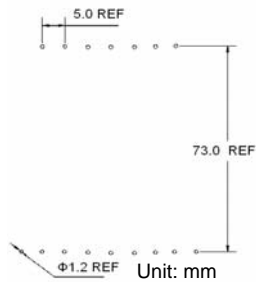

Max. Reference dimension (L×W×H):

72 (include pins)×54×14mm Max.

Power: 120W ref.

Suitable for 32'~42' LED-backlit display/TV

■ P/N: TPHEFD507514H□□□F



Core Type: EFD50

Recommended PCB Layout

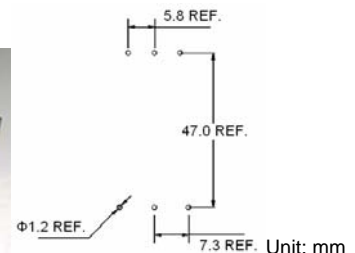
Reference dimension (L×W×H):

75 (include pins)×52×14mm Max.

Power: 150W ref.

Drop in PCB type, suitable for 42'~47' LED-backlit display

■ P/N: TPHWPQ384913V□□□F



Core Type: PQ38

Recommended PCB Layout

Reference dimension(L×W×H):

49(Include Pins)×39×13mm Max.

Power: 100W ref.

Remark

※The picture is for reference and the real product may be different.

※Other types such as ER, RM, POT are also available.

※We can customize products according to your requirements. Please contact your local sales.

Sunlord

Specifications subject to change without notice. Please check our website for latest information. Revised 2014/04/15

Sunlord Industrial Park, Dafuyuan Industrial Zone, Guanlan, Shenzhen, China 518110 Tel: 0086-755-29832660 Fax: 0086-755-82269029 E-Mail: sunlord@sunlordinc.com